

**City of Carson City  
Agenda Report**

**Date Submitted:** 7/7/2009

**Agenda Date Requested:** 7/18/2009

**Time Requested:** 1 hour

**To:** Board of Supervisors

**From:** Linda Ritter, Special Projects – Strategic Planning

**Subject Title:** Action to adopt the Carson City Business Plan and approve a monthly business review protocol.

**Staff Summary:** The Carson City Strategic / Business Plan includes the broad objectives that represent the goals of the Board of Supervisors. The Plan includes 9 quality of life perspectives, 2 operational perspectives, 41 objectives and a full compliment of performance measures that track progress made towards our objectives. Included in the Plan are various “initiatives”, specific programs and projects underway, that support the various objectives. The Plan is a living document which will change as the Board adjusts strategy according to current conditions, as performance measures and their targets are amended to better track progress and as new initiatives are developed and implemented. This Business Plan provides guidance with regard to staff activities by linking those activities to specific objectives. It provides a platform for accountability through the identification of measure targets and initiative updates.

Staff is proposing a monthly business review cycle which will include review of all objectives, along with progress reports on initiatives and comments and updates from staff regarding current measurement data. A “Briefing Book” will be the tool used to facilitate the monthly business review.

**Type of Action Requested:** (check one)  
 Resolution                       Ordinance  
 Formal Action/Motion               Other (Specify)

**Does This Action Require A Business Impact Statement:**       Yes (XX) No

**Recommended Board Action:** I move to adopt the Carson City Business Plan and approve the monthly business review protocol.

**Explanation for Recommended Board Action:** As resources continue to contract, it is imperative that all City activities support the strategic / business plan for the City. Through a series of cascading “scorecards”, the activities of all departments can be linked to the City’s strategy and performance metrics can be analyzed in order to place focus on areas of challenge. This system is being implemented throughout the City and will be used as a tool to align activities, make staff accountable for producing results and provide information to the Board and the public.

**Applicable Statute, Code, Policy, Rule or Regulation:** n/a

**Fiscal Impact:** n/a



**Explanation of Impact:**

**Funding Source:**

**Alternatives:**

**Supporting Material:** Carson City Business Plan / Carson City Operations Scorecard  
Sample "Board of Supervisors Briefing Book"

**Prepared By:** Linda Ritter

**Reviewed By:** \_\_\_\_\_ **Date:** \_\_\_\_\_  
(Department Head)  \_\_\_\_\_ **Date:** 7-1-09  
(City Manager) \_\_\_\_\_  
 \_\_\_\_\_ **Date:** 7-7-09  
(District Attorney) \_\_\_\_\_

**Board Action Taken:**


Motion: \_\_\_\_\_ 1) \_\_\_\_\_ Aye/Nay  
2) \_\_\_\_\_ \_\_\_\_\_  
\_\_\_\_\_  
\_\_\_\_\_  
\_\_\_\_\_

\_\_\_\_\_  
(Vote Recorded By)


**Carson City  
2009 / 2010 Business Plan**



# What does the Business Plan do?

- ▶ It aligns our mission and vision with the essential components of “quality of life”.
  - ▶ It defines a strategy for contributing to the “quality of life” in Carson City.
  - ▶ It aligns all of our activities with that strategy.
  - ▶ It measures the outcome of our activities.
  - ▶ It provides a tool for analyzing what is working, what is not.
  - ▶ It moves attention towards challenges while acknowledging success.
  - ▶ It provides a framework for accountability.
  - ▶ It serves as a method of communicating our activities to our residents.
- 

# Essential components of the Business Plan

- ▶ Quality of Life perspectives
  - ▶ Community objectives
  - ▶ Operational objectives
  - ▶ Performance measures
  - ▶ Performance targets
  - ▶ Initiatives
  - ▶ Business review process
- 



Perspective

A Safe and Secure Community

Community Objective

Residents and visitors are safe from personal harm.

Property is secure.

Operational Objective

Safe in the built environment.

Safe when traveling.

Safe from criminal activity.

Secure from criminal activity.

Safe from damage.

Performance Measures

Injuries sustained in fires and other emergencies

Traffic accidents

Crime rate – annual and monthly

Vandalism and burglary occurrences

# and value of buildings damaged

Initiatives

So Carson Pedestrian Safety Outreach Program

Perspective

A Healthy Community

Community Objective

Disease is prevented

Health services are available.

Poverty is reduced

Disease outbreaks are controlled

Operational Objective

Performance Measures

Initiatives



Perspective

A Healthy Community

Community Objective

Disease is prevented / outbreaks are controlled.

Operational Objective

Residents engage in healthy lifestyles.

Public infrastructure contributes to the health of the community.

Regulatory activity prevents disease.

Performance Measures

Reportable disease

Participation in recreation programs.

Water quality

Water quantity

Reportable disease from animals and pests

Reportable disease from food

Initiatives

Recreation Center

Perspective

A Healthy Community

Community Objective

Health services are available to all.

Operational Objective

Private health services are available.

Public health services are available.

Performance Measures

ER, Urgent Care and Pharmacy operating hours

Physician availability

Community Health Clinic case load

Ambulance response times

Initiatives

Perspective

A Healthy Community

Community Objective

Poverty is reduced.

Operational Objective

Short term assistance is available to those in need.

Programs that move families out of poverty are supported.

Performance Measures

Single persons seeking assistance

Families seeking assistance

New Human Service clients

Returning Human Service clients

Initiatives

Capital City Circles Initiative

Perspective

An active and engaged community

Community Objective

There is diversity in the programs and services offered by the City.

Social participation opportunities exist for all citizens.

Operational Objective

Participation in programs represent the diversity of the City.

Carson City is served by strong community organizations.

Public spaces and facilities are available for gathering.

Community events attract residents.

Performance Measures

Program demographics

Community support grants

Initiatives

Recreation Center and Library

3<sup>rd</sup> and Curry Street Summer Events

Perspective

A Clean and Healthy Environment

Community Objective

Disposal of waste is accomplished in ways that protect the environment.

Dependence upon fossil fuel is reduced.

“Green and Clean” industries and encouraged to locate in Carson City.

Operational Objective

Solid waste disposal is reduced through recycling.

Wastewater is effectively treated and disposed .

Reduce use of non-renewable energy in buildings.

Reduce use of fossil fuels in City equipment.

Clean and Green entrepreneurs are supported.

Performance Measures

Recycling rate

Effluent quality

Energy purchases

Gallons of fuel used

Initiatives

Solar energy retrofit project

Business information and assistance program

Perspective

A Vibrant, Diverse and Sustainable Economy

Community Objective

Carson City is home to entrepreneurs involved in emerging industries.

Carson City enjoys an economy made up of diverse business sectors.

Operational Objective

Business assistance is provided to new and existing companies seen to be involved in emerging industries.

Business assistance is provided to targeted sectors of the economy.

Local businesses are supported.

Performance Measures

[Empty box]

Employment and personal income by industry

Taxable sales

Initiatives

Business information and assistance program.

Business information and assistance program.

3<sup>rd</sup> and Curry Street Summer Events

Business Improvement District Creation

Perspective

A Community Rich in History, Culture and the Arts

Community Objective

Historic resources are preserved.

Cultural assets are preserved and expanded.

Operational Objective

Work of the Historic Resources Commission is supported.

Public cultural assets are preserved and expanded.

Private cultural assets are preserved and expanded..

Performance Measures

Historic resource inventory

[Empty box]

[Empty box]

Initiatives

Carson City Cultural Commission 5 year strategic plan

Bob Boldrick Theater Renovation Project

Carson City Cultural Commission 5 year strategic plan

Perspective

A Community Rich in History, Culture and the Arts

Community Objective

Historic resources are preserved.

Cultural assets are preserved and expanded.

Operational Objective

Work of the Historic Resources Commission is supported.

Public cultural assets are preserved and expanded.

Private cultural assets are preserved and expanded..

Performance Measures

Historic resource inventory

[Empty box]

[Empty box]

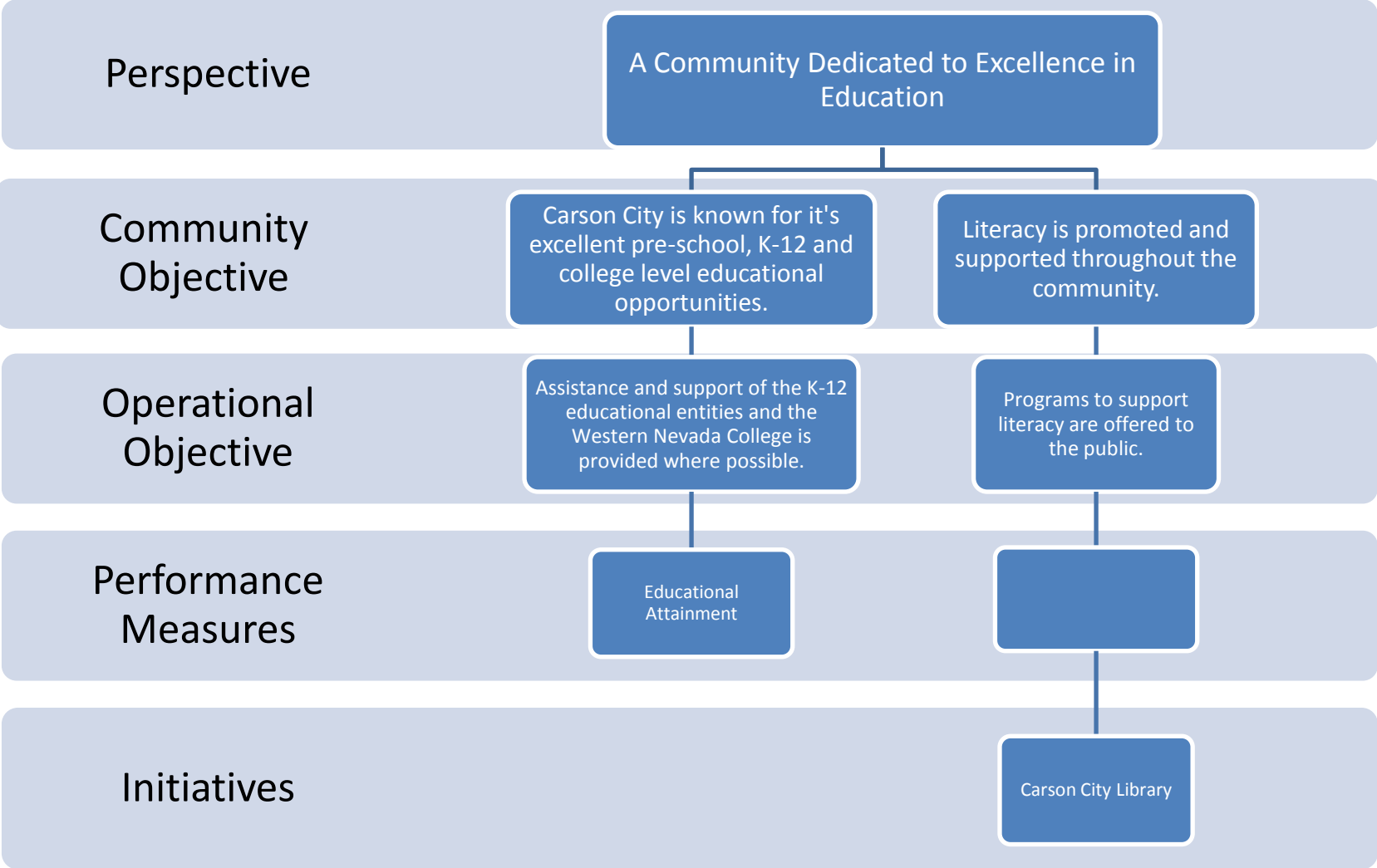
Initiatives

Carson City Cultural Commission 5 year strategic plan

Bob Boldrick Theater Renovation Project

Carson City Cultural Commission 5 year strategic plan





Perspective

A Physically Connected Community

Community Objective

Carson City enjoys a transportation system that moves people safely, efficiently and effectively.

Physical connections with other jurisdictions in the region are maintained and enhanced.

Operational Objective

Adequate roadways accommodate vehicular traffic.

Public transportation is convenient and accessible.

Pathways and other non-vehicular routes connect neighborhoods, business districts and public facilities.

Transportation planning efforts are coordinated with neighboring counties.

Performance Measures

Level of service rating

JAC Ridership

Initiatives

Transportation capacity projects

Pathways and trails master plan implementation

Perspective

A Community Where Information is Available to All

Community Objective

Internet communications is widely available.

Information regarding Carson City is available from various sources.

Operational Objective

Access to free wireless networks are encouraged throughout Carson City

Carson City's website is used to provide community information.

Various City facilities house information regarding Carson City.

News media is used to provide community information.

Performance Measures

Web hits

Press releases and announcements issued

Initiatives

Perspective

Open and Accessible Government

Operational Objective

Information related to city activities and performance is made available to the public.

The "people's business" is done in open session with ample opportunity for input.

Operational "Child" Objective

[Empty box]

The public is made to feel welcome and provide comment during Board of Supervisor meetings.

Board of Supervisor agendas are clear, explanatory and simple to understand.

News media is used to provide advance and post-meeting information to the public.

Performance Measures

[Empty box]

[Empty box]

Initiatives

Scorecard tool project

Community Center / Sierra Room Remodel

Perspective

Effective Resource Management

Operational Objective

Revenues and expenditures will be managed to insure future financial viability.

Operational Objective

Projections for revenues will be made conservatively, allowing for fluctuations in the local economy.

Expenditures will be budgeted and implemented carefully in a manner that results in the greatest efficiency.

Reserve funds are set aside to offset revenue shortfalls or emergencies.

Performance Measures

General Fund Revenues

Consolidated Tax Revenues

General Fund Expenditures

Stabilization Fund Balance

General Fund Ending Fund Balance

Initiatives

# Briefing Book

A tool for regular business plan review

# The Business Review Cycle

## ▶ Monthly–

- Review to take place at each mid month meeting for the month prior to the month immediately passed, i.e., the updated business plan for the period ending June 30 would be reviewed in mid August.

## ▶ Quarterly –

- Review to take place at the end of each fiscal year quarter. For the first quarter ending September 30, the review would take place at the mid–November meeting.

Questions, concerns,  
direction



# Carson City Operations Scorecard

## Business Plan Report

Run Date: 7/8/2009

[Hide Comments](#)

### A Safe and Secure Community Perspective

Objective Name	Owner(s)
----------------	----------

(CCO1) Residents and visitors are safe in the built environment.	Andrew Burnham Stacey Giomi Larry Werner
--	--

Initiatives Linked To Objective	Owner(s)	GrandParent Objectives
---------------------------------	----------	------------------------

Waterfall Fire Watershed Improvement Project - Phase 2	Andrew Burnham Roger Moellendorf
--	-------------------------------------

Parent Objectives
-------------------

Residents and visitors are safe from personal harm.

Measure	Owner(s)
---------	----------

Injuries sustained in fire and other emergencies involving structures. (FA)	Stacey Giomi Larry Werner
---	---------------------------

This measure indicates the number of injuries sustained as a result of fire or other emergencies responded to by the Carson City Fire Department. Our target is to see zero injuries, however, a warning indicator will appear should one injury occur.

Performance
-------------

Ind	Actual	Target	Variance	Date
▲	0	0	0	Dec 2008

Initiatives Linked To Measure	Owner(s)
-------------------------------	----------

Child Measures Linked To Measure
----------------------------------

Ind	Name	Actual	Target	Date
▲	Fire inspections performed on structures	1,624	n/a	2008



**Measure****Owner(s)**

Dispatched calls - Fire (CCCC)

Stacey Giomi Karin Mracek

This measure indicates the number of incoming calls entered into the CAD system for Fire.

**Performance**

Ind	Actual	Target	Variance	Date
	79	n/a	n/a	May 2009

**Initiatives Linked To Measure****Owner(s)****Child Measures Linked To Measure**

Ind	Name	Actual	Target	Date
-----	------	--------	--------	------



Objective Name	Owner(s)
----------------	----------

(CCO2) Residents and visitors are safe when traveling throughout Carson City.	Andrew Burnham Kenny Furlong Larry Werner
---	---

This objectives relates to the personal safety of people in Carson City traveling by car, bicycle, on foot or any other mode of travel.

Initiatives Linked To Objective	Owner(s)
---------------------------------	----------

Salt / Cinder Building	Andrew Burnham
Curry Street - Rhodes Street to Koontz Lane	Andrew Burnham
Roop Street Widening - Washington Street to Beverly Drive	Andrew Burnham
Stewart Street North Moody Extension	Andrew Burnham
Lompa Lane Reconstruction - Carmine Street to College Parkway	Andrew Burnham
Silver Oak and North Carson Street Intersection	Andrew Burnham
Butti Way - Airport Road to Fifth Street	Andrew Burnham
Rhodes Street at Curry Street	Andrew Burnham
Fairview Drive at Edmonds	Andrew Burnham
Arrowhead Drive at Emerson Intersection	Andrew Burnham
Boeing Way - Goni Road to Convair	Andrew Burnham
Convair Drive - Conestoga to Arrowhead	Andrew Burnham
Old Clear Creek Road - Along Fuji Park Frontage	Andrew Burnham
Pedestrian safety public outreach initiative	Kenny Furlong

GrandParent Objectives
------------------------

Parent Objectives
-------------------


Residents and visitors are safe from personal harm.

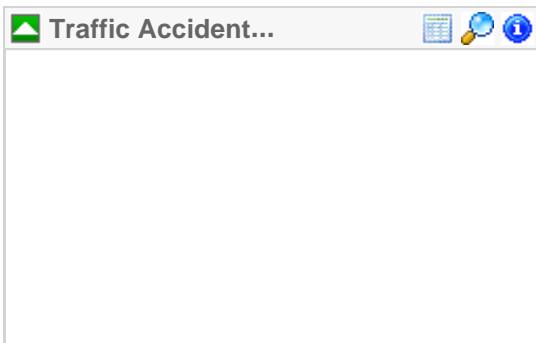
Measure	Owner(s)
---------	----------

Traffic Accidents w/Injury (SO)	Andrew Burnham Kenny Furlong
---------------------------------	---------------------------------

This measure indicates the number of accidents on Carson City streets that resulted in injury. The target is to stay below a number of accidents equal to the average of the past two years for the same month.

Performance				
Ind	Actual	Target	Variance	Date

	15 Accidents	19 Accidents	4 Accidents	May 2009
---	--------------	--------------	-------------	----------



Initiatives Linked To Measure			Owner(s)
-------------------------------	--	--	----------

Child Measures Linked To Measure				
Ind	Name	Actual	Target	Date

	Traffic Accidents w/Injury - CCSO Only (SO)	8 Accidents	n/a	May 2009
	Traffic Accidents w/Injury - NHP Only (SO)	7 Accidents	n/a	May 2009



↓ good direction

Measure	Owner(s)
---------	----------

Traffic Accident Fatal (SO)

Andrew Burnham Kenny Furlong

This measure provides the number of fatalities that took place each month on Carson City streets. It includes state highways. The target is to have zero fatalities. A warning light will appear if 1 fatality occurs.

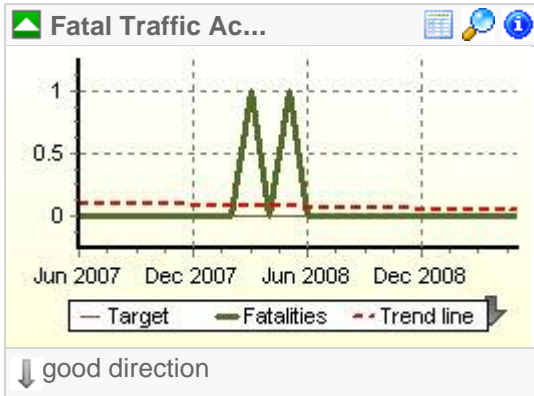
Performance				
-------------	--	--	--	--

Ind	Actual	Target	Variance	Date
▲	0	0	0	May 2009

Initiatives Linked To Measure	Owner(s)
-------------------------------	----------

Child Measures Linked To Measure				
----------------------------------	--	--	--	--

Ind	Name	Actual	Target	Date
	Traffic Accident Fatal CCSO only (SO)	0	n/a	May 2009
	Traffic Accident Fatal NHP only (SO)	0	n/a	May 2009



Objective Name	Owner(s)
----------------	----------

(CCO3) Residents and visitors are safe from criminal activity. Kenny Furlong Neil Rombardo Larry Werner

This objectives relates to criminal activity affecting the personal safety of residents and visitors.

Initiatives Linked To Objective	Owner(s)	GrandParent Objectives
---------------------------------	----------	------------------------

Parent Objectives
-------------------

Residents and visitors are safe from personal harm.

Measure	Owner(s)
---------	----------

UCR Part I Crime Rate Steve Albertsen Jack Freer Ray Saylo

The Uniform Crime Report of Index Crimes, "Crime and Justice in Nevada", measures those Part I offenses used to determine state and local crime indexes, crime rates and clearance factors. UCR Part I reports the occurrences of murder, rape, robbery, assault, burglary, larceny, MV thefts and arsons in the community within the year and evaluates the crimes by a "rate" per 1,000 population. The target is to stay below the average rate of the boarding county region to include Washoe County, Lyon County and Douglas County. The data for this key measure is published annually in the spring for the previous year.

Performance	Initiatives Linked To Measure	Owner(s)
-------------	-------------------------------	----------

Ind	Actual	Target	Variance	Date
<input checked="" type="checkbox"/>	26.1 per 1,000	24.8 per 1,000	(1.3) per 1,000	2008

Child Measures Linked To Measure
----------------------------------

Ind	Name	Actual	Target	Date
-----	------	--------	--------	------



**Measure**

**Owner(s)**

Compstat Crime Report (SO)

Kenny Furlong Ray Saylo Steve Albertsen

In order gather a greater picture of the wellness within the community, Compstat Part I and II offenses are combined. The combined total incidents allows for a more complete view of community wellness by including often overlooked key information (e.g., vandalism, run-aways, disorderly conduct, etc.). This indicator targets overall reduced levels of crime (year to date) as compared to the previous year (year to date) of the combined Parts I and II Compstat criminal activities. The targetted goal is to reduce the reported offenses. Unlike UCR Rates, this measure does not take into consideration population shifts and is viewed as preliminary (raw) crime reporting data.

**Performance**

Ind	Actual	Target	Variance	Date
■	370	364	(6)	May 2009



**Initiatives Linked To Measure** **Owner(s)**

**Child Measures Linked To Measure**

Ind	Name	Actual	Target	Date
▲	Compstat Part II Crime Report (SO)	206	211	May 2009
▼	Compstat Part I Crime Report (SO)	164	153	May 2009

**Objective Name****Owner(s)**

(CC04) Property is secure from criminal activity

Kenny Furlong Neil Rombardo Larry Werner

This objective relates to criminal activity and it's effect on property in Carson City.

**Initiatives Linked To Objective****Owner(s)****GrandParent Objectives****Parent Objectives**

Property in Carson City is secure.

**Measure****Owner(s)**

Vandalism

Vandalism is a Category II UCR Offense that tracks malicious damages to property. The data provided in this measure is derived from from the leading Compstat monthly reporting and targets reduction of incidents. While it is a singular offense category encompassing all types of property damage, the major influencing type of damage reported is graffiti. As an offense, the effects of graffiti impact far more than the owner (wall, fence, structure), it damages entire commercial and residential areas. Graffiti messages are interpreted by experts in gang activities for intelligence value, and the communication center coordinates removal with the Alternative Sentencing Department abatement programs.

**Performance**

Ind	Actual	Target	Variance	Date
▲	68	75	7	May 2009

**Initiatives Linked To Measure****Owner(s)****Child Measures Linked To Measure**

Ind	Name	Actual	Target	Date
-----	------	--------	--------	------





Measure	Owner(s)
---------	----------

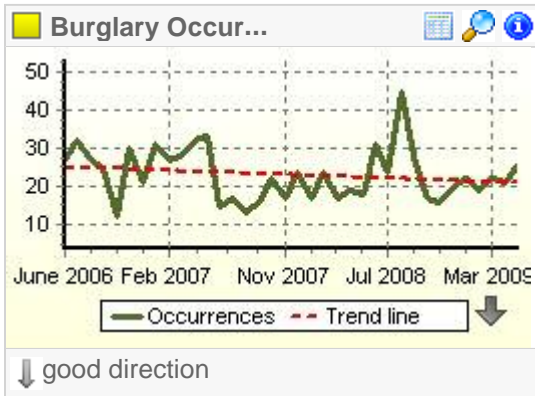
Burglary Offenses (SO)

Ray Saylo

Burglary is a Category I UCR Offense reported annually by "Crime and Justice in Nevada." The data reported here is a cumulation of all three types of Burglary (commercial, residential, and other) from leading Compstat reports. The data is used to reflect a flag of "Victimization" in the community. This measures targets reductions in incidents of Victimization.

Performance				
Ind	Actual	Target	Variance	Date

■	26	23	(3)	May 2009
---	----	----	-----	----------



Initiatives Linked To Measure	Owner(s)
-------------------------------	----------

Child Measures Linked To Measure				
Ind	Name	Actual	Target	Date

	Burglary Residential (SO)	13	n/a	May 2009
	Burglary Commerical (SO)	5	n/a	May 2009
	Burglary Other (SO)	8	n/a	May 2009

Objective Name	Owner(s)
----------------	----------

(CC05) Property is safe from damage.	Stacey Giomi Larry Werner
--------------------------------------	---------------------------

This objective relates to the City's ability to limit damage from fire and natural disasters.

Initiatives Linked To Objective	Owner(s)	GrandParent Objectives
---------------------------------	----------	------------------------

Parent Objectives
-------------------

Property in Carson City is secure.

Measure	Owner(s)
---------	----------

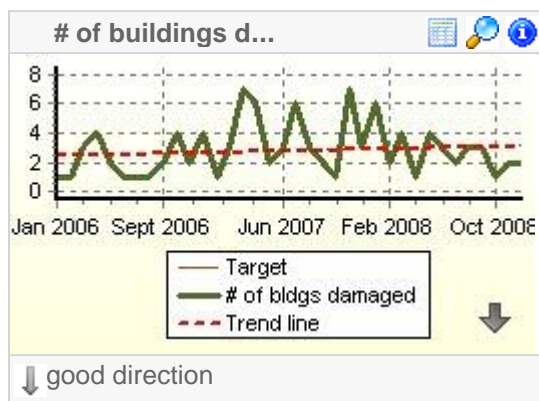
Fire suppression activity - number of buildings damaged	Stacey Giomi Larry Werner
---	---------------------------

Performance	Initiatives Linked To Measure	Owner(s)
-------------	-------------------------------	----------

Ind	Actual	Target	Variance	Date
	2	n/a	n/a	Dec 2008

Child Measures Linked To Measure
----------------------------------

Ind	Name	Actual	Target	Date
-----	------	--------	--------	------



Measure	Owner(s)
---------	----------

Fire suppression activities - value of buildings damaged

Stacey Giomi Larry Werner

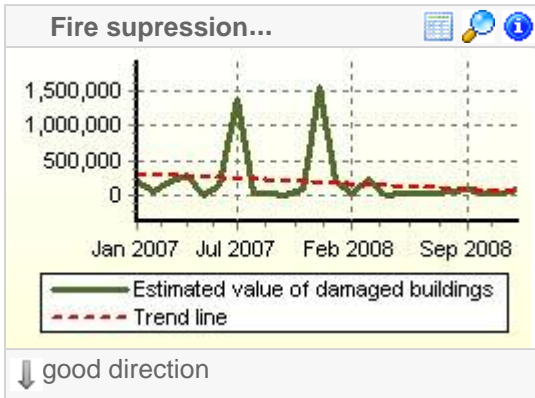
Performance
-------------

Ind	Actual	Target	Variance	Date
	\$91,100	n/a	n/a	Dec 2008

Initiatives Linked To Measure	Owner(s)
-------------------------------	----------

Child Measures Linked To Measure
----------------------------------

Ind	Name	Actual	Target	Date
-----	------	--------	--------	------



# A Healthy Community Perspective

Objective Name	Owner(s)
(CC06) Residents engage in healthy lifestyles.	Larry Werner

Author/Date	Comment
Ritter, Linda 06/15/2009	There has been an increase in the number of reported diseases over the past year. Influenza makes up the largest category. Some of this increase may be a result of additional reporting entities providing information to Carson City Health and Human Services.

Initiatives Linked To Objective	Owner(s)
Community Center Gymnasium - replace flooring	Andrew Burnham Roger Moellendorf
Recreation Center	Roger Moellendorf Larry Werner

## GrandParent Objectives

## Parent Objectives

Disease in the community is prevented

Measure	Owner(s)
Reportable Diseases	Larry Werner Marena Works

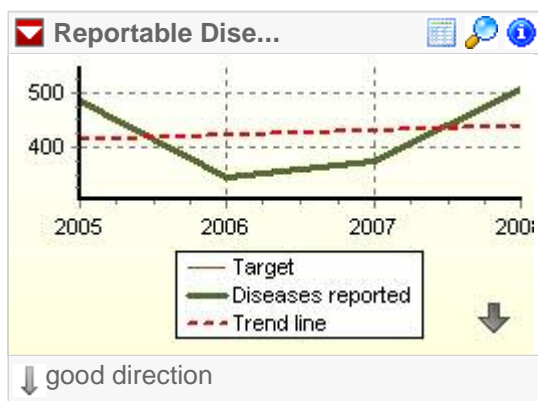
This measure combines all of the reportable diseases each year. The Goal of a Healthy Community requires that the number of reportable diseases decrease.

Performance				
Ind	Actual	Target	Variance	Date
<input checked="" type="checkbox"/>	508	361	(148)	2008

Initiatives Linked To Measure	Owner(s)
-------------------------------	----------

## Child Measures Linked To Measure

Ind	Name	Actual	Target	Date
<input checked="" type="checkbox"/>	Communicable (non-STD) diseases reported that are not preventable through proactive action.	200	187	2008
<input checked="" type="checkbox"/>	Communicable diseases reported that could be prevented through proactive action.	308	174	2008



**Measure****Owner(s)**

Number of participants in City recreation programs.  
(PROS)

Roger Moellendorf

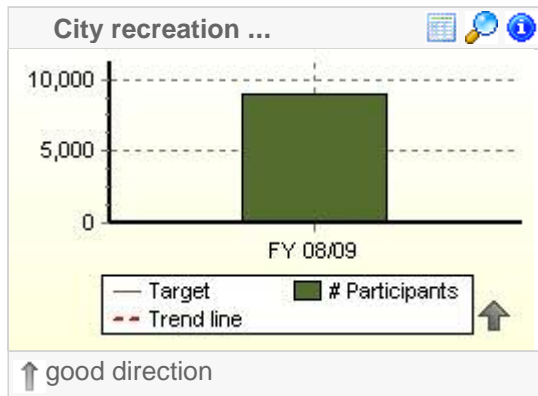
This measure tracks the total number of participants in City recreation programs.

**Performance**

Ind	Actual	Target	Variance	Date
	9,003	n/a	n/a	FY 08/09

**Initiatives Linked To Measure****Owner(s)****Child Measures Linked To Measure**

Ind	Name	Actual	Target	Date
▲	Youth Sports (PROS)	556	556	FY 08/09
▲	Adult Sports (PROS)	2,980	2,980	FY 08/09
	Contracted Programs (PROS)	5,467	n/a	FY 08/09
	Aquatics Facility (PROS)	185,850	n/a	FY 08/09
	Youth Enrichment (PROS)	n/a	n/a	



**Objective Name**

**Owner(s)**

(CC07) Public infrastructure contributes to the health of the community.

Andrew Burnham Larry Werner

Public infrastructure is designed, built and operated in order to limit possible health risks. This includes a water system that provides good water, a wastewater system that removes liquid wastes from the community, and a solid waste system that disposes of waste in a safe manner.

**Initiatives Linked To Objective**

**Owner(s)**

**GrandParent Objectives**

**Parent Objectives**

**Measure**

**Owner(s)**

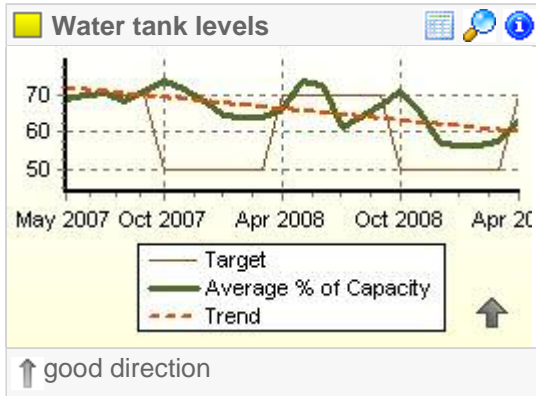
Average water tank levels (PW)

Ken Arnold Andrew Burnham

This measure indicates the average water tank levels (Actual / Capacity) of all water tanks in Carson City combined.

**Performance**

Ind	Actual	Target	Variance	Date
■	62.97 %	70.00 %	(7.03) %	Apr 2009



**Initiatives Linked To Measure**

**Owner(s)**

**Child Measures Linked To Measure**

Ind	Name	Actual	Target	Date
	Water Production per capita	5,745	n/a	Apr 2009
☒	Ash Water Tank Level	53.20 %	70.00 %	Apr 2009
■	Voltaire water tank level. (PW)	61.08 %	70.00 %	Apr 2009
■	Tanstaaf water tank level (PW)	69.49 %	70.00 %	Apr 2009
☒	Quill water tank level (PW)	56.88 %	70.00 %	Apr 2009
■	Goni water tank level (PW)	65.94 %	70.00 %	Apr 2009
■	Prison Hill water tank level (PW)	62.60 %	70.00 %	Apr 2009
■	Timberline water tank level (PW)	60.50 %	70.00 %	Apr 2009
■	Lakeview water tank level (PW)	66.27 %	70.00 %	Apr 2009
	Combined water tank levels	206.54 Feet	n/a	Apr 2009

**Measure****Owner(s)**

Percentage of Water Quality Tests meeting federal requirements. (PW)

Ken Arnold Andrew Burnham

This measure indicates whether water quality test have met federal standards for Arsenic, Uranium and Total Coliform. The target is to achieve 100% compliance in all three indicators.

**Performance**

Ind	Actual	Target	Variance	Date
▲	100 %	100 %	0 %	Mar 2009

**Initiatives Linked To Measure****Owner(s)****Child Measures Linked To Measure**

Ind	Name	Actual	Target	Date
▲	Arsenic test results (PW)	0.0070	0.0070	Apr 2009
▲	Uranium test results (PW)	14.00 ug/L	20.00 ug/L	Mar 2009
▲	Total coliform test results (PW)	0	1	Apr 2009

**Objective Name****Owner(s)**

(CC08) Regulatory activities prevent disease.

Larry Werner

Carson City can take certain actions to prevent the spread of disease through pests, animals and unsafe food handling practices.

**Initiatives Linked To Objective****Owner(s)**

Animal Shelter

Andrew Burnham  
Pat Wiggins  
Marena Works

**GrandParent Objectives****Parent Objectives**

Disease in the community is prevented

**Measure****Owner(s)**

Food and water borne diseases reported.

Marena Works

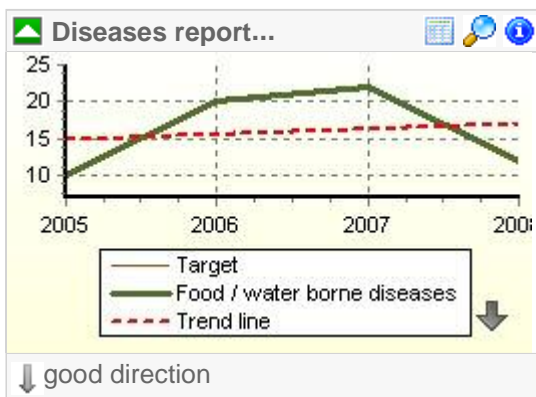
Food and water borne diseases occur due to poor food handling practices or from poor water supplies. They include Campylobacteriosis, Diphylobothrium latun, Enterohem E. Coli, Giardiasis, Listeriosis, Noroviruses, Salmonellosis, Shigellosis, Typhoid fever and Yersisniosis.

**Performance**

Ind	Actual	Target	Variance	Date
▲	12	21	9	2008

**Initiatives Linked To Measure****Owner(s)****Child Measures Linked To Measure**

Ind	Name	Actual	Target	Date
-----	------	--------	--------	------





**Measure** **Owner(s)**

Diseases reported that may have been spread by mosquito's

Marena Works

This measure includes those diseases spread through mosquitos. They include Encephalitis-west nile, Malaria and West Nile Fever.

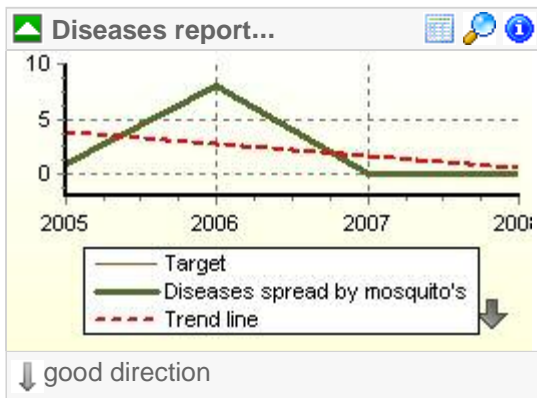
**Performance**

Ind	Actual	Target	Variance	Date
▲	0	0	0	2008

**Initiatives Linked To Measure** **Owner(s)**

**Child Measures Linked To Measure**

Ind	Name	Actual	Target	Date
-----	------	--------	--------	------



**Measure** **Owner(s)**

Reported cases of Rabies

Marena Works

This measure indicates the number of cases of Rabies reported during the calendar year.

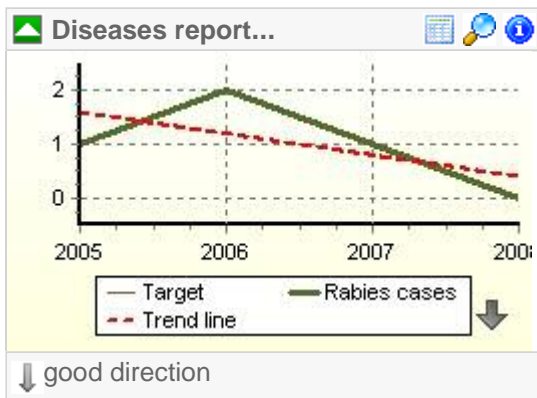
**Performance**

Ind	Actual	Target	Variance	Date
▲	0	1	1	2008

**Initiatives Linked To Measure** **Owner(s)**

**Child Measures Linked To Measure**

Ind	Name	Actual	Target	Date
-----	------	--------	--------	------



**Objective Name****Owner(s)**

(CC09) Private health services are available.

Larry Werner Marena Works

Private health service providers includes family practitioners, urgent care providers, emergency medical service providers and pharmacy services. "Available" not only refers to having the providers within the community but also refers to the hours in which services can be received.

**Initiatives Linked To Objective****Owner(s)****GrandParent Objectives****Parent Objectives**

Health services are available to all.

Disease outbreaks in the community are controlled.

**Measure****Owner(s)**

Family practitioner physicians practicing in Carson City.

Marena Works

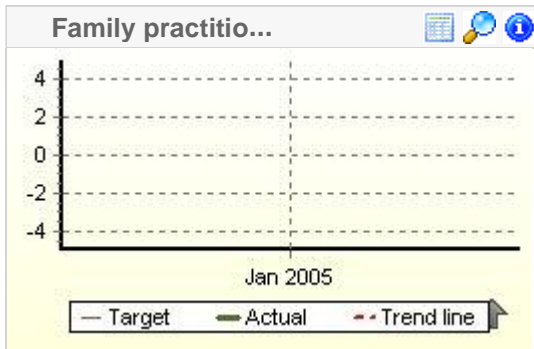
This measure indicates the total number of family practitioner physicians practicing in Carson City.

**Performance**

Ind	Actual	Target	Variance	Date
	n/a	n/a	n/a	

**Initiatives Linked To Measure****Owner(s)****Child Measures Linked To Measure**

Ind	Name	Actual	Target	Date
-----	------	--------	--------	------



**Measure** **Owner(s)**

Pharmacy service hours available.

Marena Works

This measure indicates the total number of hours pharmacy services are available in Carson City. It does not add the total individual hours of all pharmacies, it only provides the total hours per week at least 1 pharmacy is open. The target is to see pharmacy service available 14 hrs per day during the week and 12 hrs per day on weekends.

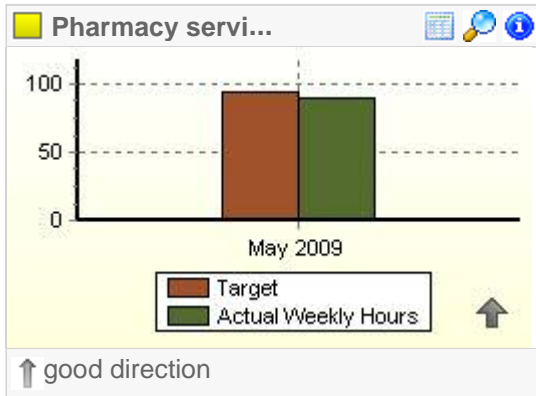
**Performance**

Ind	Actual	Target	Variance	Date
■	89	94	(5)	May 2009

**Initiatives Linked To Measure** **Owner(s)**

**Child Measures Linked To Measure**

Ind	Name	Actual	Target	Date
-----	------	--------	--------	------



**Measure** **Owner(s)**

Urgent care hours available.

Marena Works

This measure indicates the total number of hours per week urgent care services are available in Carson City.

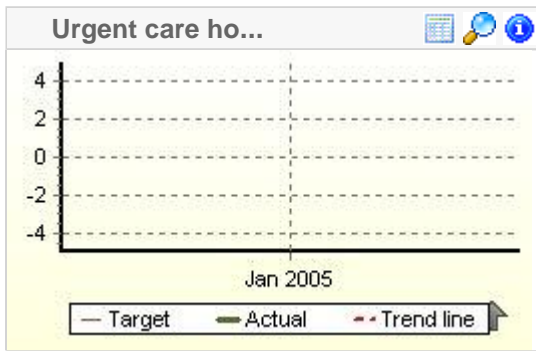
**Performance**

Ind	Actual	Target	Variance	Date
	n/a	n/a	n/a	

**Initiatives Linked To Measure** **Owner(s)**

**Child Measures Linked To Measure**

Ind	Name	Actual	Target	Date
-----	------	--------	--------	------



**Measure****Owner(s)**

Emergency room hours available per week.

Marena Works

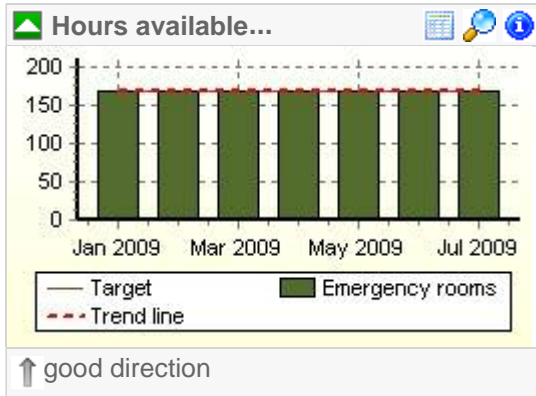
Having a fully functional emergency room operational in the community in order to insure emergency care for our residents. Ideally, this function will be available 24 hours / day and 7 day / week for a total of 168 hours per week.

**Performance**

Ind	Actual	Target	Variance	Date
▲	168	168	0	Jul 2009

**Initiatives Linked To Measure****Owner(s)****Child Measures Linked To Measure**

Ind	Name	Actual	Target	Date
-----	------	--------	--------	------



**Objective Name****Owner(s)**

(CCO10) Public health services are available.

Marena Works

**Initiatives Linked To Objective****Owner(s)****GrandParent Objectives****Parent Objectives**

Health services are available to all.

Disease outbreaks in the community are controlled.

**Measure****Owner(s)**

Community Health Nursing caseload / population ratio

Marena Works

**Performance**

Ind	Actual	Target	Variance	Date
	n/a	n/a	n/a	

**Initiatives Linked To Measure****Owner(s)****Child Measures Linked To Measure**

Ind	Name	Actual	Target	Date
	Community Health Nursing Caseload	n/a	n/a	
	Population	57,600	n/a	May 2009



Measure	Owner(s)
---------	----------

Average ambulance response time. (seconds) (FA)

Stacey Giomi

This measure indicates the average time taken from dispatch to on-scene for an ambulance.

Performance				
-------------	--	--	--	--

Ind	Actual	Target	Variance	Date
	410 Seconds	n/a	n/a	May 2009

Initiatives Linked To Measure	Owner(s)
-------------------------------	----------

Child Measures Linked To Measure				
----------------------------------	--	--	--	--

Ind	Name	Actual	Target	Date
-----	------	--------	--------	------



Measure	Owner(s)
---------	----------

Dispatched calls - Ambulance (CCCC)

Stacey Giomi Karin Mracek

This measure indicates the number of calls for ambulance service that were received in the Carson City Communications Center.

Performance				
-------------	--	--	--	--

Ind	Actual	Target	Variance	Date
	549	n/a	n/a	May 2009

Initiatives Linked To Measure	Owner(s)
-------------------------------	----------

Child Measures Linked To Measure				
----------------------------------	--	--	--	--

Ind	Name	Actual	Target	Date
-----	------	--------	--------	------



Objective Name	Owner(s)
----------------	----------

(CCO42) Programs that provide short term assistance to those in need are offered.	Larry Werner Marena Works
---	---------------------------

In some cases, families need temporary help in order to stay in their homes and adequately feed their family. This temporary help should be provided as necessary and appropriate.

Initiatives Linked To Objective	Owner(s)	GrandParent Objectives
---------------------------------	----------	------------------------

Parent Objectives
-------------------

Poverty is reduced.

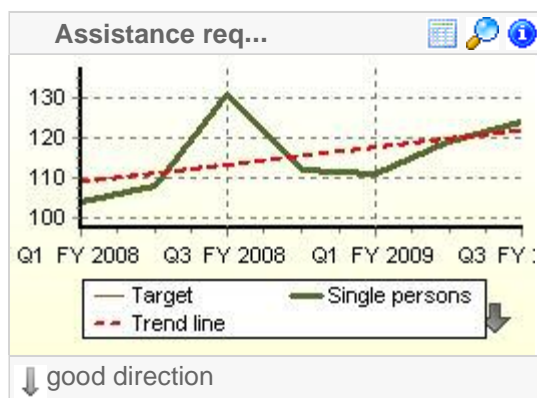
Measure	Owner(s)
---------	----------

Single persons seeking assistance (HHS)	Kathy Wolfe Marena Works
---	--------------------------

This measure indicates the number of singles person seeking rent, utility, transportation, food or other assistance from the Carson City Health and Human Services Department.

Performance
-------------

Ind	Actual	Target	Variance	Date
	124	n/a	n/a	Q3 FY 2009



Initiatives Linked To Measure	Owner(s)
-------------------------------	----------

Child Measures Linked To Measure
----------------------------------

Ind	Name	Actual	Target	Date
	Single persons seeking rent assistance. (HHS)	57	n/a	Q3 FY 2009
	Single persons seeking gas utility assistance. (HHS)	21	n/a	Q3 FY 2009
	Single persons seeking electric utility assistance. (HHS)	18	n/a	Q3 FY 2009
	Single persons seeking transportation assistance. (HHS)	5	n/a	Q3 FY 2009
	Single persons seeking food assistance. (HHS)	7	n/a	Q3 FY 2009
	Single persons seeking other assistance. (HHS)	16	n/a	Q3 FY 2009

**Measure**

**Owner(s)**

Families seeking assistance. (HHS)

Kathy Wolfe Marena Works

This measure indicates the number of families seeking assistance with rent, gas utility, electric utility, transportation, food or other assistance through the Carson City Health and Human Services Department.

**Performance**

Ind	Actual	Target	Variance	Date
	179	n/a	n/a	Q3 FY 2009

**Initiatives Linked To Measure**

**Owner(s)**

**Child Measures Linked To Measure**

Ind	Name	Actual	Target	Date
	Families seeking rent assistance. (HHS)	75	n/a	Q3 FY 2009
	Families seeking gas utility assistance. (HHS)	43	n/a	Q3 FY 2009
	Families seeking electric utility assistance. (HHS)	32	n/a	Q3 FY 2009
	Families seeking transportation assistance. (HHS)	0	n/a	Q3 FY 2009
	Families seeking food assistance. (HHS)	7	n/a	Q3 FY 2009
	Families seeking other assistance. (HHS)	22	n/a	Q3 FY 2009





**Objective Name****Owner(s)**

(CCO43) Programs that assist families to move permanently out of poverty are supported.

Larry Werner Marena Works

Families suffering from generational poverty should be provided the opportunity to learn how to get out of poverty and stay self sufficient. By breaking the cycle of poverty, the need for temporary assistance is reduced.

**Initiatives Linked To Objective****Owner(s)**

Circles Program

Kathy Wolfe  
Marena Works

**GrandParent Objectives****Parent Objectives**

Poverty is reduced.

**Measure****Owner(s)**

New clients - Human Services Division (HHS)

Kathy Wolfe Marena Works

This measure provides the number of new clients in the Human Services Division of the Health and Human Services Department.

**Performance**

Ind	Actual	Target	Variance	Date
	4	n/a	n/a	May 2009

**Initiatives Linked To Measure****Owner(s)****Child Measures Linked To Measure**

Ind	Name	Actual	Target	Date
-----	------	--------	--------	------



Measure	Owner(s)
---------	----------

Return clients - Human Services Division. (HHS)

Kathy Wolfe Marena Works

This measure indicates the number existing clients receiving follow up services provided by the Human Services Division of the Health and Human Services Department.

Performance				
-------------	--	--	--	--

Ind	Actual	Target	Variance	Date
	11	n/a	n/a	May 2009

Initiatives Linked To Measure	Owner(s)
-------------------------------	----------

Child Measures Linked To Measure				
----------------------------------	--	--	--	--

Ind	Name	Actual	Target	Date
-----	------	--------	--------	------



Measure	Owner(s)
---------	----------

New client / follow up client ratio. (HHS)

Kathy Wolfe Marena Works

This measure provides a ratio of new clients to return clients in the Human Services division. The higher the ratio, the more services are provided to new client versus returning clients.

Performance				
-------------	--	--	--	--

Ind	Actual	Target	Variance	Date
	0.4	n/a	n/a	May 2009

Initiatives Linked To Measure	Owner(s)
-------------------------------	----------

Child Measures Linked To Measure				
----------------------------------	--	--	--	--

Ind	Name	Actual	Target	Date
	New clients - Human Services Division (HHS)	4	n/a	May 2009
	Return clients - Human Services Division. (HHS)	11	n/a	May 2009



---

# An Active and Engaged Community Perspective

---

Objective Name	Owner(s)
(CCO11) Public spaces and facilities are available for public gathering.  Bringing the public together for activities requires that public spaces be made available.	Larry Werner

Initiatives Linked To Objective	Owner(s)
Recreation Center	Roger Moellendorf Larry Werner
Carson City Library	Larry Werner

## GrandParent Objectives

## Parent Objectives

Social participation opportunities exist for all citizens.

**Objective Name****Owner(s)**

(CCO12) Community events attract residents.

Larry Werner

While many community events are designed to bring tourists to Carson City, they can also serve as venues to bring citizens together and promote activity and engagement.

**Initiatives Linked To Objective****Owner(s)**

3rd Street and Curry Street summer event series.

Joe McCarthy  
Larry Werner

**GrandParent Objectives****Parent Objectives**

Social participation opportunities exist for all citizens.

**Objective Name****Owner(s)**

(CCO13) Participation in programs represent the diversity of the City.

Larry Werner

In order to fully experience and active and engaged community, the various demographics in our community should participate in programs and services offered.

**Initiatives Linked To Objective****Owner(s)****GrandParent Objectives****Parent Objectives**

There is diversity in programs, facilities and services offered to the public.

**Objective Name****Owner(s)**

(CCO14) Carson City is served by strong community based organizations.

Larry Werner

Programs and services offered to our residents are often offered by community based organizations. The facilities used for these programs and services belong to these community based organizations. Support of these organizations is important in order to witness an active and engaged community.

**Initiatives Linked To Objective****Owner(s)****GrandParent Objectives****Parent Objectives**

There is diversity in programs, facilities and services offered to the public.

**Measure****Owner(s)**

Community Support Grants

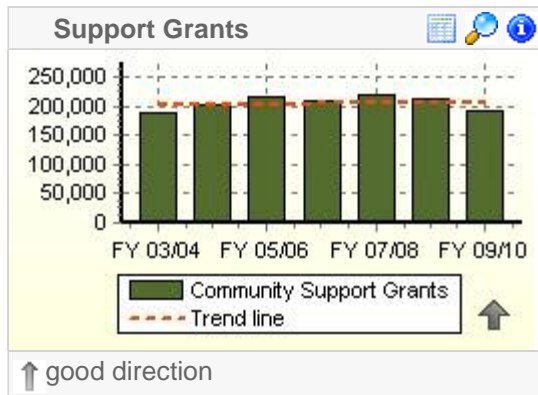
Larry Werner

**Performance**

Ind	Actual	Target	Variance	Date
	\$193,800	n/a	n/a	FY 09/10

**Initiatives Linked To Measure****Owner(s)****Child Measures Linked To Measure**

Ind	Name	Actual	Target	Date
	AARP Tax-Aide Foundation	3,800	n/a	FY 09/10
	Advocates to End Domestic Violence	9,000	n/a	FY 09/10
	BAC-TV - Public Access Television	140,000	n/a	FY 09/10
	Boys & Girls Club	0	n/a	FY 09/10
	Brewery Arts Center	10,000	n/a	FY 09/10
	Carson City Symphony	3,000	n/a	FY 09/10
	CASA of Carson City	20,000	n/a	FY 09/10
	Chorus of the Comstock	2,000	n/a	FY 09/10
	Home Health Services Of Nevada	6,000	n/a	FY 09/10
	Nevada Hispanic Services, Inc.	0	n/a	FY 09/10



# A Clean and Healthy Environment Perspective

## Objective Name

Owner(s)

(CCO15) Solid waste disposal is reduced through recycling.

Andrew Burnham

Recycling effective reduces the amount of refuse that is disposed of in the landfill each year.

## Initiatives Linked To Objective

Owner(s)

## GrandParent Objectives

## Parent Objectives

Disposal of waste is accomplished in ways that protect the environment

## Measure

Owner(s)

Annual number of tons of municipal solid waste recycled (PW)

Ken Arnold

This report is filed with the Division of Environmental Protection annually and includes data regarding the tons of material recycled each year. The target is to see increases in recycling each year.

## Performance

Ind	Actual	Target	Variance	Date
	23,743.25 Tons	n/a	n/a	2008

## Initiatives Linked To Measure

Owner(s)

## Child Measures Linked To Measure

Ind	Name	Actual	Target	Date
	Paper recycling (PW)	9,254.17 Tons	n/a	2008
	Metals recycling (PW)	9,113.02 Tons	n/a	2008
	Plastic recycling (PW)	119.21 Tons	n/a	2008
	Glass recycling (PW)	535.00 Tons	n/a	2008
	Organic material recycling (PW)	2,906.01 Tons	n/a	2008
	Special waste recycling (PW)	1,701.35 Tons	n/a	2008
	Other waste recycling (PW)	114.49 Tons	n/a	2008



**Measure**

**Owner(s)**

Total municipal solid waste (MSW) generated. (PW)

Andrew Burnham

This measure indicates the total number of tons of municipal solid waste generated in Carson City.

**Performance**

Ind	Actual	Target	Variance	Date
	90,502.76 Tons	n/a	n/a	2008

**Initiatives Linked To Measure**

**Owner(s)**

**Child Measures Linked To Measure**

Ind	Name	Actual	Target	Date
-----	------	--------	--------	------



**Measure**

**Owner(s)**

Percent of solid waste recycled. (PW)

Andrew Burnham

This measures indicates the percentage of municipal solid waste generated in Carson City that is recycled.

**Performance**

Ind	Actual	Target	Variance	Date
▲	26.23 %	25.00 %	1.23 %	2008

**Initiatives Linked To Measure**

**Owner(s)**

**Child Measures Linked To Measure**

Ind	Name	Actual	Target	Date
	Annual number of tons of municipal solid waste recycled (PW)	23,743.25 Tons	n/a	2008
	Total municipal solid waste (MSW) generated. (PW)	90,502.76 Tons	n/a	2008





**Objective Name****Owner(s)**

(CCO16) Wastewater is effectively treated and disposed of in a manner that does not harm the environment.

Andrew Burnham Larry Werner

Carson City treats wastewater generated within the City. Standard have been developed at the federal level for treated water, which the City targets. Safe disposal of treated water is also important in insuring a clean and health environment.

**Initiatives Linked To Objective****Owner(s)****GrandParent Objectives****Parent Objectives**

Disposal of waste is accomplished in ways that protect the environment

**Measure****Owner(s)**

Wastewater Quality - Effluent BOD Average (PW)

Ken Arnold Andrew Burnham

This measure indicates the average Biochemical Oxygen Demand (BOD) in effluent leaving the Water Reclamation Facility.

**Performance****Initiatives Linked To Measure****Owner(s)**

Ind	Actual	Target	Variance	Date
▲	17.0 Mg/L	25.0 Mg/L	8.0 Mg/L	Dec 2008

**Child Measures Linked To Measure**

Ind	Name	Actual	Target	Date
-----	------	--------	--------	------



**Measure**

**Owner(s)**

Wastewater Quality - Effluent TSS Average (PW)

Ken Arnold Andrew Burnham

This measure indicates the average Total Suspended Solids in effluent leaving the Water Reclamation Facility. Higher quality effluent is gauged by a lower TSS.

**Performance**

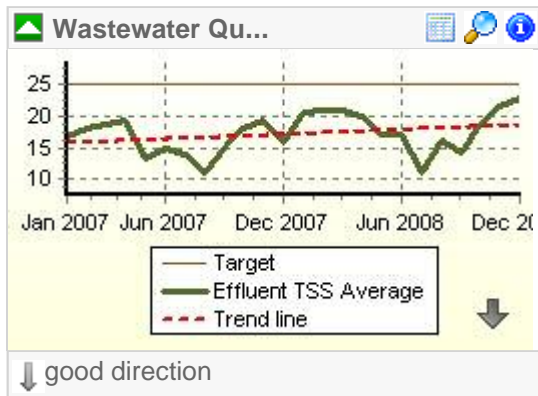
Ind	Actual	Target	Variance	Date
▲	22.9 Mg/L	25.0 Mg/L	2.1 Mg/L	Dec 2008

**Initiatives Linked To Measure**

**Owner(s)**

**Child Measures Linked To Measure**

Ind	Name	Actual	Target	Date
-----	------	--------	--------	------



**Measure**

**Owner(s)**

Wastewater Reclamation Facility Outflow per Capita (PW)

Ken Arnold Andrew Burnham

This measure calculates the amount of daily average outflow at the WRF per capita by dividing the daily average outflow with population estimates provided by the Nevada State Demographer. It represents the gallons outflow per person.

**Performance**

Ind	Actual	Target	Variance	Date
	79 Gallons	n/a	n/a	Dec 2008

**Initiatives Linked To Measure**

**Owner(s)**

**Child Measures Linked To Measure**

Ind	Name	Actual	Target	Date
	Average Wastewater Reclamation Plant outflow (effluent) (PW)	4.54 MGD	n/a	Dec 2008
	Population	57,600	n/a	May 2009



**Objective Name****Owner(s)**

(CCO17) Reduce non-renewable energy use in City facilities.

Larry Werner

In order to reduce our dependence on fossil fuels, it's important that we reduce our use of energy generated from fossil fuels. A reduction in the use of fossil fuels will work to improve the quality of our natural environment.

**Initiatives Linked To Objective****Owner(s)**

Solar energy retrofit program

Andrew Burnham

**GrandParent Objectives****Parent Objectives**

Reduce fossil fuel dependence.

**Objective Name****Owner(s)**

(CCO20) Reduce use of fossil fuels in City equipment

Andrew Burnham Larry Werner

Reduce use of fossil fuels in City equipment.

**Initiatives Linked To Objective****Owner(s)****GrandParent Objectives****Parent Objectives**

Reduce fossil fuel dependence.

**Measure****Owner(s)**

Gallons of fuel used (PW)

Andrew Burnham

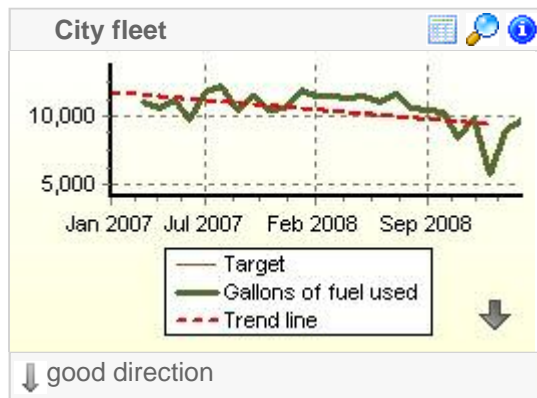
This measure indicates the total number of gallons of fuel used in City equipment each month. It is further broken down by Department. The goal is to reduce fuel usage.

**Performance****Initiatives Linked To Measure****Owner(s)**

Ind	Actual	Target	Variance	Date
	9,671 Gallons	n/a	n/a	Mar 2009

**Child Measures Linked To Measure**

Ind	Name	Actual	Target	Date
-----	------	--------	--------	------



**Objective Name****Owner(s)**

(CCO18) Emerging entrepreneurs involved in "clean and green" industries are supported.

Larry Werner

Support of "clean and green" industries should be provided in order to increase the number of these types of industries in our community.

**Initiatives Linked To Objective****Owner(s)****GrandParent Objectives****Parent Objectives**

"Green and Clean" industries are encouraged to locate in Carson City.

**Objective Name****Owner(s)**

(CCO19) Current "green and clean" industries are identified and supported.

Larry Werner

In order to insure a clean and healthy environment, it's important that Carson City embrace those industries that operate in such a manner as to keep our environment clean, and in a manner that conserves natural resources.

**Initiatives Linked To Objective****Owner(s)****GrandParent Objectives****Parent Objectives**

"Green and Clean" industries are encouraged to locate in Carson City.

# A Vibrant, Diverse and Sustainable Economy Perspective

## Objective Name

Owner(s)

(CCO21) Business assistance is provided to targeted sectors of the economy.

Larry Werner

Carson City provides technical and other assistance to businesses in Carson City through it's Office of Business Development. This assistance should be targeted to those sectors of the economy that will provide the economic diversity needed for a financial sustainable future.

## Initiatives Linked To Objective

Owner(s)

Business Information and Assistance Program

Joe McCarthy

## GrandParent Objectives

## Parent Objectives

Carson City enjoys an economy made up of diverse business sectors.

## Measure

Owner(s)

Employment in Carson City

Larry Werner

This information comes from the Department of Commerce, Bureau of Economic Analysis for the Carson City Metropolitan Statistical Area and represents employment in the various sectors of the economy.

## Performance

Ind	Actual	Target	Variance	Date
	39,639	n/a	n/a	2007

## Initiatives Linked To Measure

Owner(s)

## Child Measures Linked To Measure

Ind	Name	Actual	Target	Date
	Private (non-government) employment.	28,902	n/a	2007
	Government and government enterprise employment	10,737	n/a	2007



**Measure**

**Owner(s)**

Personal earnings per job by industry

Linda Ritter

This measure divides the reported personal income by industry by the number of jobs reported in that industry. The data comes from the Department of Commerce, Bureau of Economic Analysis.

**Performance**

Ind	Actual	Target	Variance	Date
	\$39.51	n/a	n/a	2007

**Initiatives Linked To Measure**

**Owner(s)**

**Child Measures Linked To Measure**

Ind	Name	Actual	Target	Date
	Manufacturing personal earnings per job.	\$58.99	n/a	2007
	Retail trade personal earnings per job.	\$31.90	n/a	2007
	Accommodation and food service personal earnings per job	\$19.39	n/a	2007
	Health care and social assistance personal earnings per job	\$58.02	n/a	2007
	Government and government enterprise personal earnings per job	\$64.54	n/a	2007
	Finance and insurance personal earnings per job	\$46.35	n/a	2007
	Real estate and rental and leasing personal earnings per job	\$11.37	n/a	2007
	Professional, scientific and technical services personal earnings per job	\$54.15	n/a	2007
	Arts, entertainment and recreation personal earnings per job.	\$24.58	n/a	2007
	Administrative and waste services personal earnings per job.	\$25.83	n/a	2007





**Objective Name****Owner(s)**

(CCO22) Business assistance is provided to new and existing companies seen to be involved in emerging industries.

Larry Werner

Carson City provides technical and other support to businesses through it's Office of Business Development. This support should be aggressively offered to those businesses engaged in emerging industries, ie, industries with great growth potential in the future.

**Initiatives Linked To Objective****Owner(s)**

Business Information and Assistance Program

Joe McCarthy

**GrandParent Objectives****Parent Objectives**

Carson City is home to entrepreneurs involved in emerging industries

**Objective Name****Owner(s)**

(CCO46) Local businesses are supported

Larry Werner

**Initiatives Linked To Objective****Owner(s)**

Business Information and Assistance Program

Joe McCarthy

Creation of a Downtown Business Improvements District (BID)

Joe McCarthy

Re-write of the Downtown Redevelopment Plan

Joe McCarthy

3rd Street and Curry Street summer event series.

Joe McCarthy  
Larry Werner

**GrandParent Objectives****Parent Objectives**

Carson City enjoys an economy made up of diverse business sectors.

---

# A Community Rich in History, Culture and the Arts Perspective

---

Objective Name	Owner(s)
(CC14) Historic resources are preserved.  Carson City is rich in historic resources. Those resources should be protected for current as well as future generations.	Larry Werner

**Initiatives Linked To Objective**      **Owner(s)**

**GrandParent Objectives**

**Parent Objectives**

**Objective Name****Owner(s)**

(CCO24) Private cultural assets are preserved and expanded.

Larry Werner

The private sector also provide cultural assets in the form of galleries and other spaces. These spaces should be supported in order to enhance culture and arts in Carson City.

**Initiatives Linked To Objective****Owner(s)**

Creation of a five-year strategic plan for the Carson City Cultural Commission

Joe McCarthy

**GrandParent Objectives****Parent Objectives**

Cultural assets are preserved and expanded.

**Objective Name****Owner(s)**

(CCO25) Public cultural assets are preserved and expanded.

Larry Werner

Cultural assets in the community are important in providing a community rich in culture and the arts. Public assets includes a variety of facilities that can be used for more than just cultural events and activities.

**Initiatives Linked To Objective****Owner(s)**

Bob Boldrick Theater Renovation Project

Andrew Burnham  
Roger Moellendorf

Creation of a five-year strategic plan for the Carson City Cultural Commission

Joe McCarthy

**GrandParent Objectives****Parent Objectives**

Cultural assets are preserved and expanded.

---

# A Community Dedicated to Excellence in Education Perspective

---

Objective Name	Owner(s)
(CCO44) Programs to support literacy are offered to the public.  Literacy is important to the overall well being of a community. Programs to support literacy shall be offered to the public where practical.	Larry Werner

Initiatives Linked To Objective	Owner(s)
---------------------------------	----------

GrandParent Objectives
------------------------

Parent Objectives
-------------------

Literacy is promoted and supported throughout the community.

**Objective Name****Owner(s)**

(CCO45) Assistance and support of the K-12 educational entities and the Western Nevada College is provided where possible.

Larry Werner

Our dedication to education in the community can be demonstrated through support of the Carson City School District, private K12 schools and the Western Nevada College. One example of support may be in the form of cooperative arrangements that can help stretch education dollars.

**Initiatives Linked To Objective****Owner(s)****GrandParent Objectives****Parent Objectives**

Carson City is known for it's excellent pre-school, K-12 and college level educational opportunities.

**Measure****Owner(s)**

Carson City Educational Attainment - % of persons over 25 with high school diploma.

Joe McCarthy

The measures indicates the percentage of Carson City residents over the age of 25 with at least a high school diploma college level course work. The source of this data comes from Applied Geographic Solutions.

**Performance**

Ind	Actual	Target	Variance	Date
	83 %	n/a	n/a	2007

**Initiatives Linked To Measure****Owner(s)****Child Measures Linked To Measure**

Ind	Name	Actual	Target	Date
	Carson City Educational Attainment - Carson City residents over the age of 25	39,174	n/a	2007
	Carson City Educational Attainment - high school diploma	11,101	n/a	2007
	Carson City Educational Attainment - some college - no degree	11,306	n/a	2007
	Carson City Educational Attainment - Associates degree	2,652	n/a	2007
	Carson City Educational Attainment - Bachelor's degree	4,786	n/a	2007
	Carson City Educational Attainment - graduate / professional degree	2,594	n/a	2007



**Measure****Owner(s)**

Carson City Educational Attainment - % of persons over 25 with college level degree.

Joe McCarthy

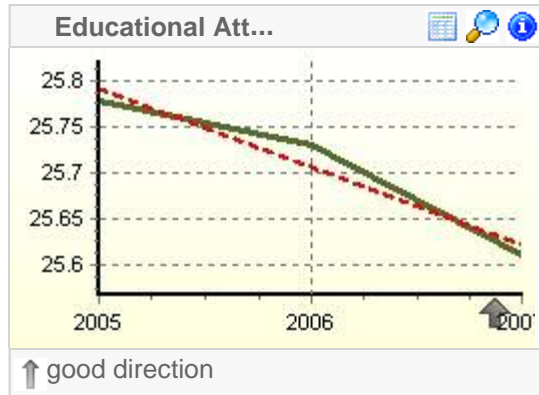
This measure indicates the percentage of Carson City residents with some level of college degree - associates, bachelor or graduate / professional.

**Performance****Initiatives Linked To Measure****Owner(s)**

Ind	Actual	Target	Variance	Date
	26 %	n/a	n/a	2007

**Child Measures Linked To Measure**

Ind	Name	Actual	Target	Date
	Carson City Educational Attainment - Bachelor's degree	4,786	n/a	2007
	Carson City Educational Attainment - Carson City residents over the age of 25	39,174	n/a	2007
	Carson City Educational Attainment - graduate / professional degree	2,594	n/a	2007
	Carson City Educational Attainment - some college - no degree	11,306	n/a	2007
	Carson City Educational Attainment - Associates degree	2,652	n/a	2007





# A Physically Connected Community Perspective

## Objective Name

Owner(s)

(CC031) Adequate roadways accommodate vehicular travel.

Larry Werner

For a community to be "connected", adequate and efficient roadways must be available to vehicular traffic.

## Initiatives Linked To Objective

Owner(s)

Curry Street - Rhodes Street to Koontz Lane	Andrew Burnham
Roop Street Widening - Washington Street to Beverly Drive	Andrew Burnham
Stewart Street North Moody Extension	Andrew Burnham
Lompa Lane Reconstruction - Carmine Street to College Parkway	Andrew Burnham
Silver Oak and North Carson Street Intersection	Andrew Burnham
Butti Way - Airport Road to Fifth Street	Andrew Burnham
Rhodes Street at Curry Street	Andrew Burnham
Fairview Drive at Edmonds	Andrew Burnham
Boeing Way - Goni Road to Convair	Andrew Burnham
Convair Drive - Conestoga to Arrowhead	Andrew Burnham

## GrandParent Objectives

### Parent Objectives

Carson City enjoys a transportation system that moves people safely, efficiently and effectively.

## Measure


Owner(s)

Level of service ratings for surface transportation (PW)

Andrew Burnham Larry Werner

Certain streets and facilities are rated each year with an A - F score as it relates to its ability to move traffic. This "parent" measure indicates the % of streets and facilities that received an A - D rating. The target is to have 67% of streets within this range, with a warning indicator for 50% - 67%. A red indicator is shown if A - D ratings fall below 50%.

## Performance

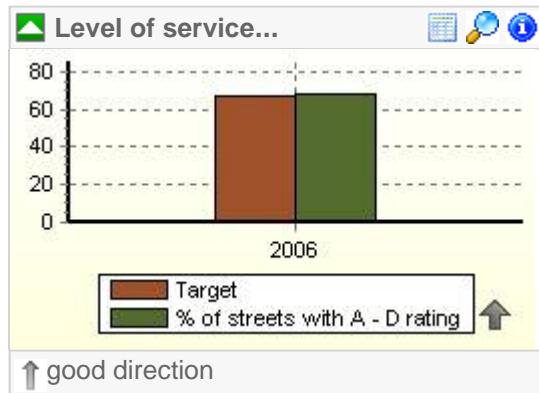
Ind	Actual	Target	Variance	Date
	68.2 %	67.0 %	1.2 %	2006

## Initiatives Linked To Measure

Owner(s)

### Child Measures Linked To Measure

Ind	Name	Actual	Target	Date
	Level of Service Ratings - % with "A" Rating (PW)	46.4 %	n/a	2006
	Level of Service Ratings - % with "B" Rating (PW)	5.5 %	n/a	2006
	Level of Service Ratings - % with "C" Rating (PW)	2.0 %	n/a	2006
	Level of Service Ratings - % with "D" Ratings (PW)	14.3 %	n/a	2006
	Level of Service Ratings - % with "E" Rating (PW)	17.5 %	n/a	2006
	Level of Service Ratings - % with "F" Rating (PW)	14.3 %	n/a	2006



**Objective Name****Owner(s)**

(CCO32) Public transportation is convenient and accessible.

Larry Werner

Having a good public transportation system can provide the connections needed by segments of the community to jobs, social engagement and recreation.

**Initiatives Linked To Objective****Owner(s)****GrandParent Objectives****Parent Objectives**

Carson City enjoys a transportation system that moves people safely, efficiently and effectively.

**Measure****Owner(s)**

JAC Ridership

Patrick Pittenger

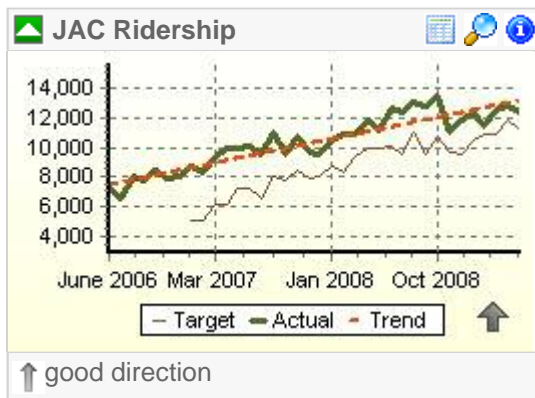
Monthly number of riders on the JAC system.

**Performance****Initiatives Linked To Measure****Owner(s)**

Ind	Actual	Target	Variance	Date
▲	12,346 Riders	11,114 Riders	1,232 Riders	May 2009

**Child Measures Linked To Measure**

Ind	Name	Actual	Target	Date
-----	------	--------	--------	------



**Objective Name****Owner(s)**

(CCO33) Pathways and other non-vehicular routes connect neighborhoods, business districts and public facilities.

Andrew Burnham Roger Moellendorf  
Larry Werner

This objective speaks to the need to insure that there are adequate physical routes for non-vehicular travel in order to connect all residents in the community - regardless of their mode of transportation.

**Initiatives Linked To Objective****Owner(s)**

Old Clear Creek Road - Along Fuji Park  
Frontage

Andrew Burnham

**GrandParent Objectives****Parent Objectives**

Carson City enjoys a transportation system that moves people safely, efficiently and effectively.

**Objective Name****Owner(s)**

(CCO34) Transportation planning efforts are coordinated with neighboring counties.

Andrew Burnham Larry Werner

In order to enhance connectivity with neighboring jurisdictions, transportation planning must not stop at the County line. Coordination of efforts with neighboring counties insures connections between communities.

**Initiatives Linked To Objective****Owner(s)****GrandParent Objectives****Parent Objectives**

Physical connections with other jurisdictions in the region are maintained and enhanced.

---

# A Community Where Information is Available to All Perspective

---

## Objective Name

## Owner(s)

(CC035) Carson City's website is used to provide community information

Larry Werner

The Carson City website is used to provide department and meeting information. This site can be used to provide wider community information through dedicated web pages and links.

## Initiatives Linked To Objective

## Owner(s)

## GrandParent Objectives

## Parent Objectives

Information regarding Carson City is available via various sources.

**Objective Name****Owner(s)**

(CCO36) Various City facilities house information regarding Carson City.

Larry Werner

When the public seeks information regarding Carson City, they should be able to easily obtain it from any City facility that is open to the public.

**Initiatives Linked To Objective****Owner(s)****GrandParent Objectives****Parent Objectives**

Information regarding Carson City is available via various sources.

**Objective Name****Owner(s)**

(CCO37) News media is used to provide community information to the public.

Larry Werner

The local and regional news media are invaluable when getting important information to the public. Positive relationships with the news media must be maintained to insure adequate coverage of City issues. Carson City must be proactive in providing community information to the media through press releases, reports and discussions with reporters.

**Initiatives Linked To Objective****Owner(s)****GrandParent Objectives****Parent Objectives**

Information regarding Carson City is available via various sources.

**Objective Name****Owner(s)**

(CCO38) Access to free wireless networks are encouraged throughout Carson City.

Larry Werner

Wireless networks that can be accessed by the general public can provide quick, easy and portable access to the internet throughout the City. Development of these types of networks should be encouraged.

**Initiatives Linked To Objective****Owner(s)****GrandParent Objectives****Parent Objectives**

Internet communication is widely available.



---

# Open and Accessible Government Perspective

---

## Objective Name

## Owner(s)

(CC039) The "people's business" is done in open session with ample opportunity for input.

Larry Werner

Conducting business as a City happens not only at published Board meetings, but before the meetings occur through distribution of information and requests for input. Meetings shall be open to all, in person and via other media, and comments by citizens shall be encouraged.

## Initiatives Linked To Objective

## Owner(s)

Community Center Sierra Room  
Remodel

Andrew Burnham  
Roger Moellendorf

## GrandParent Objectives

## Parent Objectives

**Objective Name****Owner(s)**

(CCO40) Information related to city activities and performance is made available to the public.

Larry Werner

The public shall have access to the City's business plan. This plan shall include major objectives and the operational objectives and initiatives being carried out to reach those objectives.

**Initiatives Linked To Objective****Owner(s)****GrandParent Objectives****Parent Objectives**

# Effective Resource Management Perspective

Objective Name	Owner(s)
----------------	----------

(CC041) Revenues and expenditures will be managed to insure future financial viability.

Larry Werner

Budgets must be looked at not only for the current year, but for future years. Management must anticipate shifts in revenues and drivers of expenditures in order to develop long term strategies for financial viability.

Initiatives Linked To Objective	Owner(s)	GrandParent Objectives
---------------------------------	----------	------------------------

Parent Objectives
-------------------

Measure	Owner(s)
---------	----------

General Fund Revenues

Linda Ritter

This measure includes all general fund revenues. The target for each is the budgeted and projected future revenue collections.

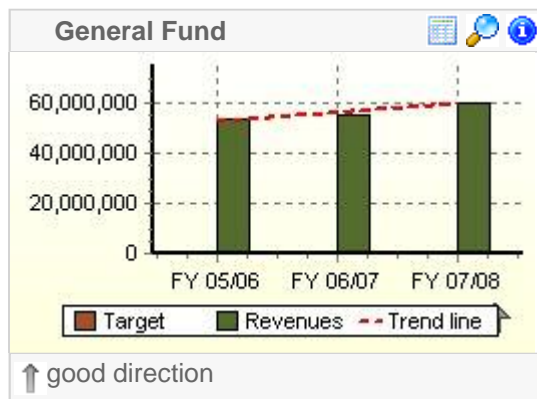
Performance
-------------

Ind	Actual	Target	Variance	Date
	\$60,414,793	n/a	n/a	FY 07/08

Initiatives Linked To Measure	Owner(s)
-------------------------------	----------

Child Measures Linked To Measure
----------------------------------

Ind	Name	Actual	Target	Date
	Property tax - General Fund	\$13,359,942	n/a	FY 07/08
	Other tax - General Fund	\$23,598,238	n/a	FY 07/08
	Licenses and permit revenues - General Fund	\$1,856,716	n/a	FY 07/08
	Franchise fees - General fund	\$5,232,780	n/a	FY 07/08
	Grant revenue - General Fund	\$342,796	n/a	FY 07/08
	Charges for services - General Fund	\$12,985,826	n/a	FY 07/08
	Fines and forfeitures - General Fund	\$938,827	n/a	FY 07/08
	Miscellaneous revenue - General Fund	\$2,099,668	n/a	FY 07/08



**Measure**

**Owner(s)**

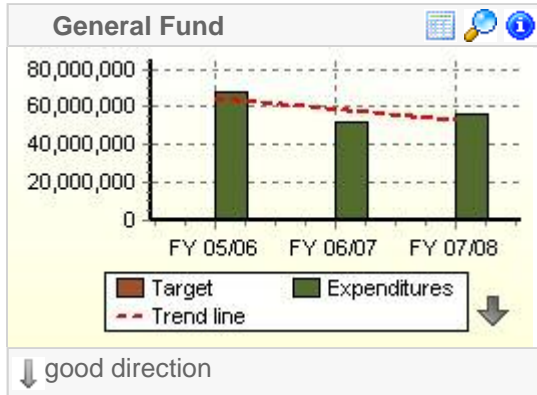
General Fund Expenditures

Linda Ritter

This measure includes all general fund expenditures. The target is the budgeted / projected expenditures.

**Performance**

Ind	Actual	Target	Variance	Date
	\$56,248,404	n/a	n/a	FY 07/08



**Initiatives Linked To Measure**

**Owner(s)**

**Child Measures Linked To Measure**

Ind	Name	Actual	Target	Date
	General Government expenditures - General Fund	\$13,564,818	n/a	FY 07/08
	Judicial expenditures - General Fund	\$4,359,077	n/a	FY 07/08
	Public Safety expenditures - General Fund	\$24,399,880	n/a	FY 07/08
	Public Works expenditures - General Fund	\$2,721,453	n/a	FY 07/08
	Health expenditures - General Fund	\$4,825,451	n/a	FY 07/08
	Welfare expenditures - General Fund	\$357,864	n/a	FY 07/08
	Culture and Recreation expenditures - General Fund	\$6,019,861	n/a	FY 07/08

**Measure**

**Owner(s)**

Sales tax collections

Linda Ritter

This measure indicates the amount of sales taxes collected and distributed to Carson City each month. It includes the Basic City - County Relief Tax (BCCRT) and the Supplemental City- County Relief Tax (SCCRT) amounts. The SCCRT amount includes out-of-state sales tax collections as well.

**Performance**

Ind	Actual	Target	Variance	Date
	\$1,490,346	n/a	n/a	Mar 2009



**Initiatives Linked To Measure**

**Owner(s)**

**Child Measures Linked To Measure**

Ind	Name	Actual	Target	Date
	Basic City - County Sales Tax Collections	\$346,683	n/a	Mar 2009
	Supplemental City-County Relief Tax (SCCRT)	\$1,143,663	n/a	Mar 2009

---

**Initiatives Linked To Scorecard**

---

Name	Project	Status	%	\$		Owner(s)
------	---------	--------	---	----	---	----------

---



# Carson City Operations Scorecard

## Business Plan Report

Run Date: 7/8/2009

[Hide Comments](#)

### A Safe and Secure Community Perspective

Objective Name	Owner(s)
----------------	----------

(CCO1) Residents and visitors are safe in the built environment.	Andrew Burnham Stacey Giomi Larry Werner
--	--

Initiatives Linked To Objective	Owner(s)	GrandParent Objectives
---------------------------------	----------	------------------------

Waterfall Fire Watershed Improvement Project - Phase 2	Andrew Burnham Roger Moellendorf
--	-------------------------------------

Parent Objectives
-------------------

Residents and visitors are safe from personal harm.

Measure	Owner(s)
---------	----------

Injuries sustained in fire and other emergencies involving structures. (FA)	Stacey Giomi Larry Werner
---	---------------------------

This measure indicates the number of injuries sustained as a result of fire or other emergencies responded to by the Carson City Fire Department. Our target is to see zero injuries, however, a warning indicator will appear should one injury occur.

Performance
-------------

Ind	Actual	Target	Variance	Date
▲	0	0	0	Dec 2008

Initiatives Linked To Measure	Owner(s)
-------------------------------	----------

Child Measures Linked To Measure
----------------------------------

Ind	Name	Actual	Target	Date
	Fire inspections performed on structures	1,624	n/a	2008



**Measure****Owner(s)**

Dispatched calls - Fire (CCCC)

Stacey Giomi Karin Mracek

This measure indicates the number of incoming calls entered into the CAD system for Fire.

**Performance**

Ind	Actual	Target	Variance	Date
	79	n/a	n/a	May 2009

**Initiatives Linked To Measure****Owner(s)****Child Measures Linked To Measure**

Ind	Name	Actual	Target	Date
-----	------	--------	--------	------



Objective Name	Owner(s)
----------------	----------

(CCO2) Residents and visitors are safe when traveling throughout Carson City.	Andrew Burnham Kenny Furlong Larry Werner
---	---

This objectives relates to the personal safety of people in Carson City traveling by car, bicycle, on foot or any other mode of travel.

Initiatives Linked To Objective	Owner(s)
---------------------------------	----------

Salt / Cinder Building	Andrew Burnham
Curry Street - Rhodes Street to Koontz Lane	Andrew Burnham
Roop Street Widening - Washington Street to Beverly Drive	Andrew Burnham
Stewart Street North Moody Extension	Andrew Burnham
Lompa Lane Reconstruction - Carmine Street to College Parkway	Andrew Burnham
Silver Oak and North Carson Street Intersection	Andrew Burnham
Butti Way - Airport Road to Fifth Street	Andrew Burnham
Rhodes Street at Curry Street	Andrew Burnham
Fairview Drive at Edmonds	Andrew Burnham
Arrowhead Drive at Emerson Intersection	Andrew Burnham
Boeing Way - Goni Road to Convair	Andrew Burnham
Convair Drive - Conestoga to Arrowhead	Andrew Burnham
Old Clear Creek Road - Along Fuji Park Frontage	Andrew Burnham
Pedestrian safety public outreach initiative	Kenny Furlong

GrandParent Objectives
------------------------

Parent Objectives
-------------------


Residents and visitors are safe from personal harm.

Measure	Owner(s)
---------	----------

Traffic Accidents w/Injury (SO)	Andrew Burnham Kenny Furlong
---------------------------------	---------------------------------

This measure indicates the number of accidents on Carson City streets that resulted in injury. The target is to stay below a number of accidents equal to the average of the past two years for the same month.

Performance				
Ind	Actual	Target	Variance	Date

	15 Accidents	19 Accidents	4 Accidents	May 2009
---	--------------	--------------	-------------	----------



Initiatives Linked To Measure				Owner(s)
-------------------------------	--	--	--	----------

Child Measures Linked To Measure				
Ind	Name	Actual	Target	Date

	Traffic Accidents w/Injury - CCSO Only (SO)	8 Accidents	n/a	May 2009
	Traffic Accidents w/Injury - NHP Only (SO)	7 Accidents	n/a	May 2009





↓ good direction

Measure	Owner(s)
---------	----------

Traffic Accident Fatal (SO)

Andrew Burnham Kenny Furlong

This measure provides the number of fatalities that took place each month on Carson City streets. It includes state highways. The target is to have zero fatalities. A warning light will appear if 1 fatality occurs.

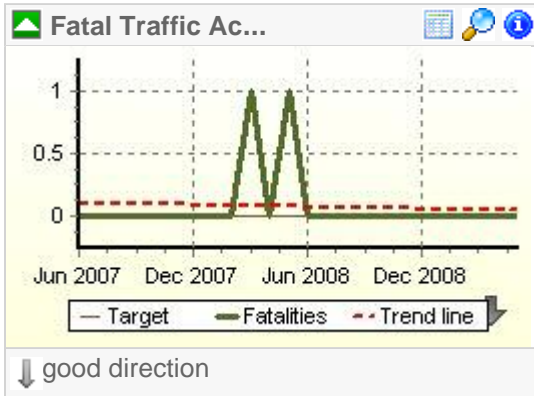
Performance				
-------------	--	--	--	--

Ind	Actual	Target	Variance	Date
▲	0	0	0	May 2009

Initiatives Linked To Measure	Owner(s)
-------------------------------	----------

Child Measures Linked To Measure				
----------------------------------	--	--	--	--

Ind	Name	Actual	Target	Date
	Traffic Accident Fatal CCSO only (SO)	0	n/a	May 2009
	Traffic Accident Fatal NHP only (SO)	0	n/a	May 2009



**Objective Name****Owner(s)**

(CCO3) Residents and visitors are safe from criminal activity.

Kenny Furlong Neil Rombardo Larry Werner

This objectives relates to criminal activity affecting the personal safety of residents and visitors.

**Initiatives Linked To Objective****Owner(s)****GrandParent Objectives****Parent Objectives**

Residents and visitors are safe from personal harm.

**Measure****Owner(s)**

UCR Part I Crime Rate

Steve Albertsen Jack Freer Ray Saylo

The Uniform Crime Report of Index Crimes, "Crime and Justice in Nevada", measures those Part I offenses used to determine state and local crime indexes, crime rates and clearance factors. UCR Part I reports the occurrences of murder, rape, robbery, assault, burglary, larceny, MV thefts and arsons in the community within the year and evaluates the crimes by a "rate" per 1,000 population. The target is to stay below the average rate of the boarding county region to include Washoe County, Lyon County and Douglas County. The data for this key measure is published annually in the spring for the previous year.

**Performance**

Ind	Actual	Target	Variance	Date
▼	26.1 per 1,000	24.8 per 1,000	(1.3) per 1,000	2008

**Initiatives Linked To Measure****Owner(s)****Child Measures Linked To Measure**

Ind	Name	Actual	Target	Date
-----	------	--------	--------	------



**Measure**

**Owner(s)**

Compstat Crime Report (SO)

Kenny Furlong Ray Saylo Steve Albertsen

In order gather a greater picture of the wellness within the community, Compstat Part I and II offenses are combined. The combined total incidents allows for a more complete view of community wellness by including often overlooked key information (e.g., vandalism, run-aways, disorderly conduct, etc.). This indicator targets overall reduced levels of crime (year to date) as compared to the previous year (year to date) of the combined Parts I and II Compstat criminal activities. The targetted goal is to reduce the reported offenses. Unlike UCR Rates, this measure does not take into consideration population shifts and is viewed as preliminary (raw) crime reporting data.

**Performance**

Ind	Actual	Target	Variance	Date
■	370	364	(6)	May 2009



**Initiatives Linked To Measure**

**Owner(s)**

**Child Measures Linked To Measure**

Ind	Name	Actual	Target	Date
▲	Compstat Part II Crime Report (SO)	206	211	May 2009
▼	Compstat Part I Crime Report (SO)	164	153	May 2009

**Objective Name****Owner(s)**

(CC04) Property is secure from criminal activity

Kenny Furlong Neil Rombardo Larry Werner

This objective relates to criminal activity and it's effect on property in Carson City.

**Initiatives Linked To Objective****Owner(s)****GrandParent Objectives****Parent Objectives**

Property in Carson City is secure.

**Measure****Owner(s)**

Vandalism

Vandalism is a Category II UCR Offense that tracks malicious damages to property. The data provided in this measure is derived from from the leading Compstat monthly reporting and targets reduction of incidents. While it is a singular offense category encompassing all types of property damage, the major influencing type of damage reported is graffiti. As an offense, the effects of graffiti impact far more than the owner (wall, fence, structure), it damages entire commercial and residential areas. Graffiti messages are interpreted by experts in gang activities for intelligence value, and the communication center coordinates removal with the Alternative Sentencing Department abatement programs.

**Performance**

Ind	Actual	Target	Variance	Date
▲	68	75	7	May 2009

**Initiatives Linked To Measure****Owner(s)****Child Measures Linked To Measure**

Ind	Name	Actual	Target	Date
-----	------	--------	--------	------



Measure	Owner(s)
---------	----------

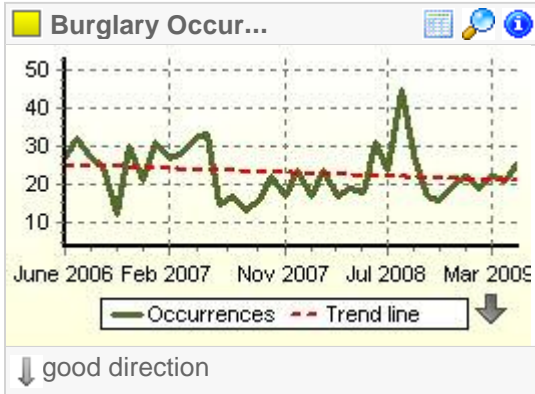
Burglary Offenses (SO)

Ray Saylo

Burglary is a Category I UCR Offense reported annually by "Crime and Justice in Nevada." The data reported here is a cumulation of all three types of Burglary (commercial, residential, and other) from leading Compstat reports. The data is used to reflect a flag of "Victimization" in the community. This measures targets reductions in incidents of Victimization.

Performance				
Ind	Actual	Target	Variance	Date

■	26	23	(3)	May 2009
---	----	----	-----	----------



Initiatives Linked To Measure	Owner(s)
-------------------------------	----------

Child Measures Linked To Measure				
Ind	Name	Actual	Target	Date

	Burglary Residential (SO)	13	n/a	May 2009
	Burglary Commerical (SO)	5	n/a	May 2009
	Burglary Other (SO)	8	n/a	May 2009

Objective Name	Owner(s)
----------------	----------

(CC05) Property is safe from damage.	Stacey Giomi Larry Werner
--------------------------------------	---------------------------

This objective relates to the City's ability to limit damage from fire and natural disasters.

Initiatives Linked To Objective	Owner(s)
---------------------------------	----------

GrandParent Objectives
------------------------

Parent Objectives
-------------------

Property in Carson City is secure.

Measure	Owner(s)
---------	----------

Fire suppression activity - number of buildings damaged	Stacey Giomi Larry Werner
---	---------------------------

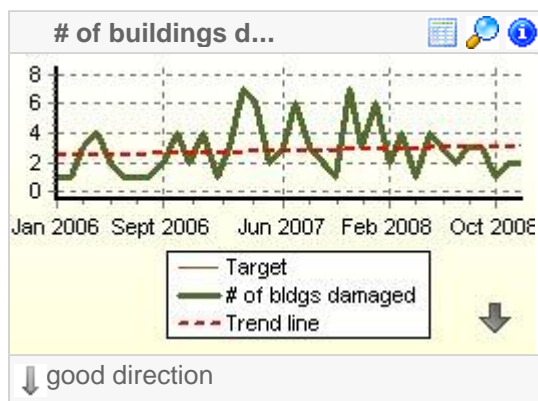
Performance
-------------

Ind	Actual	Target	Variance	Date
	2	n/a	n/a	Dec 2008

Initiatives Linked To Measure	Owner(s)
-------------------------------	----------

Child Measures Linked To Measure
----------------------------------

Ind	Name	Actual	Target	Date
-----	------	--------	--------	------



Measure	Owner(s)
---------	----------

Fire suppression activities - value of buildings damaged

Stacey Giomi Larry Werner

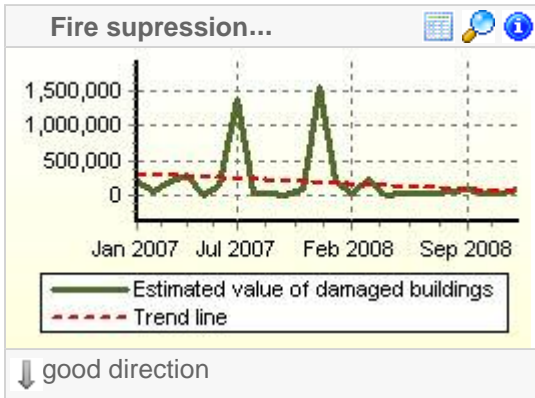
Performance
-------------

Ind	Actual	Target	Variance	Date
	\$91,100	n/a	n/a	Dec 2008

Initiatives Linked To Measure	Owner(s)
-------------------------------	----------

Child Measures Linked To Measure
----------------------------------

Ind	Name	Actual	Target	Date
-----	------	--------	--------	------





# A Healthy Community Perspective

Objective Name	Owner(s)
(CC06) Residents engage in healthy lifestyles.	Larry Werner

Author/Date	Comment
Ritter, Linda 06/15/2009	There has been an increase in the number of reported diseases over the past year. Influenza makes up the largest category. Some of this increase may be a result of additional reporting entities providing information to Carson City Health and Human Services.

Initiatives Linked To Objective	Owner(s)
Community Center Gymnasium - replace flooring	Andrew Burnham Roger Moellendorf
Recreation Center	Roger Moellendorf Larry Werner

## GrandParent Objectives

## Parent Objectives

Disease in the community is prevented

Measure	Owner(s)
Reportable Diseases	Larry Werner Marena Works

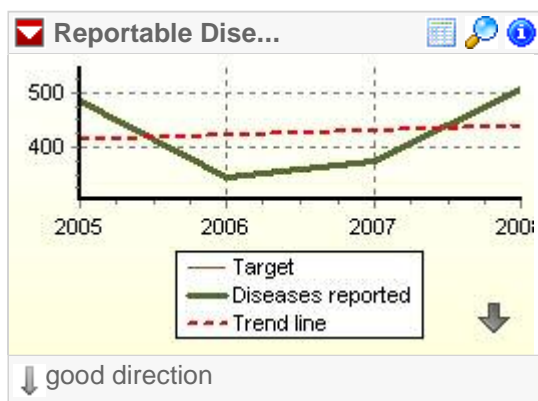
This measure combines all of the reportable diseases each year. The Goal of a Healthy Community requires that the number of reportable diseases decrease.

Performance				
Ind	Actual	Target	Variance	Date
☑	508	361	(148)	2008

Initiatives Linked To Measure	Owner(s)
-------------------------------	----------

## Child Measures Linked To Measure

Ind	Name	Actual	Target	Date
☑	Communicable (non-STD) diseases reported that are not preventable through proactive action.	200	187	2008
☑	Communicable diseases reported that could be prevented through proactive action.	308	174	2008



Measure	Owner(s)
---------	----------

Number of participants in City recreation programs.  
(PROS)

Roger Moellendorf

This measure tracks the total number of participants in City recreation programs.

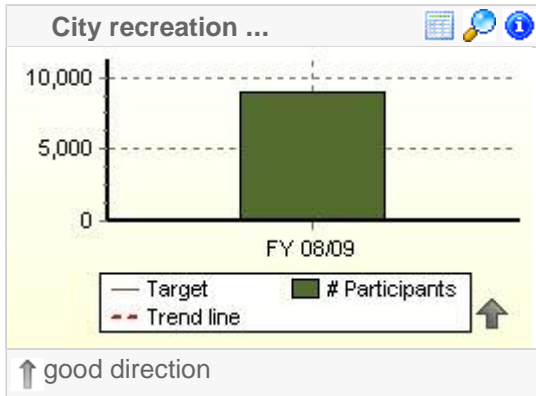
Performance				
-------------	--	--	--	--

Ind	Actual	Target	Variance	Date
	9,003	n/a	n/a	FY 08/09

Initiatives Linked To Measure	Owner(s)
-------------------------------	----------

Child Measures Linked To Measure				
----------------------------------	--	--	--	--

Ind	Name	Actual	Target	Date
▲	Youth Sports (PROS)	556	556	FY 08/09
▲	Adult Sports (PROS)	2,980	2,980	FY 08/09
	Contracted Programs (PROS)	5,467	n/a	FY 08/09
	Aquatics Facility (PROS)	185,850	n/a	FY 08/09
	Youth Enrichment (PROS)	n/a	n/a	



**Objective Name**

**Owner(s)**

(CC07) Public infrastructure contributes to the health of the community.

Andrew Burnham Larry Werner

Public infrastructure is designed, built and operated in order to limit possible health risks. This includes a water system that provides good water, a wastewater system that removes liquid wastes from the community, and a solid waste system that disposes of waste in a safe manner.

**Initiatives Linked To Objective**

**Owner(s)**

**GrandParent Objectives**

**Parent Objectives**

**Measure**

**Owner(s)**

Average water tank levels (PW)

Ken Arnold Andrew Burnham

This measure indicates the average water tank levels (Actual / Capacity) of all water tanks in Carson City combined.

**Performance**

Ind	Actual	Target	Variance	Date
■	62.97 %	70.00 %	(7.03) %	Apr 2009



**Initiatives Linked To Measure**

**Owner(s)**

**Child Measures Linked To Measure**

Ind	Name	Actual	Target	Date
	Water Production per capita	5,745	n/a	Apr 2009
☒	Ash Water Tank Level	53.20 %	70.00 %	Apr 2009
■	Voltaire water tank level. (PW)	61.08 %	70.00 %	Apr 2009
■	Tanstaaf water tank level (PW)	69.49 %	70.00 %	Apr 2009
☒	Quill water tank level (PW)	56.88 %	70.00 %	Apr 2009
■	Goni water tank level (PW)	65.94 %	70.00 %	Apr 2009
■	Prison Hill water tank level (PW)	62.60 %	70.00 %	Apr 2009
■	Timberline water tank level (PW)	60.50 %	70.00 %	Apr 2009
■	Lakeview water tank level (PW)	66.27 %	70.00 %	Apr 2009
	Combined water tank levels	206.54 Feet	n/a	Apr 2009

**Measure****Owner(s)**

Percentage of Water Quality Tests meeting federal requirements. (PW)

Ken Arnold Andrew Burnham

This measure indicates whether water quality test have met federal standards for Arsenic, Uranium and Total Coliform. The target is to achieve 100% compliance in all three indicators.

**Performance**

Ind	Actual	Target	Variance	Date
▲	100 %	100 %	0 %	Mar 2009

**Initiatives Linked To Measure****Owner(s)****Child Measures Linked To Measure**

Ind	Name	Actual	Target	Date
▲	Arsenic test results (PW)	0.0070	0.0070	Apr 2009
▲	Uranium test results (PW)	14.00 ug/L	20.00 ug/L	Mar 2009
▲	Total coliform test results (PW)	0	1	Apr 2009

**Objective Name****Owner(s)**

(CC08) Regulatory activities prevent disease.

Larry Werner

Carson City can take certain actions to prevent the spread of disease through pests, animals and unsafe food handling practices.

**Initiatives Linked To Objective****Owner(s)**

Animal Shelter

Andrew Burnham  
Pat Wiggins  
Marena Works

**GrandParent Objectives****Parent Objectives**

Disease in the community is prevented

**Measure****Owner(s)**

Food and water borne diseases reported.

Marena Works

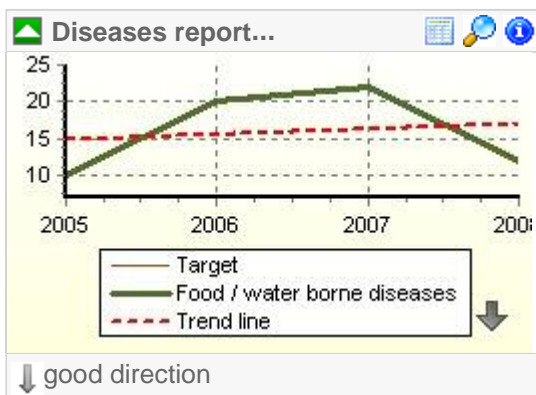
Food and water borne diseases occur due to poor food handling practices or from poor water supplies. They include Campylobacteriosis, Diphylobothrium latun, Enterohem E. Coli, Giardiasis, Listeriosis, Noroviruses, Salmonellosis, Shigellosis, Typhoid fever and Yersisniosis.

**Performance**

Ind	Actual	Target	Variance	Date
▲	12	21	9	2008

**Initiatives Linked To Measure****Owner(s)****Child Measures Linked To Measure**

Ind	Name	Actual	Target	Date
-----	------	--------	--------	------



**Measure** **Owner(s)**

Diseases reported that may have been spread by mosquito's

Marena Works

This measure includes those diseases spread through mosquitos. They include Encephalitis-west nile, Malaria and West Nile Fever.

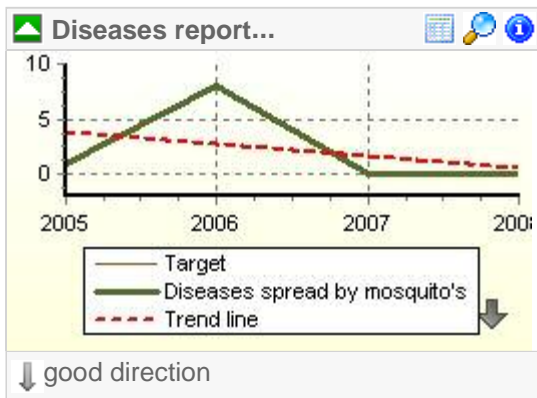
**Performance**

Ind	Actual	Target	Variance	Date
▲	0	0	0	2008

**Initiatives Linked To Measure** **Owner(s)**

**Child Measures Linked To Measure**

Ind	Name	Actual	Target	Date
-----	------	--------	--------	------



**Measure** **Owner(s)**

Reported cases of Rabies

Marena Works

This measure indicates the number of cases of Rabies reported during the calendar year.

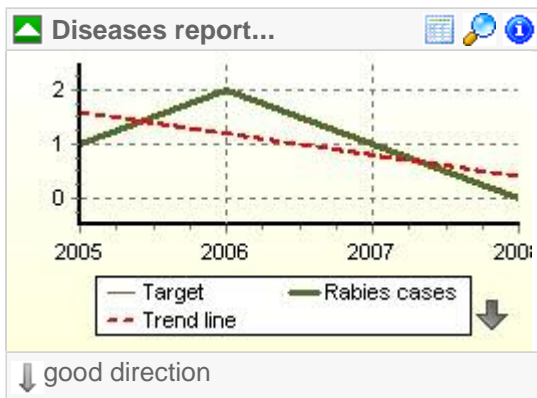
**Performance**

Ind	Actual	Target	Variance	Date
▲	0	1	1	2008

**Initiatives Linked To Measure** **Owner(s)**

**Child Measures Linked To Measure**

Ind	Name	Actual	Target	Date
-----	------	--------	--------	------



**Objective Name****Owner(s)**

(CC09) Private health services are available.

Larry Werner Marena Works

Private health service providers includes family practitioners, urgent care providers, emergency medical service providers and pharmacy services. "Available" not only refers to having the providers within the community but also refers to the hours in which services can be received.

**Initiatives Linked To Objective****Owner(s)****GrandParent Objectives****Parent Objectives**

Health services are available to all.

Disease outbreaks in the community are controlled.

**Measure****Owner(s)**

Family practitioner physicians practicing in Carson City.

Marena Works

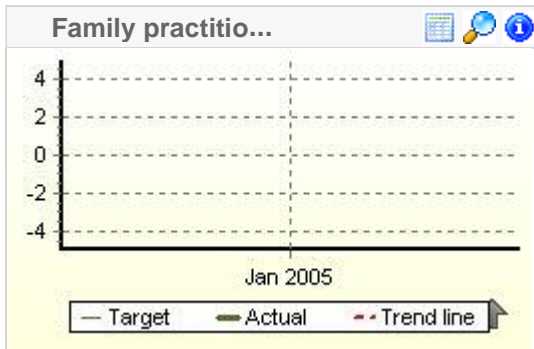
This measure indicates the total number of family practitioner physicians practicing in Carson City.

**Performance**

Ind	Actual	Target	Variance	Date
	n/a	n/a	n/a	

**Initiatives Linked To Measure****Owner(s)****Child Measures Linked To Measure**

Ind	Name	Actual	Target	Date
-----	------	--------	--------	------



**Measure** **Owner(s)**

Pharmacy service hours available.

Marena Works

This measure indicates the total number of hours pharmacy services are available in Carson City. It does not add the total individual hours of all pharmacies, it only provides the total hours per week at least 1 pharmacy is open. The target is to see pharmacy service available 14 hrs per day during the week and 12 hrs per day on weekends.

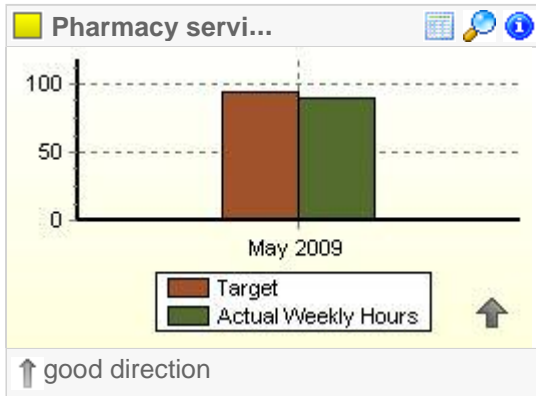
**Performance**

Ind	Actual	Target	Variance	Date
■	89	94	(5)	May 2009

**Initiatives Linked To Measure** **Owner(s)**

**Child Measures Linked To Measure**

Ind	Name	Actual	Target	Date
-----	------	--------	--------	------



**Measure** **Owner(s)**

Urgent care hours available.

Marena Works

This measure indicates the total number of hours per week urgent care services are available in Carson City.

**Performance**

Ind	Actual	Target	Variance	Date
	n/a	n/a	n/a	

**Initiatives Linked To Measure** **Owner(s)**

**Child Measures Linked To Measure**

Ind	Name	Actual	Target	Date
-----	------	--------	--------	------





**Measure****Owner(s)**

Emergency room hours available per week.

Marena Works

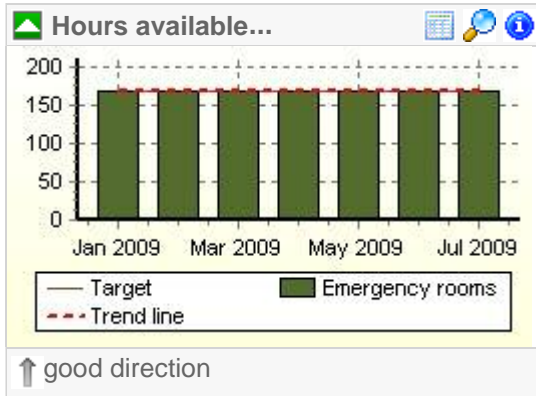
Having a fully functional emergency room operational in the community in order to insure emergency care for our residents. Ideally, this function will be available 24 hours / day and 7 day / week for a total of 168 hours per week.

**Performance**

Ind	Actual	Target	Variance	Date
▲	168	168	0	Jul 2009

**Initiatives Linked To Measure****Owner(s)****Child Measures Linked To Measure**

Ind	Name	Actual	Target	Date
-----	------	--------	--------	------



**Objective Name****Owner(s)**

(CCO10) Public health services are available.

Marena Works

**Initiatives Linked To Objective****Owner(s)****GrandParent Objectives****Parent Objectives**

Health services are available to all.

Disease outbreaks in the community are controlled.

**Measure****Owner(s)**

Community Health Nursing caseload / population ratio

Marena Works

**Performance**

Ind	Actual	Target	Variance	Date
	n/a	n/a	n/a	

**Initiatives Linked To Measure****Owner(s)****Child Measures Linked To Measure**

Ind	Name	Actual	Target	Date
	Community Health Nursing Caseload	n/a	n/a	
	Population	57,600	n/a	May 2009



Measure	Owner(s)
---------	----------

Average ambulance response time. (seconds) (FA)

Stacey Giomi

This measure indicates the average time taken from dispatch to on-scene for an ambulance.

Performance				
-------------	--	--	--	--

Ind	Actual	Target	Variance	Date
	410 Seconds	n/a	n/a	May 2009

Initiatives Linked To Measure		Owner(s)
-------------------------------	--	----------

Child Measures Linked To Measure				
----------------------------------	--	--	--	--

Ind	Name	Actual	Target	Date
-----	------	--------	--------	------



Measure	Owner(s)
---------	----------

Dispatched calls - Ambulance (CCCC)

Stacey Giomi Karin Mracek

This measure indicates the number of calls for ambulance service that were received in the Carson City Communications Center.

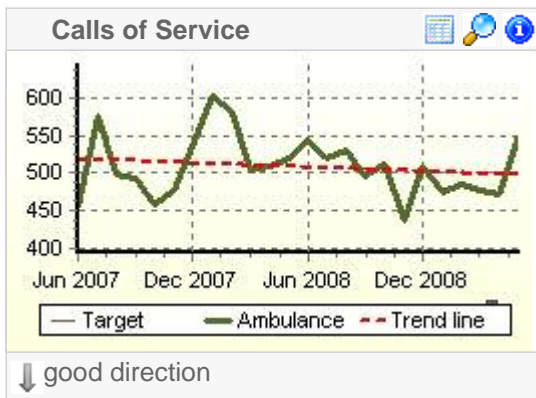
Performance				
-------------	--	--	--	--

Ind	Actual	Target	Variance	Date
	549	n/a	n/a	May 2009

Initiatives Linked To Measure		Owner(s)
-------------------------------	--	----------

Child Measures Linked To Measure				
----------------------------------	--	--	--	--

Ind	Name	Actual	Target	Date
-----	------	--------	--------	------



Objective Name	Owner(s)
----------------	----------

(CCO42) Programs that provide short term assistance to those in need are offered.	Larry Werner Marena Works
---	---------------------------

In some cases, families need temporary help in order to stay in their homes and adequately feed their family. This temporary help should be provided as necessary and appropriate.

Initiatives Linked To Objective	Owner(s)	GrandParent Objectives
---------------------------------	----------	------------------------

Parent Objectives
-------------------

Poverty is reduced.

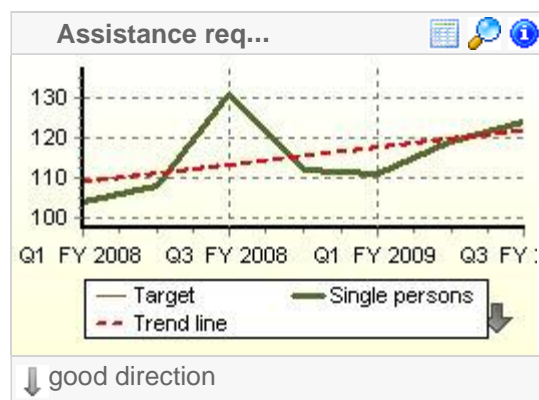
Measure	Owner(s)
---------	----------

Single persons seeking assistance (HHS)	Kathy Wolfe Marena Works
---	--------------------------

This measure indicates the number of singles person seeking rent, utility, transportation, food or other assistance from the Carson City Health and Human Services Department.

Performance
-------------

Ind	Actual	Target	Variance	Date
	124	n/a	n/a	Q3 FY 2009



Initiatives Linked To Measure	Owner(s)
-------------------------------	----------

Child Measures Linked To Measure
----------------------------------

Ind	Name	Actual	Target	Date
	Single persons seeking rent assistance. (HHS)	57	n/a	Q3 FY 2009
	Single persons seeking gas utility assistance. (HHS)	21	n/a	Q3 FY 2009
	Single persons seeking electric utility assistance. (HHS)	18	n/a	Q3 FY 2009
	Single persons seeking transportation assistance. (HHS)	5	n/a	Q3 FY 2009
	Single persons seeking food assistance. (HHS)	7	n/a	Q3 FY 2009
	Single persons seeking other assistance. (HHS)	16	n/a	Q3 FY 2009

**Measure**

**Owner(s)**

Families seeking assistance. (HHS)

Kathy Wolfe Marena Works

This measure indicates the number of families seeking assistance with rent, gas utility, electric utility, transportation, food or other assistance through the Carson City Health and Human Services Department.

**Performance**

Ind	Actual	Target	Variance	Date
	179	n/a	n/a	Q3 FY 2009

**Initiatives Linked To Measure**

**Owner(s)**

**Child Measures Linked To Measure**

Ind	Name	Actual	Target	Date
	Families seeking rent assistance. (HHS)	75	n/a	Q3 FY 2009
	Families seeking gas utility assistance. (HHS)	43	n/a	Q3 FY 2009
	Families seeking electric utility assistance. (HHS)	32	n/a	Q3 FY 2009
	Families seeking transportation assistance. (HHS)	0	n/a	Q3 FY 2009
	Families seeking food assistance. (HHS)	7	n/a	Q3 FY 2009
	Families seeking other assistance. (HHS)	22	n/a	Q3 FY 2009



**Objective Name****Owner(s)**

(CCO43) Programs that assist families to move permanently out of poverty are supported.

Larry Werner Marena Works

Families suffering from generational poverty should be provided the opportunity to learn how to get out of poverty and stay self sufficient. By breaking the cycle of poverty, the need for temporary assistance is reduced.

**Initiatives Linked To Objective****Owner(s)**

Circles Program

Kathy Wolfe  
Marena Works

**GrandParent Objectives****Parent Objectives**

Poverty is reduced.

**Measure****Owner(s)**

New clients - Human Services Division (HHS)

Kathy Wolfe Marena Works

This measure provides the number of new clients in the Human Services Division of the Health and Human Services Department.

**Performance**

Ind	Actual	Target	Variance	Date
	4	n/a	n/a	May 2009

**Initiatives Linked To Measure****Owner(s)****Child Measures Linked To Measure**

Ind	Name	Actual	Target	Date
-----	------	--------	--------	------



Measure	Owner(s)
---------	----------

Return clients - Human Services Division. (HHS)

Kathy Wolfe Marena Works

This measure indicates the number existing clients receiving follow up services provided by the Human Services Division of the Health and Human Services Department.

Performance				
-------------	--	--	--	--

Ind	Actual	Target	Variance	Date
	11	n/a	n/a	May 2009

Initiatives Linked To Measure	Owner(s)
-------------------------------	----------

Child Measures Linked To Measure				
----------------------------------	--	--	--	--

Ind	Name	Actual	Target	Date
-----	------	--------	--------	------



Measure	Owner(s)
---------	----------

New client / follow up client ratio. (HHS)

Kathy Wolfe Marena Works

This measure provides a ratio of new clients to return clients in the Human Services division. The higher the ratio, the more services are provided to new client versus returning clients.

Performance				
-------------	--	--	--	--

Ind	Actual	Target	Variance	Date
	0.4	n/a	n/a	May 2009

Initiatives Linked To Measure	Owner(s)
-------------------------------	----------

Child Measures Linked To Measure				
----------------------------------	--	--	--	--

Ind	Name	Actual	Target	Date
	New clients - Human Services Division (HHS)	4	n/a	May 2009
	Return clients - Human Services Division. (HHS)	11	n/a	May 2009



---

# An Active and Engaged Community Perspective

---

<b>Objective Name</b>	<b>Owner(s)</b>
(CCO11) Public spaces and facilities are available for public gathering.  Bringing the public together for activities requires that public spaces be made available.	Larry Werner

<b>Initiatives Linked To Objective</b>	<b>Owner(s)</b>
Recreation Center	Roger Moellendorf Larry Werner
Carson City Library	Larry Werner

## GrandParent Objectives

## Parent Objectives

Social participation opportunities exist for all citizens.



**Objective Name****Owner(s)**

(CCO12) Community events attract residents.

Larry Werner

While many community events are designed to bring tourists to Carson City, they can also serve as venues to bring citizens together and promote activity and engagement.

**Initiatives Linked To Objective****Owner(s)**

3rd Street and Curry Street summer event series.

Joe McCarthy  
Larry Werner

**GrandParent Objectives****Parent Objectives**

Social participation opportunities exist for all citizens.

**Objective Name****Owner(s)**

(CCO13) Participation in programs represent the diversity of the City.

Larry Werner

In order to fully experience and active and engaged community, the various demographics in our community should participate in programs and services offered.

**Initiatives Linked To Objective****Owner(s)****GrandParent Objectives****Parent Objectives**

There is diversity in programs, facilities and services offered to the public.

**Objective Name****Owner(s)**

(CCO14) Carson City is served by strong community based organizations.

Larry Werner

Programs and services offered to our residents are often offered by community based organizations. The facilities used for these programs and services belong to these community based organizations. Support of these organizations is important in order to witness an active and engaged community.

**Initiatives Linked To Objective****Owner(s)****GrandParent Objectives****Parent Objectives**

There is diversity in programs, facilities and services offered to the public.

**Measure****Owner(s)**

Community Support Grants

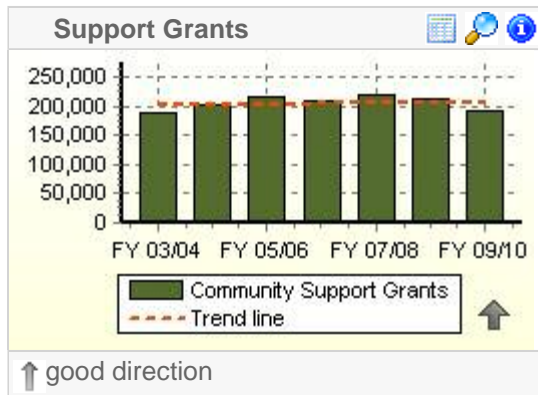
Larry Werner

**Performance**

Ind	Actual	Target	Variance	Date
	\$193,800	n/a	n/a	FY 09/10

**Initiatives Linked To Measure****Owner(s)****Child Measures Linked To Measure**

Ind	Name	Actual	Target	Date
	AARP Tax-Aide Foundation	3,800	n/a	FY 09/10
	Advocates to End Domestic Violence	9,000	n/a	FY 09/10
	BAC-TV - Public Access Television	140,000	n/a	FY 09/10
	Boys & Girls Club	0	n/a	FY 09/10
	Brewery Arts Center	10,000	n/a	FY 09/10
	Carson City Symphony	3,000	n/a	FY 09/10
	CASA of Carson City	20,000	n/a	FY 09/10
	Chorus of the Comstock	2,000	n/a	FY 09/10
	Home Health Services Of Nevada	6,000	n/a	FY 09/10
	Nevada Hispanic Services, Inc.	0	n/a	FY 09/10



# A Clean and Healthy Environment Perspective

## Objective Name

Owner(s)

(CCO15) Solid waste disposal is reduced through recycling.

Andrew Burnham

Recycling effective reduces the amount of refuse that is disposed of in the landfill each year.

## Initiatives Linked To Objective

Owner(s)

## GrandParent Objectives

## Parent Objectives

Disposal of waste is accomplished in ways that protect the environment

## Measure

Owner(s)

Annual number of tons of municipal solid waste recycled (PW)

Ken Arnold

This report is filed with the Division of Environmental Protection annually and includes data regarding the tons of material recycled each year. The target is to see increases in recycling each year.

## Performance

Ind	Actual	Target	Variance	Date
	23,743.25 Tons	n/a	n/a	2008

## Initiatives Linked To Measure

Owner(s)

## Child Measures Linked To Measure

Ind	Name	Actual	Target	Date
	Paper recycling (PW)	9,254.17 Tons	n/a	2008
	Metals recycling (PW)	9,113.02 Tons	n/a	2008
	Plastic recycling (PW)	119.21 Tons	n/a	2008
	Glass recycling (PW)	535.00 Tons	n/a	2008
	Organic material recycling (PW)	2,906.01 Tons	n/a	2008
	Special waste recycling (PW)	1,701.35 Tons	n/a	2008
	Other waste recycling (PW)	114.49 Tons	n/a	2008



**Measure**

**Owner(s)**

Total municipal solid waste (MSW) generated. (PW)

Andrew Burnham

This measure indicates the total number of tons of municipal solid waste generated in Carson City.

**Performance**

Ind	Actual	Target	Variance	Date
	90,502.76 Tons	n/a	n/a	2008

**Initiatives Linked To Measure**

**Owner(s)**

**Child Measures Linked To Measure**

Ind	Name	Actual	Target	Date
-----	------	--------	--------	------



**Measure**

**Owner(s)**

Percent of solid waste recycled. (PW)

Andrew Burnham

This measures indicates the percentage of municipal solid waste generated in Carson City that is recycled.

**Performance**

Ind	Actual	Target	Variance	Date
▲	26.23 %	25.00 %	1.23 %	2008

**Initiatives Linked To Measure**

**Owner(s)**

**Child Measures Linked To Measure**

Ind	Name	Actual	Target	Date
	Annual number of tons of municipal solid waste recycled (PW)	23,743.25 Tons	n/a	2008
	Total municipal solid waste (MSW) generated. (PW)	90,502.76 Tons	n/a	2008



**Objective Name****Owner(s)**

(CCO16) Wastewater is effectively treated and disposed of in a manner that does not harm the environment.

Andrew Burnham Larry Werner

Carson City treats wastewater generated within the City. Standard have been developed at the federal level for treated water, which the City targets. Safe disposal of treated water is also important in insuring a clean and health environment.

**Initiatives Linked To Objective****Owner(s)****GrandParent Objectives****Parent Objectives**

Disposal of waste is accomplished in ways that protect the environment

**Measure****Owner(s)**

Wastewater Quality - Effluent BOD Average (PW)

Ken Arnold Andrew Burnham

This measure indicates the average Biochemical Oxygen Demand (BOD) in effluent leaving the Water Reclamation Facility.

**Performance**

Ind	Actual	Target	Variance	Date
▲	17.0 Mg/L	25.0 Mg/L	8.0 Mg/L	Dec 2008

**Initiatives Linked To Measure****Owner(s)****Child Measures Linked To Measure**

Ind	Name	Actual	Target	Date
-----	------	--------	--------	------



**Measure**

**Owner(s)**

Wastewater Quality - Effluent TSS Average (PW)

Ken Arnold Andrew Burnham

This measure indicates the average Total Suspended Solids in effluent leaving the Water Reclamation Facility. Higher quality effluent is gauged by a lower TSS.

**Performance**

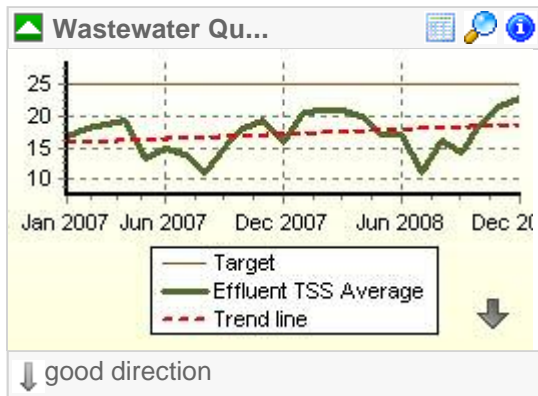
Ind	Actual	Target	Variance	Date
▲	22.9 Mg/L	25.0 Mg/L	2.1 Mg/L	Dec 2008

**Initiatives Linked To Measure**

**Owner(s)**

**Child Measures Linked To Measure**

Ind	Name	Actual	Target	Date
-----	------	--------	--------	------



**Measure**

**Owner(s)**

Wastewater Reclamation Facility Outflow per Capita (PW)

Ken Arnold Andrew Burnham

This measure calculates the amount of daily average outflow at the WRF per capita by dividing the daily average outflow with population estimates provided by the Nevada State Demographer. It represents the gallons outflow per person.

**Performance**

Ind	Actual	Target	Variance	Date
	79 Gallons	n/a	n/a	Dec 2008

**Initiatives Linked To Measure**

**Owner(s)**

**Child Measures Linked To Measure**

Ind	Name	Actual	Target	Date
	Average Wastewater Reclamation Plant outflow (effluent) (PW)	4.54 MGD	n/a	Dec 2008
	Population	57,600	n/a	May 2009



**Objective Name****Owner(s)**

(CCO17) Reduce non-renewable energy use in City facilities.

Larry Werner

In order to reduce our dependence on fossil fuels, it's important that we reduce our use of energy generated from fossil fuels. A reduction in the use of fossil fuels will work to improve the quality of our natural environment.

**Initiatives Linked To Objective****Owner(s)**

Solar energy retrofit program

Andrew Burnham

**GrandParent Objectives****Parent Objectives**

Reduce fossil fuel dependence.



**Objective Name****Owner(s)**

(CCO20) Reduce use of fossil fuels in City equipment

Andrew Burnham Larry Werner

Reduce use of fossil fuels in City equipment.

**Initiatives Linked To Objective****Owner(s)****GrandParent Objectives****Parent Objectives**

Reduce fossil fuel dependence.

**Measure****Owner(s)**

Gallons of fuel used (PW)

Andrew Burnham

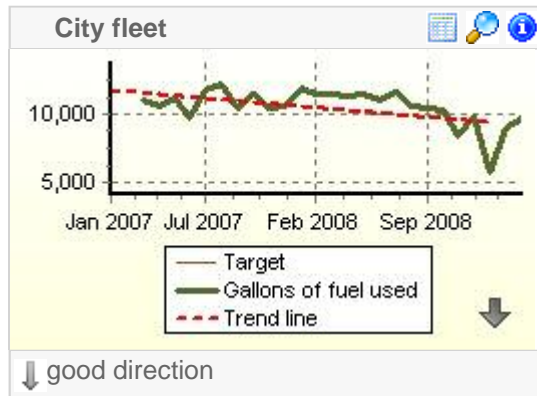
This measure indicates the total number of gallons of fuel used in City equipment each month. It is further broken down by Department. The goal is to reduce fuel usage.

**Performance****Initiatives Linked To Measure****Owner(s)**

Ind	Actual	Target	Variance	Date
	9,671 Gallons	n/a	n/a	Mar 2009

**Child Measures Linked To Measure**

Ind	Name	Actual	Target	Date
-----	------	--------	--------	------



**Objective Name****Owner(s)**

(CCO18) Emerging entrepreneurs involved in "clean and green" industries are supported.

Larry Werner

Support of "clean and green" industries should be provided in order to increase the number of these types of industries in our community.

**Initiatives Linked To Objective****Owner(s)****GrandParent Objectives****Parent Objectives**

"Green and Clean" industries are encouraged to locate in Carson City.

**Objective Name****Owner(s)**

(CCO19) Current "green and clean" industries are identified and supported.

Larry Werner

In order to insure a clean and healthy environment, it's important that Carson City embrace those industries that operate in such a manner as to keep our environment clean, and in a manner that conserves natural resources.

**Initiatives Linked To Objective****Owner(s)****GrandParent Objectives****Parent Objectives**

"Green and Clean" industries are encouraged to locate in Carson City.

# A Vibrant, Diverse and Sustainable Economy Perspective

## Objective Name

Owner(s)

(CCO21) Business assistance is provided to targeted sectors of the economy.

Larry Werner

Carson City provides technical and other assistance to businesses in Carson City through it's Office of Business Development. This assistance should be targeted to those sectors of the economy that will provide the economic diversity needed for a financial sustainable future.

## Initiatives Linked To Objective

Owner(s)

Business Information and Assistance Program

Joe McCarthy

## GrandParent Objectives

## Parent Objectives

Carson City enjoys an economy made up of diverse business sectors.

## Measure

Owner(s)

Employment in Carson City

Larry Werner

This information comes from the Department of Commerce, Bureau of Economic Analysis for the Carson City Metropolitan Statistical Area and represents employment in the various sectors of the economy.

## Performance

Ind	Actual	Target	Variance	Date
	39,639	n/a	n/a	2007

## Initiatives Linked To Measure

Owner(s)

## Child Measures Linked To Measure

Ind	Name	Actual	Target	Date
	Private (non-government) employment.	28,902	n/a	2007
	Government and government enterprise employment	10,737	n/a	2007



**Measure**

**Owner(s)**

Personal earnings per job by industry

Linda Ritter

This measure divides the reported personal income by industry by the number of jobs reported in that industry. The data comes from the Department of Commerce, Bureau of Economic Analysis.

**Performance**

Ind	Actual	Target	Variance	Date
	\$39.51	n/a	n/a	2007

**Initiatives Linked To Measure**

**Owner(s)**

**Child Measures Linked To Measure**

Ind	Name	Actual	Target	Date
	Manufacturing personal earnings per job.	\$58.99	n/a	2007
	Retail trade personal earnings per job.	\$31.90	n/a	2007
	Accommodation and food service personal earnings per job	\$19.39	n/a	2007
	Health care and social assistance personal earnings per job	\$58.02	n/a	2007
	Government and government enterprise personal earnings per job	\$64.54	n/a	2007
	Finance and insurance personal earnings per job	\$46.35	n/a	2007
	Real estate and rental and leasing personal earnings per job	\$11.37	n/a	2007
	Professional, scientific and technical services personal earnings per job	\$54.15	n/a	2007
	Arts, entertainment and recreation personal earnings per job.	\$24.58	n/a	2007
	Administrative and waste services personal earnings per job.	\$25.83	n/a	2007



**Objective Name****Owner(s)**

(CCO22) Business assistance is provided to new and existing companies seen to be involved in emerging industries.

Larry Werner

Carson City provides technical and other support to businesses through it's Office of Business Development. This support should be aggressively offered to those businesses engaged in emerging industries, ie, industries with great growth potential in the future.

**Initiatives Linked To Objective****Owner(s)**

Business Information and Assistance Program

Joe McCarthy

**GrandParent Objectives****Parent Objectives**

Carson City is home to entrepreneurs involved in emerging industries

**Objective Name****Owner(s)**

(CCO46) Local businesses are supported

Larry Werner

**Initiatives Linked To Objective****Owner(s)**

Business Information and Assistance Program

Joe McCarthy

Creation of a Downtown Business Improvements District (BID)

Joe McCarthy

Re-write of the Downtown Redevelopment Plan

Joe McCarthy

3rd Street and Curry Street summer event series.

Joe McCarthy  
Larry Werner

**GrandParent Objectives****Parent Objectives**

Carson City enjoys an economy made up of diverse business sectors.

---

# A Community Rich in History, Culture and the Arts Perspective

---

Objective Name	Owner(s)
(CC14) Historic resources are preserved.  Carson City is rich in historic resources. Those resources should be protected for current as well as future generations.	Larry Werner

**Initiatives Linked To Objective**      **Owner(s)**

**GrandParent Objectives**

**Parent Objectives**



**Objective Name****Owner(s)**

(CCO24) Private cultural assets are preserved and expanded.

Larry Werner

The private sector also provide cultural assets in the form of galleries and other spaces. These spaces should be supported in order to enhance culture and arts in Carson City.

**Initiatives Linked To Objective****Owner(s)**

Creation of a five-year strategic plan for the Carson City Cultural Commission

Joe McCarthy

**GrandParent Objectives****Parent Objectives**

Cultural assets are preserved and expanded.

**Objective Name****Owner(s)**

(CCO25) Public cultural assets are preserved and expanded.

Larry Werner

Cultural assets in the community are important in providing a community rich in culture and the arts. Public assets includes a variety of facilities that can be used for more than just cultural events and activities.

**Initiatives Linked To Objective****Owner(s)**

Bob Boldrick Theater Renovation Project

Andrew Burnham  
Roger Moellendorf

Creation of a five-year strategic plan for the Carson City Cultural Commission

Joe McCarthy

**GrandParent Objectives****Parent Objectives**

Cultural assets are preserved and expanded.

---

# A Community Dedicated to Excellence in Education Perspective

---

Objective Name	Owner(s)
(CCO44) Programs to support literacy are offered to the public.  Literacy is important to the overall well being of a community. Programs to support literacy shall be offered to the public where practical.	Larry Werner

Initiatives Linked To Objective	Owner(s)
---------------------------------	----------

GrandParent Objectives
------------------------

Parent Objectives
-------------------

Literacy is promoted and supported throughout the community.

**Objective Name****Owner(s)**

(CCO45) Assistance and support of the K-12 educational entities and the Western Nevada College is provided where possible.

Larry Werner

Our dedication to education in the community can be demonstrated through support of the Carson City School District, private K12 schools and the Western Nevada College. One example of support may be in the form of cooperative arrangements that can help stretch education dollars.

**Initiatives Linked To Objective****Owner(s)****GrandParent Objectives****Parent Objectives**

Carson City is known for it's excellent pre-school, K-12 and college level educational opportunities.

**Measure****Owner(s)**

Carson City Educational Attainment - % of persons over 25 with high school diploma.

Joe McCarthy

The measures indicates the percentage of Carson City residents over the age of 25 with at least a high school diploma college level course work. The source of this data comes from Applied Geographic Solutions.

**Performance**

Ind	Actual	Target	Variance	Date
	83 %	n/a	n/a	2007

**Initiatives Linked To Measure****Owner(s)****Child Measures Linked To Measure**

Ind	Name	Actual	Target	Date
	Carson City Educational Attainment - Carson City residents over the age of 25	39,174	n/a	2007
	Carson City Educational Attainment - high school diploma	11,101	n/a	2007
	Carson City Educational Attainment - some college - no degree	11,306	n/a	2007
	Carson City Educational Attainment - Associates degree	2,652	n/a	2007
	Carson City Educational Attainment - Bachelor's degree	4,786	n/a	2007
	Carson City Educational Attainment - graduate / professional degree	2,594	n/a	2007



**Measure****Owner(s)**

Carson City Educational Attainment - % of persons over 25 with college level degree.

Joe McCarthy

This measure indicates the percentage of Carson City residents with some level of college degree - associates, bachelor or graduate / professional.

**Performance****Initiatives Linked To Measure****Owner(s)**

Ind	Actual	Target	Variance	Date
	26 %	n/a	n/a	2007

**Child Measures Linked To Measure**

Ind	Name	Actual	Target	Date
	Carson City Educational Attainment - Bachelor's degree	4,786	n/a	2007
	Carson City Educational Attainment - Carson City residents over the age of 25	39,174	n/a	2007
	Carson City Educational Attainment - graduate / professional degree	2,594	n/a	2007
	Carson City Educational Attainment - some college - no degree	11,306	n/a	2007
	Carson City Educational Attainment - Associates degree	2,652	n/a	2007



# A Physically Connected Community Perspective

## Objective Name

Owner(s)

(CC031) Adequate roadways accommodate vehicular travel.

Larry Werner

For a community to be "connected", adequate and efficient roadways must be available to vehicular traffic.

## Initiatives Linked To Objective

Owner(s)

Curry Street - Rhodes Street to Koontz Lane	Andrew Burnham
Roop Street Widening - Washington Street to Beverly Drive	Andrew Burnham
Stewart Street North Moody Extension	Andrew Burnham
Lompa Lane Reconstruction - Carmine Street to College Parkway	Andrew Burnham
Silver Oak and North Carson Street Intersection	Andrew Burnham
Butti Way - Airport Road to Fifth Street	Andrew Burnham
Rhodes Street at Curry Street	Andrew Burnham
Fairview Drive at Edmonds	Andrew Burnham
Boeing Way - Goni Road to Convair	Andrew Burnham
Convair Drive - Conestoga to Arrowhead	Andrew Burnham

## GrandParent Objectives

### Parent Objectives

Carson City enjoys a transportation system that moves people safely, efficiently and effectively.

## Measure

Owner(s)

Level of service ratings for surface transportation (PW)

Andrew Burnham Larry Werner

Certain streets and facilities are rated each year with an A - F score as it relates to its ability to move traffic. This "parent" measure indicates the % of streets and facilities that received an A - D rating. The target is to have 67% of streets within this range, with a warning indicator for 50% - 67%. A red indicator is shown if A - D ratings fall below 50%.

## Performance

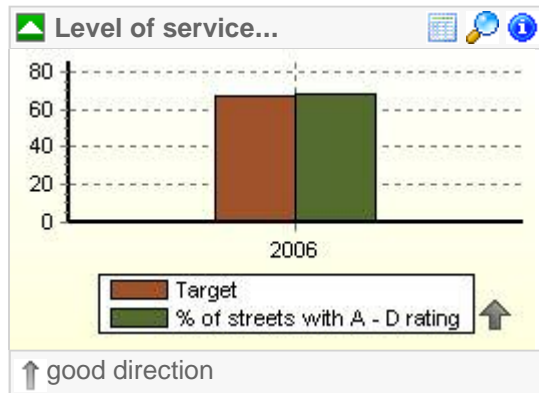
Ind	Actual	Target	Variance	Date
▲	68.2 %	67.0 %	1.2 %	2006

## Initiatives Linked To Measure

Owner(s)

### Child Measures Linked To Measure

Ind	Name	Actual	Target	Date
	Level of Service Ratings - % with "A" Rating (PW)	46.4 %	n/a	2006
	Level of Service Ratings - % with "B" Rating (PW)	5.5 %	n/a	2006
	Level of Service Ratings - % with "C" Rating (PW)	2.0 %	n/a	2006
	Level of Service Ratings - % with "D" Ratings (PW)	14.3 %	n/a	2006
	Level of Service Ratings - % with "E" Rating (PW)	17.5 %	n/a	2006
	Level of Service Ratings - % with "F" Rating (PW)	14.3 %	n/a	2006



**Objective Name****Owner(s)**

(CCO32) Public transportation is convenient and accessible.

Larry Werner

Having a good public transportation system can provide the connections needed by segments of the community to jobs, social engagement and recreation.

**Initiatives Linked To Objective****Owner(s)****GrandParent Objectives****Parent Objectives**

Carson City enjoys a transportation system that moves people safely, efficiently and effectively.

**Measure****Owner(s)**

JAC Ridership

Patrick Pittenger

Monthly number of riders on the JAC system.

**Performance****Initiatives Linked To Measure****Owner(s)**

Ind	Actual	Target	Variance	Date
▲	12,346 Riders	11,114 Riders	1,232 Riders	May 2009

**Child Measures Linked To Measure**

Ind	Name	Actual	Target	Date
-----	------	--------	--------	------



**Objective Name****Owner(s)**

(CCO33) Pathways and other non-vehicular routes connect neighborhoods, business districts and public facilities.

Andrew Burnham Roger Moellendorf  
Larry Werner

This objective speaks to the need to insure that there are adequate physical routes for non-vehicular travel in order to connect all residents in the community - regardless of their mode of transportation.

**Initiatives Linked To Objective****Owner(s)**

Old Clear Creek Road - Along Fuji Park  
Frontage

Andrew Burnham

**GrandParent Objectives****Parent Objectives**

Carson City enjoys a transportation system that moves people safely, efficiently and effectively.



**Objective Name****Owner(s)**

(CCO34) Transportation planning efforts are coordinated with neighboring counties.

Andrew Burnham Larry Werner

In order to enhance connectivity with neighboring jurisdictions, transportation planning must not stop at the County line. Coordination of efforts with neighboring counties insures connections between communities.

**Initiatives Linked To Objective****Owner(s)****GrandParent Objectives****Parent Objectives**

Physical connections with other jurisdictions in the region are maintained and enhanced.

---

# A Community Where Information is Available to All Perspective

---

## Objective Name

## Owner(s)

(CC035) Carson City's website is used to provide community information

Larry Werner

The Carson City website is used to provide department and meeting information. This site can be used to provide wider community information through dedicated web pages and links.

## Initiatives Linked To Objective

## Owner(s)

## GrandParent Objectives

## Parent Objectives

Information regarding Carson City is available via various sources.

**Objective Name****Owner(s)**

(CCO36) Various City facilities house information regarding Carson City.

Larry Werner

When the public seeks information regarding Carson City, they should be able to easily obtain it from any City facility that is open to the public.

**Initiatives Linked To Objective****Owner(s)****GrandParent Objectives****Parent Objectives**

Information regarding Carson City is available via various sources.

**Objective Name****Owner(s)**

(CCO37) News media is used to provide community information to the public.

Larry Werner

The local and regional news media are invaluable when getting important information to the public. Positive relationships with the news media must be maintained to insure adequate coverage of City issues. Carson City must be proactive in providing community information to the media through press releases, reports and discussions with reporters.

**Initiatives Linked To Objective****Owner(s)****GrandParent Objectives****Parent Objectives**

Information regarding Carson City is available via various sources.

**Objective Name****Owner(s)**

(CCO38) Access to free wireless networks are encouraged throughout Carson City.

Larry Werner

Wireless networks that can be accessed by the general public can provide quick, easy and portable access to the internet throughout the City. Development of these types of networks should be encouraged.

**Initiatives Linked To Objective****Owner(s)****GrandParent Objectives****Parent Objectives**

Internet communication is widely available.

---

# Open and Accessible Government Perspective

---

## Objective Name

## Owner(s)

(CC039) The "people's business" is done in open session with ample opportunity for input.

Larry Werner

Conducting business as a City happens not only at published Board meetings, but before the meetings occur through distribution of information and requests for input. Meetings shall be open to all, in person and via other media, and comments by citizens shall be encouraged.

## Initiatives Linked To Objective

## Owner(s)

Community Center Sierra Room  
Remodel

Andrew Burnham  
Roger Moellendorf

## GrandParent Objectives

## Parent Objectives

**Objective Name****Owner(s)**

(CCO40) Information related to city activities and performance is made available to the public.

Larry Werner

The public shall have access to the City's business plan. This plan shall include major objectives and the operational objectives and initiatives being carried out to reach those objectives.

**Initiatives Linked To Objective****Owner(s)****GrandParent Objectives****Parent Objectives**

# Effective Resource Management Perspective

Objective Name	Owner(s)
----------------	----------

(CC041) Revenues and expenditures will be managed to insure future financial viability.

Larry Werner

Budgets must be looked at not only for the current year, but for future years. Management must anticipate shifts in revenues and drivers of expenditures in order to develop long term strategies for financial viability.

Initiatives Linked To Objective	Owner(s)	GrandParent Objectives
---------------------------------	----------	------------------------

Parent Objectives
-------------------

Measure	Owner(s)
---------	----------

General Fund Revenues

Linda Ritter

This measure includes all general fund revenues. The target for each is the budgeted and projected future revenue collections.

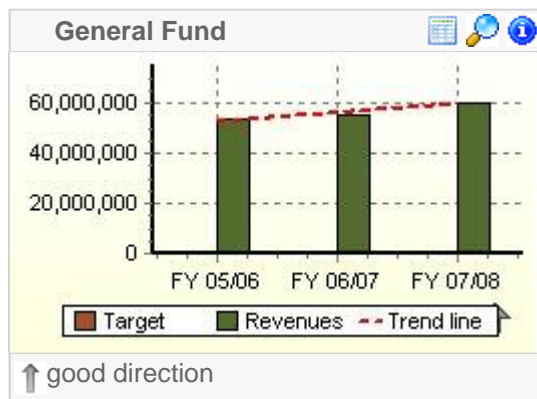
Performance
-------------

Ind	Actual	Target	Variance	Date
	\$60,414,793	n/a	n/a	FY 07/08

Initiatives Linked To Measure	Owner(s)
-------------------------------	----------

Child Measures Linked To Measure
----------------------------------

Ind	Name	Actual	Target	Date
	Property tax - General Fund	\$13,359,942	n/a	FY 07/08
	Other tax - General Fund	\$23,598,238	n/a	FY 07/08
	Licenses and permit revenues - General Fund	\$1,856,716	n/a	FY 07/08
	Franchise fees - General fund	\$5,232,780	n/a	FY 07/08
	Grant revenue - General Fund	\$342,796	n/a	FY 07/08
	Charges for services - General Fund	\$12,985,826	n/a	FY 07/08
	Fines and forfeitures - General Fund	\$938,827	n/a	FY 07/08
	Miscellaneous revenue - General Fund	\$2,099,668	n/a	FY 07/08





**Measure**

**Owner(s)**

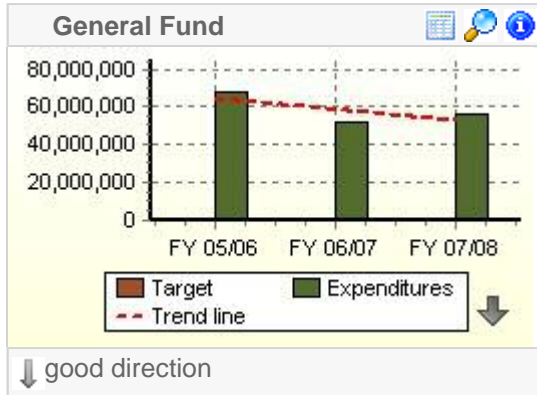
General Fund Expenditures

Linda Ritter

This measure includes all general fund expenditures. The target is the budgeted / projected expenditures.

**Performance**

Ind	Actual	Target	Variance	Date
	\$56,248,404	n/a	n/a	FY 07/08



**Initiatives Linked To Measure**

**Owner(s)**

**Child Measures Linked To Measure**

Ind	Name	Actual	Target	Date
	General Government expenditures - General Fund	\$13,564,818	n/a	FY 07/08
	Judicial expenditures - General Fund	\$4,359,077	n/a	FY 07/08
	Public Safety expenditures - General Fund	\$24,399,880	n/a	FY 07/08
	Public Works expenditures - General Fund	\$2,721,453	n/a	FY 07/08
	Health expenditures - General Fund	\$4,825,451	n/a	FY 07/08
	Welfare expenditures - General Fund	\$357,864	n/a	FY 07/08
	Culture and Recreation expenditures - General Fund	\$6,019,861	n/a	FY 07/08

**Measure**

**Owner(s)**

Sales tax collections

Linda Ritter

This measure indicates the amount of sales taxes collected and distributed to Carson City each month. It includes the Basic City - County Relief Tax (BCCRT) and the Supplemental City- County Relief Tax (SCCRT) amounts. The SCCRT amount includes out-of-state sales tax collections as well.

**Performance**

Ind	Actual	Target	Variance	Date
	\$1,490,346	n/a	n/a	Mar 2009



**Initiatives Linked To Measure**

**Owner(s)**

**Child Measures Linked To Measure**

Ind	Name	Actual	Target	Date
	Basic City - County Sales Tax Collections	\$346,683	n/a	Mar 2009
	Supplemental City-County Relief Tax (SCCRT)	\$1,143,663	n/a	Mar 2009

---

**Initiatives Linked To Scorecard**

---

Name	Project	Status	%	\$		Owner(s)
------	---------	--------	---	----	---	----------

---



Board of Supervisors

A Safe and Secure Community - Residents and visitors are safe from personal harm - safe in the built en...

Measures - YTD View

	YTD	YTD Target	VAR
<span style="color: yellow;">■</span> Injuries sustained in fire and other emergences involving structures. (FA)	4	0	(4)
↳ Dec 2008			

Charts

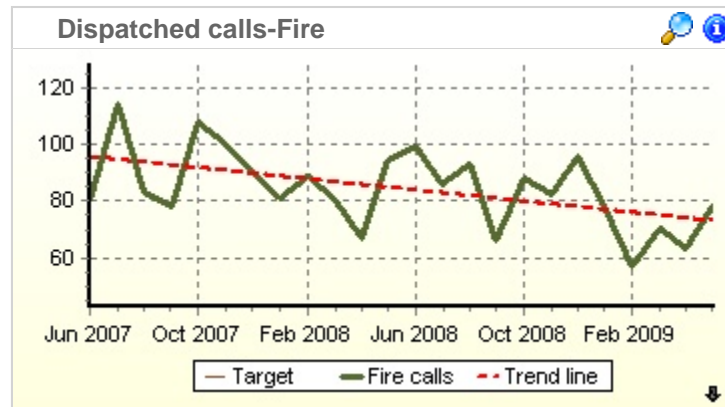


Comments

07/08/2009  
Ritter, Linda

In this space, the Fire Department will provide updated information regarding the measures provided or regarding preventative activities currently underway.

Charts

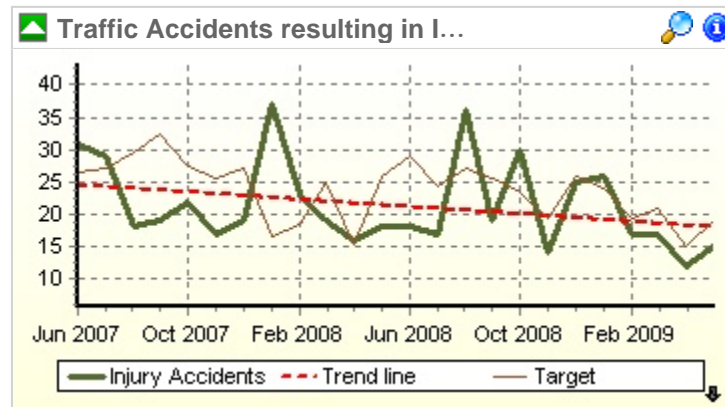


A Safe and Secure Community - Residents and visitors are safe from personal harm - safe when travelin...

Measures - YTD View

	YTD	YTD Target	VAR
Traffic Accidents w/Injury (SO) ↳ May 2009	87 Accidents	99 Accidents	12 Accidents
Traffic Accident Fatal (SO) ↳ May 2009	0	0	0

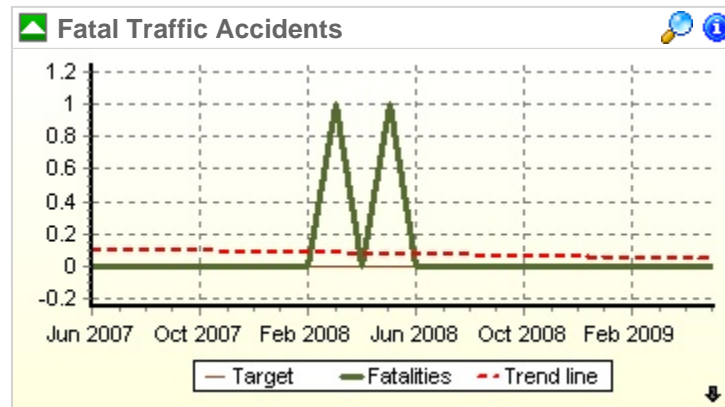
Charts



Comments

**06/23/2009**  
**Furlong, Kenny** In 2009, Carson City experienced two traffic related deaths along the south Hwy 395 corridor between Fairview and Hwy 50. Both deaths were pedestrians and both were attempting to illegally cross the highway during darkness. The Sheriff's Office and NHP are developing plans for "Initiative" enforcement.

Charts

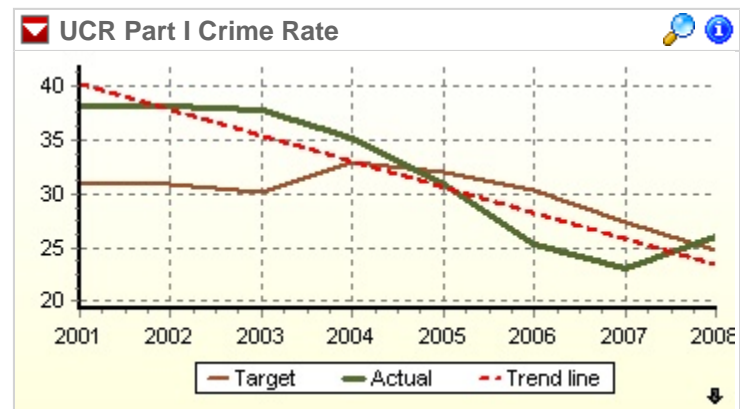


**A Safe and Secure Community - Residents and visitors are safe from personal harm - safe from criminal ...**

**Measures - YTD View**

	YTD	YTD Target	VAR
Compstat Crime Report (SO) ↳ May 2009	1,704	1,872	168
Compstat Part I Crime Report (SO) ↳ May 2009	784	838	54
Compstat Part II Crime Report (SO) ↳ May 2009	920	1,034	114

**Charts**

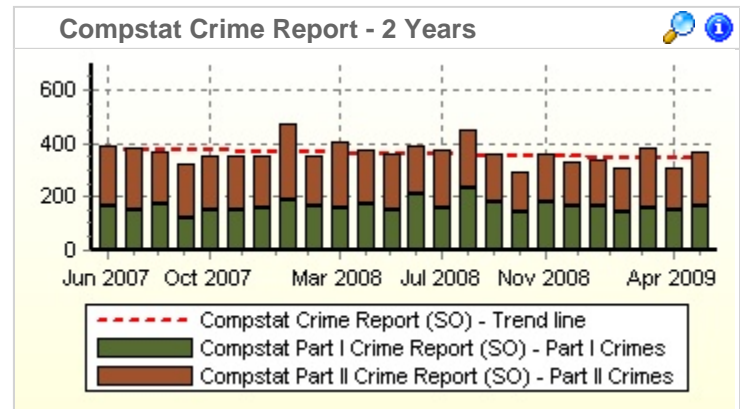


**Comments**

**07/08/2009 Furlong, Kenny** Uniform Crime Reporting, Crime and Justice in Nevada 2008, published by the Department of Public Safety, determined a county wide crime rate of 26.1 in 2008, and increase from the 2007 Crime Rate of 23.1. The major contributing factors for the increase was attributed to Larceny and Burglary events, significantly spiking during the summer months (third quarter) of 2008. This condition was not consistent with previous reporting periods (years). However, a review of crime Clearances Rates during the same periods (and annual reporting) provided significantly elevated levels of arrests (clearances) during the corresponding periods. For the year, 2008 Clearance Rates were above expectations, more than doubling the target

**Additional data is outside scrolling region**

**Charts**

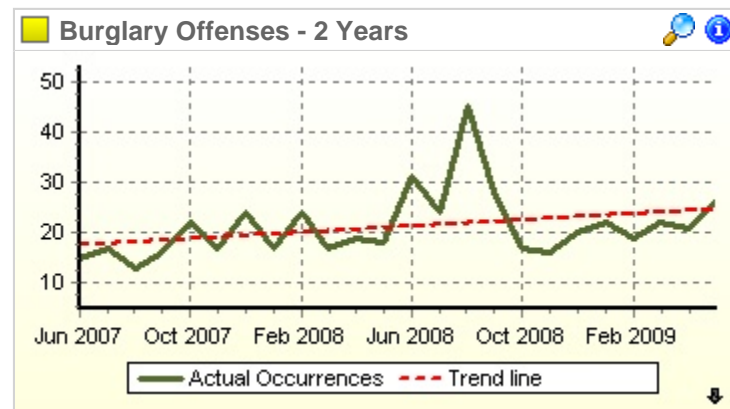


A Safe and Secure Community - Property in Carson City is secure - secure from criminal activity. (07/08...

Measures - YTD View

	YTD	YTD Target	VAR
 Burglary Offenses (SO)	110	115	5
↳ May 2009			
 Vandalism	264	375	111
↳ May 2009			

Charts



Comments

**06/25/2009** **Furlong, Kenny** Although burglary reports seemed to hit a low spot in October-November 2008, there has been a steady slow climb witnessed since then. A review of these reports is being carried out on a weekly basis.

Vandalism is most directly effected by our graffiti rates. During the past 60 days, the greatest proportion of graffiti is being attributed to a new group calling itself "420" operating closely from another local gang. Special Enforcement Unit members are creating intelligence information files on the new group. Special Operations is working this detail.

Charts

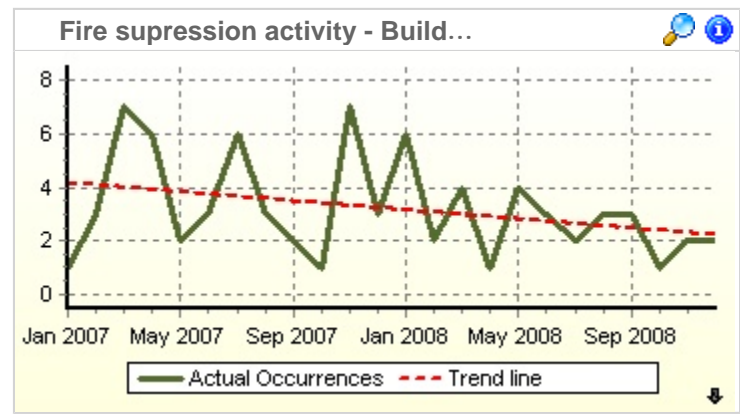


**A Safe and Secure Community - Property in Carson City is secure - protected from damage. (07/08/2009)**

**Measures - YTD View**

	YTD	YTD Target	VAR
Fire supression activity - number of buildings damaged	33	38	5
↳ Dec 2008			
Fire supression activities - value of buildings damaged	\$746,018	n/a	n/a
↳ Dec 2008			

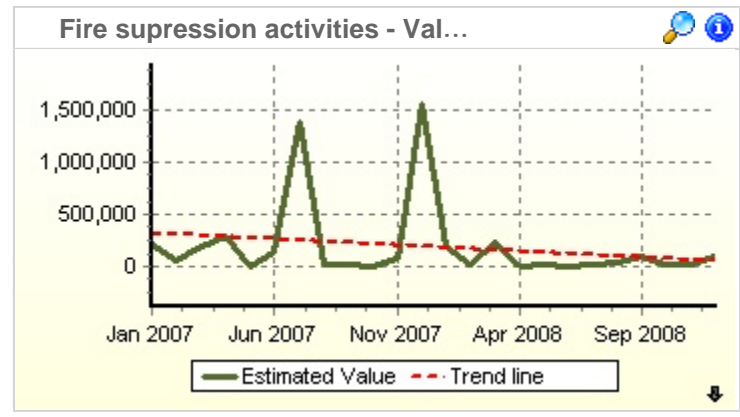
**Charts**



**Comments**

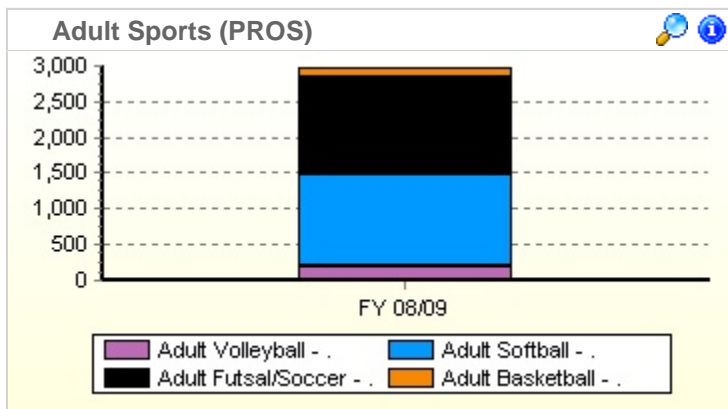
**07/08/2009 Ritter, Linda** During the regular business review cycle, this space will be used to provide updated information or notations regarding the measures or other activities associated with this objective.

**Charts**

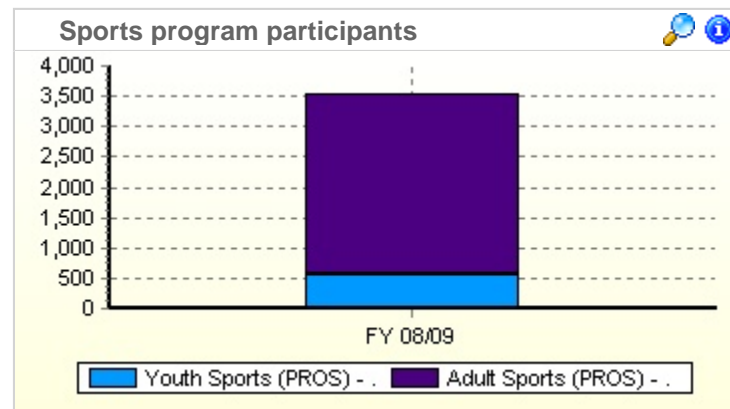


A Healthy Community - Residents engage in healthy lifestyles (07/08/2009)

Charts



Charts



Comments

07/06/2009  
Moellendorf,  
Roger

The shortage of indoor recreation space is the greatest limiting factor in providing youth, adult and family recreation activities and programs. The indoor recreation center will allow the department to increase its recreation and sports programming and thus give our residents more opportunities to become actively engaged in leisure, sports and social activities. The 2005 Parks and Recreation Master Plan identified indoor recreation space as one of the City's most significant recreation needs.

Initiatives

	\$	🕒	%	Status
Recreation Center	🟡	n/a	0%	In Progress

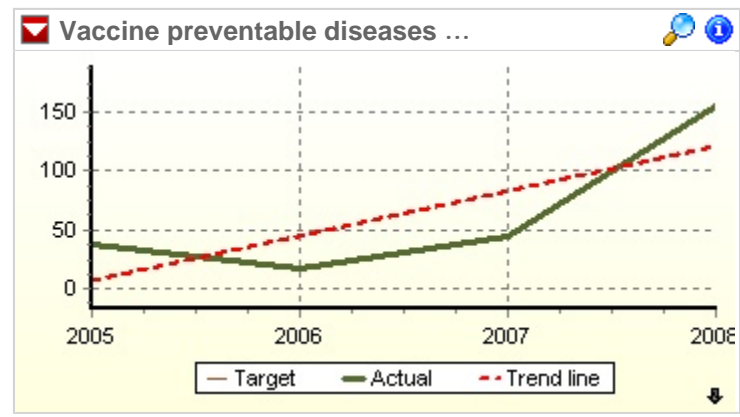


**A Healthy Community - Disease in the community is prevented. (07/08/2009)**

**Measures - Base View**

	Actual	Target	VAR
<input checked="" type="checkbox"/> Communicable diseases reported that could be prevented through proactive action. ↳ 2008	308	174	135

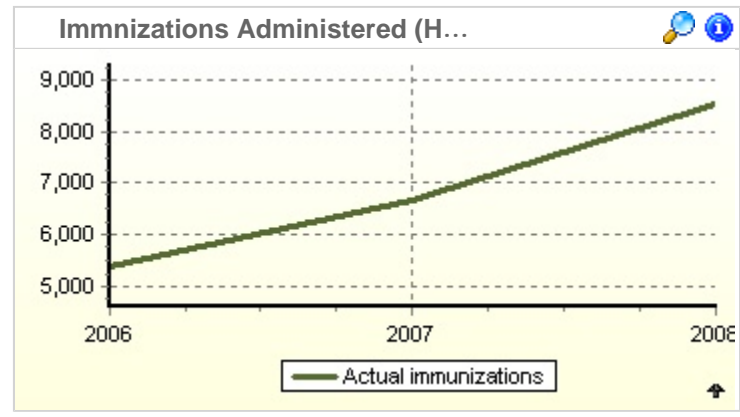
**Charts**



**Comments**

**07/08/2009 Works, Marena** This graph reflects all communicable disease reported in our community, including influenza. With the recent identification of H1N1 (swine flu), this number will continue to increase.

**Charts**

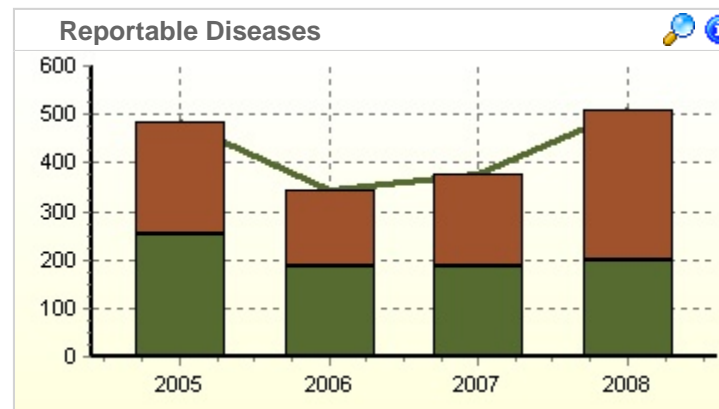


**A Healthy Community - Disease outbreaks in the community are controlled. (07/08/2009)**

**Measures - Base View**

	Actual	Target	VAR
<input checked="" type="checkbox"/> Reportable Diseases	508	361	(148)
<input checked="" type="checkbox"/> Communicable (non-STD) diseases reported that are not preventable through proactive action.	200	187	(13)

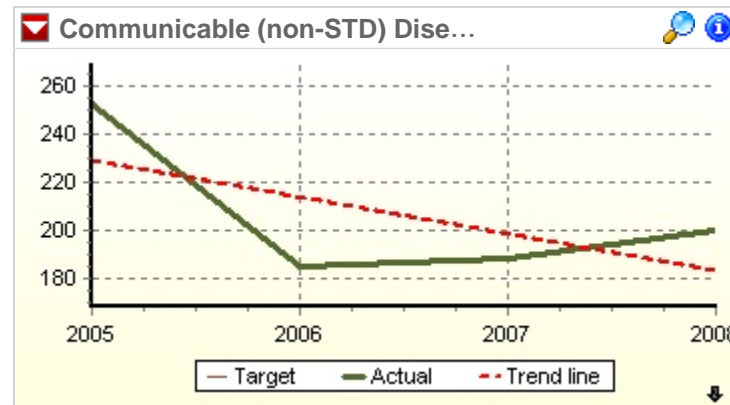
**Charts**



**Comments**

**07/08/2009 Works, Marena** As our health department grows, we will continue to see an increase in physician reporting. Additionally, clientele within our clinic has increased so more diseases are being detected. Thus, the trend up does not indicate an "outbreak" of disease.

**Charts**



**A Healthy Community - Public infrastructure contributes to the health of the community. (07/08/2009)**

**Measures - Base View**

	Actual	Target	VAR
<span style="color: yellow;">■</span> Average water tank levels (PW) ↳ Apr 2009	62.97 %	70.00 %	(7.03) %
<span style="color: green;">▲</span> Percentage of Water Quality Tests meeting federal requirements. (PW) ↳ Mar 2009	100 %	100 %	0 %

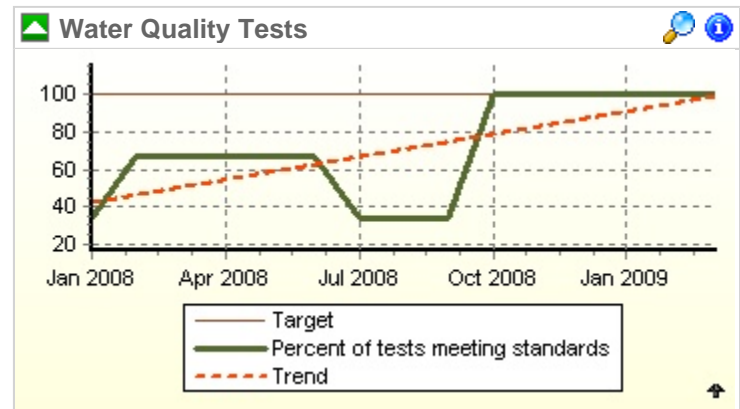
**Charts**



**Comments**

**06/29/2009 Burnham, Andrew** The water system continue to feel the negative effects of not having the Marlette / Hobart System water available for use during the summer. This system is operated by the State of Nevada and is being re-vamped. The project is expected to be completed this September.

**Charts**

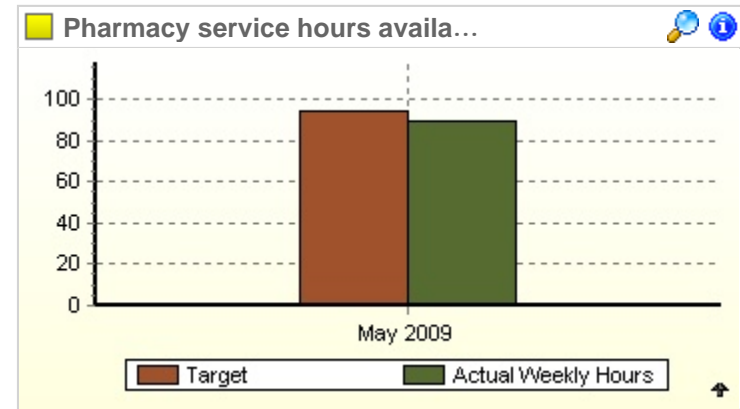


A Healthy Community - Health Services are available. (07/08/2009)

Measures - Base View

	Actual	Target	VAR
<span style="color: yellow;">■</span> Pharmacy service hours available. ↳ May 2009	89	94	(5)

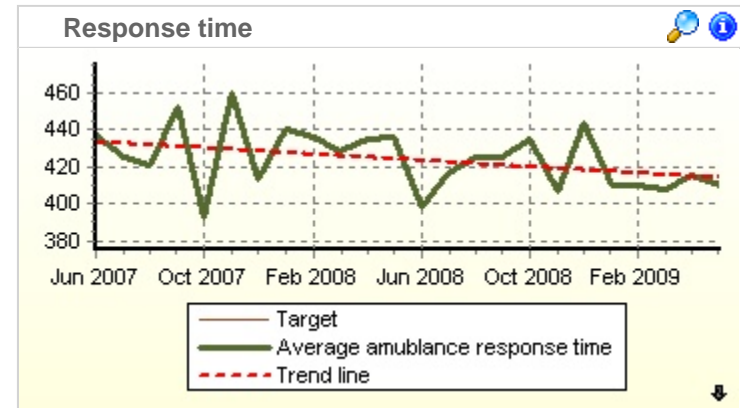
Charts



Comments

**07/08/2009 Works, Marena** Pharmacy open hours in our community will be monitored quarterly. This allows us to identify if patients might have difficulty filling a prescription.

Charts



**A Healthy Community - Poverty is reduced. (07/08/2009)**

**Measures - YTD View**

	YTD	YTD Target	VAR
Single persons seeking assistance (HHS)	124	n/a	n/a
↳ Q3 FY 2009			
Families seeking assistance. (HHS)	179	n/a	n/a
↳ Q3 FY 2009			
Return clients - Human Services Division. (HHS)	103	n/a	n/a
↳ May 2009			

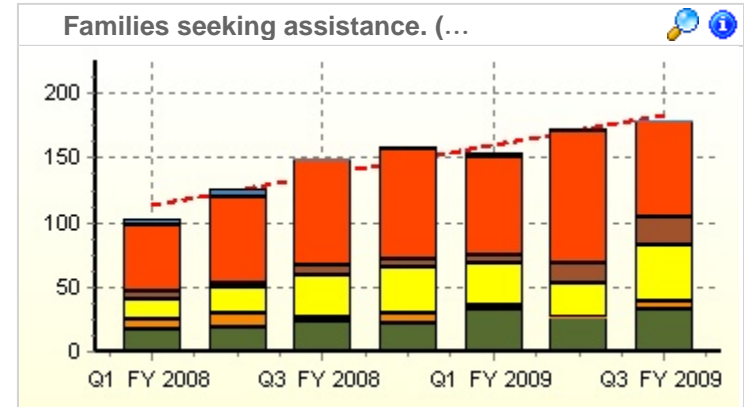
**Charts**



**Charts**



**Charts**

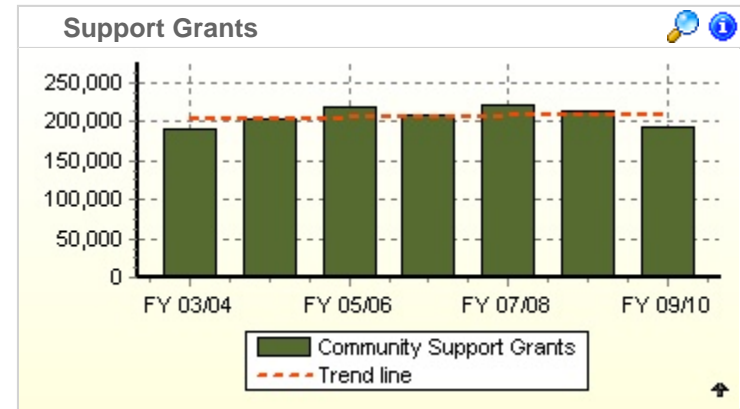


**An Active and Engaged Community - Public spaces and strong community organizations (07/08/2009)**

**Initiatives**

	\$	📅	%	Status
Recreation Center	■ n/a	n/a	0%	In Progress
Carson City Library	n/a	n/a	n/a	Not Started

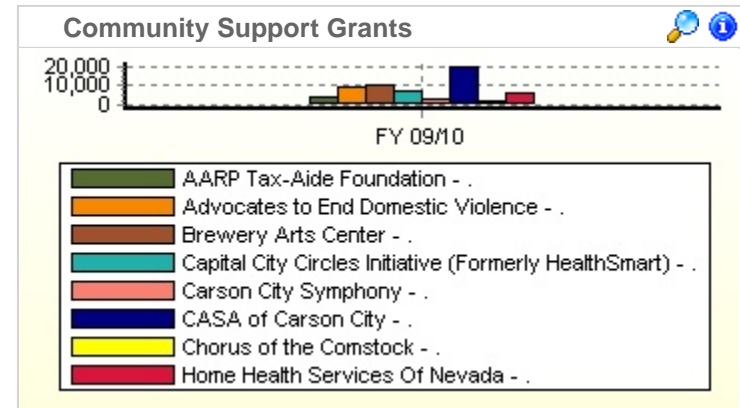
**Charts**



**Comments**

**07/08/2009 Ritter, Linda** This space may be used for updates regarding public space initiatives or support of community organizations.

**Charts**



An Active and Engaged Community - Community events attract residents. (07/08/2009)

Pictures



Initiatives

	\$	👤	%	Status
3rd Street and Curry Street summer event series.	▲	▲	n/a	In Progress

Pictures




Comments

07/08/2009  
Ritter, Linda      This space can be used to provide regular updates on events and happenings.

A Clean and Healthy Environment - Solid waste is reduced through recycling. (07/08/2009)

Measures - Base View

	Actual	Target	VAR
 Percent of solid waste recycled. (PW)	26.23 %	25.00 %	1.23 %

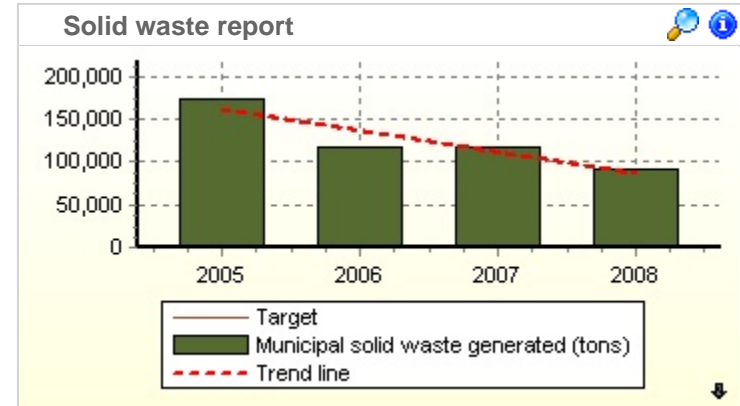
Charts



Comments

**06/29/2009** **Burnham, Andrew** The recyclable material market fluctuates widely. The last several years, metal prices dropped drastically, however, Carson City is still exceeding the State's goal of 25%.

Charts



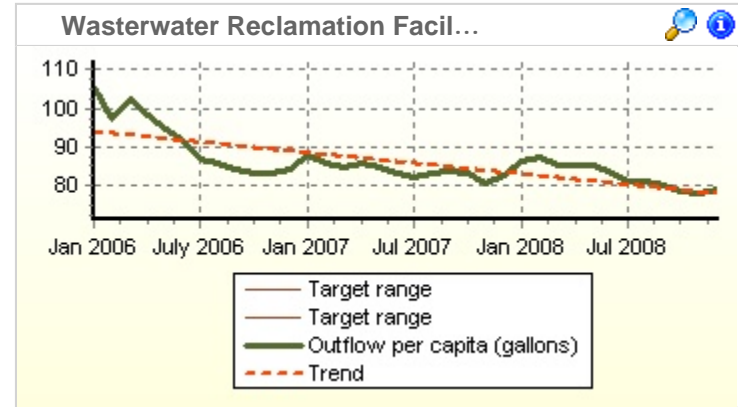


**A Clean and Healthy Environment - Wastewater is effectively treated and disposed of in a manner that d...**

**Measures - Base View**

	<b>Actual</b>	<b>Target</b>	<b>VAR</b>
Wastewater Reclamation Facility Outflow per Capita (PW)	79 Gallons	(n/a - n/a)	n/a
Wastewater Quality - Effluent BOD Average (PW)	17.0 Mg/L	25.0 Mg/L	8.0 Mg/L
Wastewater Quality - Effluent TSS Average (PW)	22.9 Mg/L	25.0 Mg/L	2.1 Mg/L

**Charts**



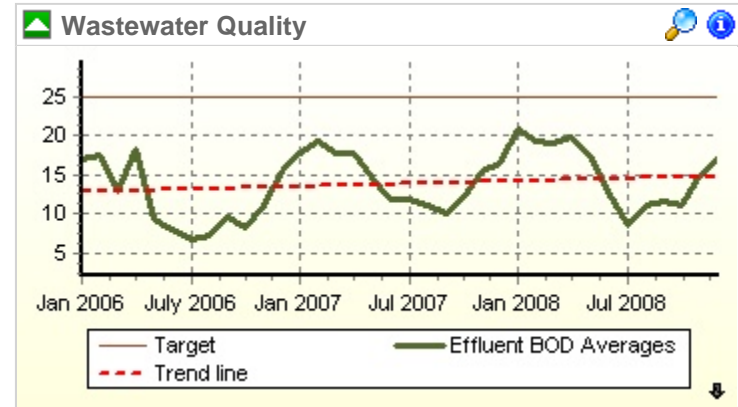
**Comments**

**06/29/2009**  
**Burnham, Andrew**

Inflow into the Wastewater Reclamation Facility has decreased over time due to sewer main replacement and lining projects. These projects reduce storm water influence, which reduces total inflow and outflow.

In terms effluent quality, we continue to stay well below permitted limits.

**Charts**

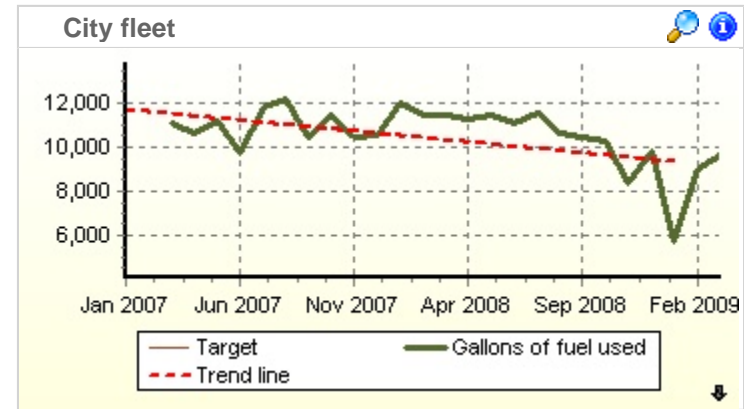


**A Clean and Healthy Environment - Use of non renewable energy sources is reduced. (07/08/2009)**

**Measures - Base View**

	<b>Actual</b>	<b>Target</b>	<b>VAR</b>
Gallons of fuel used (PW)	9,671 Gallons	n/a	n/a

**Charts**



**Comments**

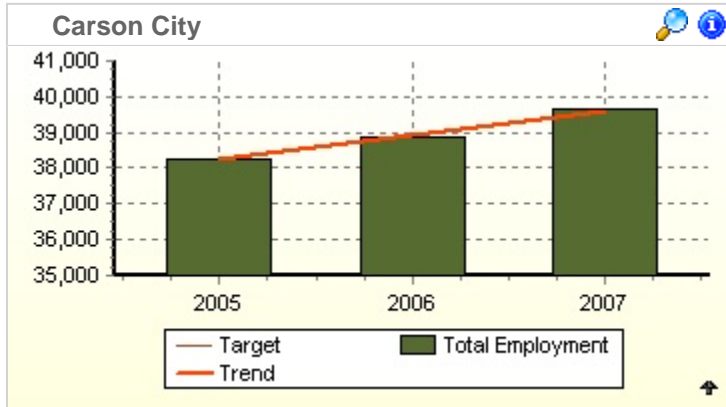
**07/08/2009 Ritter, Linda** This space may be used to provide updates regarding initiatives and other activities underway to reduce fuel consumption.

**Initiatives**

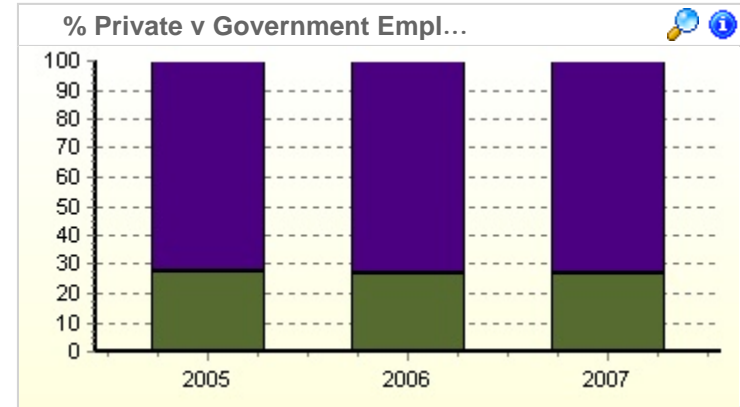
	\$	🕒	%	Status
Solar energy retrofit program	n/a	n/a	n/a	n/a

A Vibrant, Diverse and Sustainable Economy - Economic diversity, job growth and local business support...

Charts



Charts

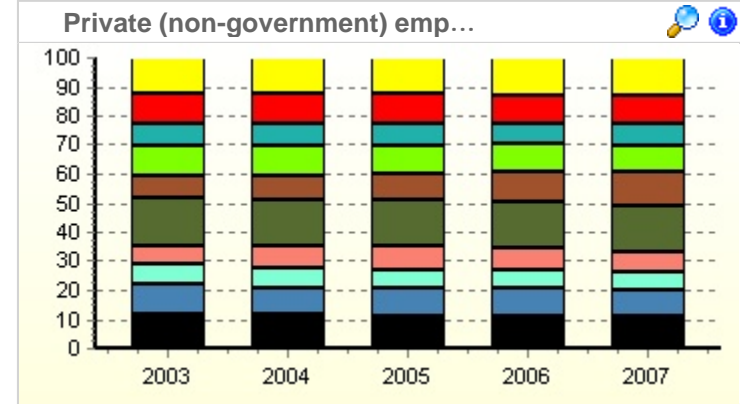


Comments

07/08/2009  
Ritter, Linda

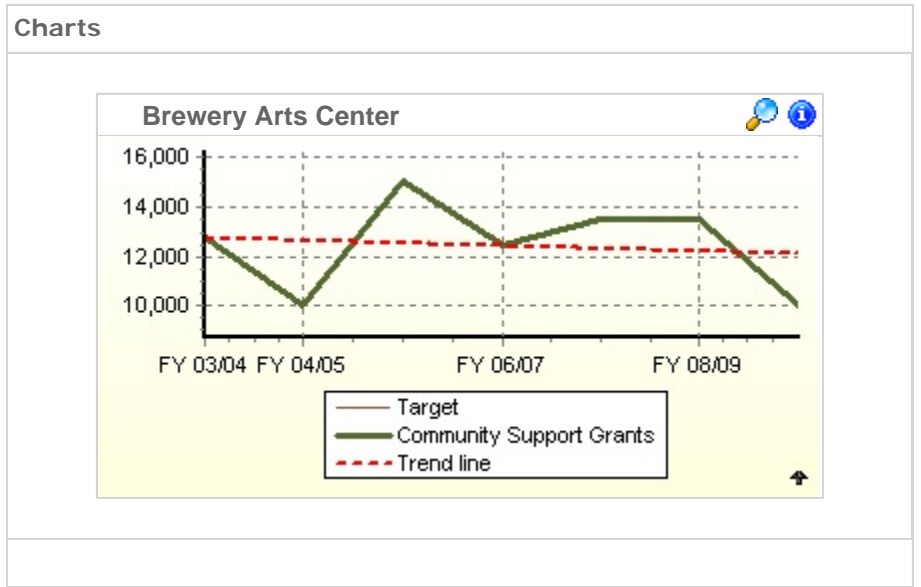
The information presented in these charts come from the US Department of Commerce, Bureau of Economic Analysis.

Charts



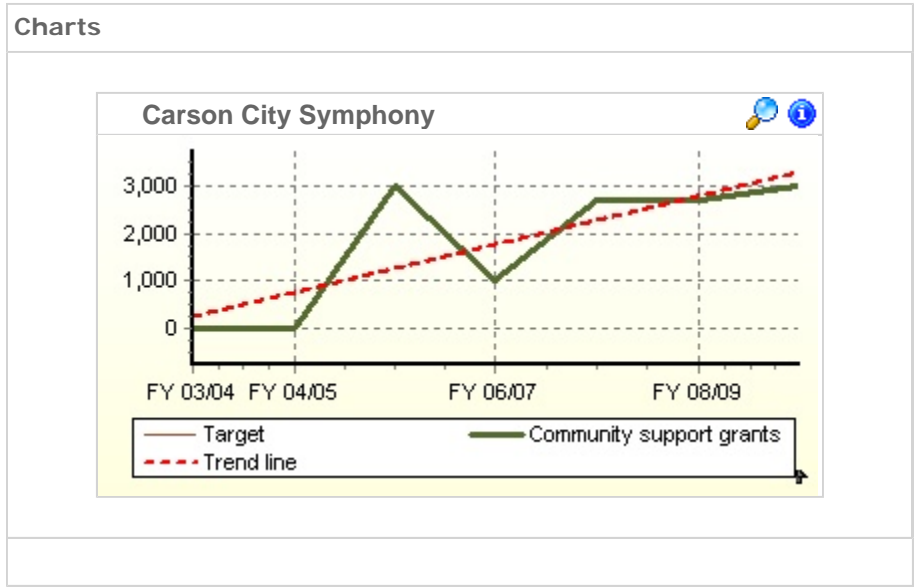
**A Community Rich in History, Culture and the Arts. - History, Culture and the Arts (07/08/2009)**

Initiatives	\$	🏠	%	Status
Creation of a five-year strategic plan for the Carson City Cultural Commission	n/a	n/a	n/a	n/a
Bob Boldrick Theater Renovation Project	n/a	n/a	n/a	n/a



### Comments

**07/08/2009 Ritter, Linda** This page may be used to provide updates on activities underway to support historic preservation, culture and the arts.

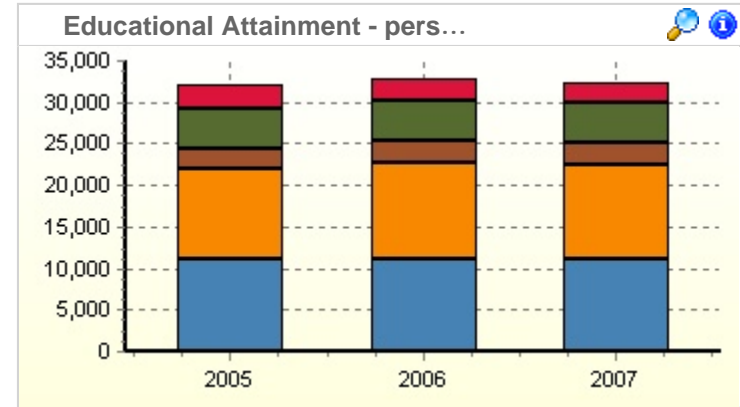


**A community dedicated to excellence in education - Supporting literacy and education (07/08/2009)**

**Measures - Base View**

	<b>Actual</b>	<b>Target</b>	<b>VAR</b>
Carson City Educational Attainment - % of persons over 25 with high school diploma.	83 %	n/a	n/a
Carson City Educational Attainment - % of persons over 25 with college level degree.	26 %	n/a	n/a

**Charts**



**Comments**


**07/08/2009 Ritter, Linda** Although Carson City as a local government entity is not directly responsible for education, our objective is to support K12 schools and Western Nevada College.

**Comments**

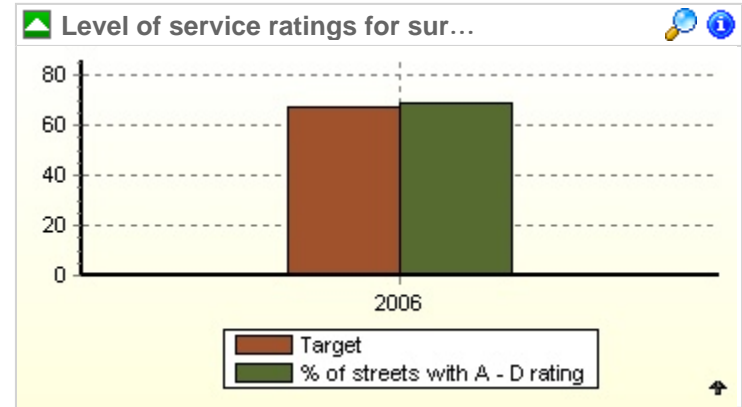
**07/08/2009 Ritter, Linda** Comment from Sara Jones, Carson City Library Director:  
We do a large variety of things to support literacy- all of our preschool, children's and youth programs are literacy based, the hispanic collection and outreach activities to the community to assist in ESL are literacy programs and the computer tutor program is an information literacy activity. We do not have a adult literacy program ourselves although we offer space and support to a large variety of tutors.

**A Physically Connected Community - Adequate roadways accomodate vehicular travel. (07/08/2009)**

**Measures - Base View**

	<b>Actual</b>	<b>Target</b>	<b>VAR</b>
 Level of service ratings for surface transportation (PW)	68.2 %	67.0 %	1.2 %

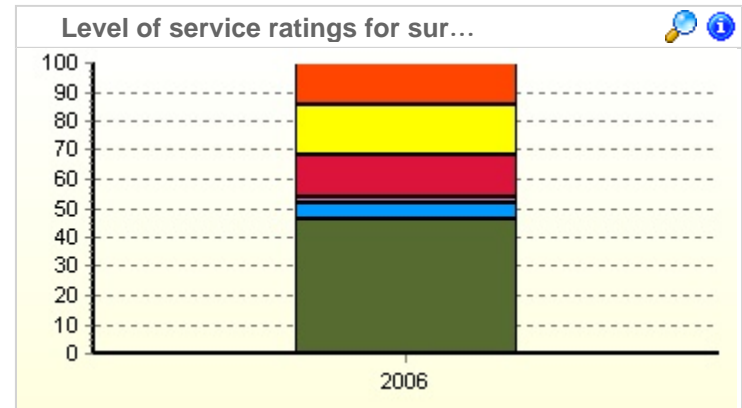
**Charts**



**Comments**


**06/29/2009**      The current percentage of streets with an A - D rating  
**Burnham,**      minimally exceeds the targeted expectations set by  
**Andrew**        the Regional Transportation Commission. These  
                          targets are set according to resource limitations.

**Charts**



A Physically Connected Community - Public transportation is convenient and accessible. (07/08/2009)

Measures - Base View

	Actual	Target	VAR
 JAC Ridership	12,346 Riders	11,114 Riders	1,232 Riders
↳ May 2009			

Charts



Comments

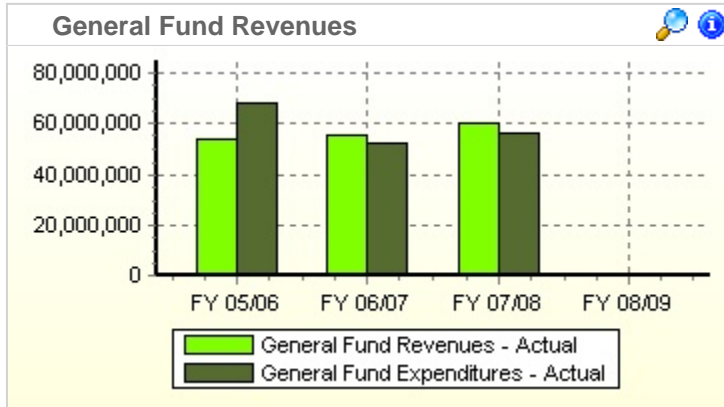
**06/29/2009** Since 2006, JAC ridership has continued to grow. This growth in ridership reduced the costs of transit per ride.  
**Burnham, Andrew**

Charts

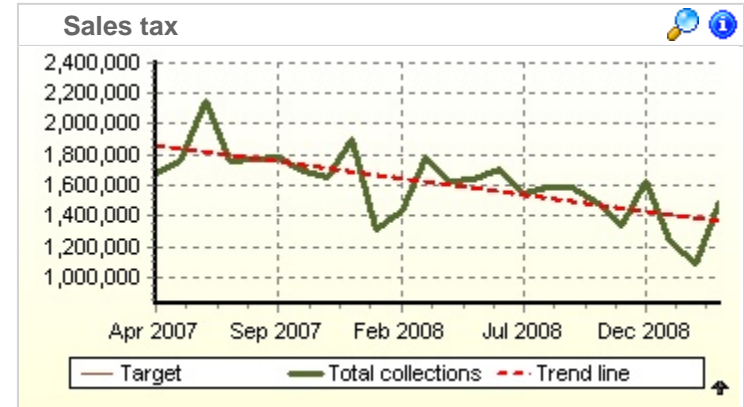


Effective Resource Management - Revenues and expenditures will be managed to insure future financial...

Charts



Charts



Comments

**07/01/2009** The City Manager and Finance Director are monitoring the situation and will be presenting a long-term strategy to the Board by mid-August.  
**Werner, Larry**

Charts

