






**Supporting Material:** Register book of demands and warrants.

**Prepared By:** Janet Busse, Office Supervisor

**Reviewed By:**  Date: 9/6/11  
(City Manager)  
 Date: 9/6/11  
(District Attorney)  
 Date: 9/6/11  
(Finance Director)

**Board Action Taken:**

Motion: \_\_\_\_\_ 1) \_\_\_\_\_ Aye/Nay  
2) \_\_\_\_\_ \_\_\_\_\_  
\_\_\_\_\_  
\_\_\_\_\_  
\_\_\_\_\_

\_\_\_\_\_  
(Vote Recorded By)

CHECK NUMBER	CHECK DATE	VENDOR NUMBER	VENDOR NAME	CHECK AMOUNT
316467	8 12 2011	8227	ALPINE HELICOPTER SERVICE INC.	6,135.00
316885	8 26 2011	525	AT&T	61.45
317073	9 2 2011	525	AT&T	162.63
316945	8 26 2011	13960	GEOCON CONSULTANTS INC.	21,401.88
317114	9 2 2011	13960	GEOCON CONSULTANTS INC.	2,786.75
316566	8 12 2011	6979	JAM SERVICES INC	1,860.00
316465	8 12 2011	100590	A-L SIERRA WELDING PRODUCTS INC	39.80
317064	9 2 2011	100590	A-L SIERRA WELDING PRODUCTS INC	39.80
316870	8 26 2011	100441	ABC FIRE & CYLINDER SERVICE	397.86
317065	9 2 2011	100441	ABC FIRE & CYLINDER SERVICE	299.25
316871	8 26 2011	100440	ABC HEATING & SHEET METAL	1,423.70
316872	8 26 2011	10693	ADMINISTRATIVE OFFICE OF THE COURTS	250.00
316466	8 12 2011	100525	ADT SECURITY SERVICES INC.	228.67
316873	8 26 2011	999911	ADVANCED SEWER TECHNOLOGIES	21.82
317066	9 2 2011	1300	AERATOR SOLUTIONS	9,807.00
316698	8 19 2011	7401	AERVOE INDUSTRIES INC.	.00
316874	8 26 2011	15970	AKERMAN SENTERFITT	6,000.00
316875	8 26 2011	99995	ALEXANDER, RACHEL	74.81
316699	8 19 2011	2664301	ALLIANCEONE	750.00
316700	8 19 2011	1915	ALLIED UNIFORM SALES	111.85
317067	9 2 2011	1915	ALLIED UNIFORM SALES	204.36
316731	8 19 2011	11508	ALLISON, CATHLEEN	300.00
316876	8 26 2011	99998	AMANDA MCGARRY	25.00
316468	8 12 2011	102725	AMERICAN FAMILY LIFE ASSURANCE	354.08
316877	8 26 2011	102725	AMERICAN FAMILY LIFE ASSURANCE	354.08
316469	8 12 2011	10179	AMUNDSON II, ROBERT	57.00
316878	8 26 2011	99998	AMY HALTON	50.00
317068	9 2 2011	3140	ANASTASSATOS, GEORGE	475.00
317053	8 26 2011	2664293	ANDERSEN, DEWEY	270.00
316879	8 26 2011	2601968	ANNABEL, CLYDE	50.00
316701	8 19 2011	999912	ANTHEM BCBS	1,322.00
316470	8 12 2011	104730	APEX PRODUCTS INC.	324.06
316880	8 26 2011	99998	APRIL HUGHES	25.00
316702	8 19 2011	104850	ARAMARK UNIFORM SERVICES	28.30
316881	8 26 2011	104850	ARAMARK UNIFORM SERVICES	697.82
317069	9 2 2011	104850	ARAMARK UNIFORM SERVICES	56.60
316703	8 19 2011	2664445	ARC HEALTH AND WELLNESS	1,953.58
316882	8 26 2011	2664445	ARC HEALTH AND WELLNESS	1,046.52
317070	9 2 2011	2664445	ARC HEALTH AND WELLNESS	1,713.02
316704	8 19 2011	2663577	ARCHER, SHANNON	150.00
317071	9 2 2011	2664814	ARIZONA DEPARTMENT OF REVENUE	638.93
316471	8 12 2011	2663976	ARMAC CONSTRUCTION LLC	4,534.00
316883	8 26 2011	2663976	ARMAC CONSTRUCTION LLC	1,286.00
316472	8 12 2011	2593	ARMSTRONG ESQ, KAY ELLEN	10,892.18
316884	8 26 2011	2593	ARMSTRONG ESQ, KAY ELLEN	500.00
316473	8 12 2011	2664675	ARMSTRONG TEASDALE LLP	7,046.09
317072	9 2 2011	2664675	ARMSTRONG TEASDALE LLP	4,019.25
316705	8 19 2011	15868	ARNOLD MACHINERY COMPANY	10,605.41
316474	8 12 2011	1402795	AT&T	.00

CHECK NUMBER	CHECK DATE	VENDOR NUMBER	VENDOR NAME	CHECK AMOUNT
316475	8 12 2011	1402795	AT&T	.00
316476	8 12 2011	1402795	AT&T	11,695.28
316706	8 19 2011	1402795	AT&T	.00
316707	8 19 2011	1402795	AT&T	879.44
316886	8 26 2011	1402795	AT&T	475.51
317074	9 2 2011	1402795	AT&T	314.03
317075	9 2 2011	2664769	AT&T	19,209.99
316708	8 19 2011	15615	AT&T MOBILITY #287022577661	97.24
316477	8 12 2011	2664649	AT&T MOBILITY #287231786465	161.91
316478	8 12 2011	2663731	AT&T MOBILITY #287231786489	.00
316479	8 12 2011	2663731	AT&T MOBILITY #287231786489	.00
316480	8 12 2011	2663731	AT&T MOBILITY #287231786489	.00
316481	8 12 2011	2663731	AT&T MOBILITY #287231786489	1,336.50
316482	8 12 2011	15698	AT&T MOBILITY #874404305	.00
316483	8 12 2011	15698	AT&T MOBILITY #874404305	.00
316484	8 12 2011	15698	AT&T MOBILITY #874404305	1,114.16
316485	8 12 2011	2664055	AT&T ONENET SERVICE	.00
316486	8 12 2011	2664055	AT&T ONENET SERVICE	41.62
316887	8 26 2011	1402800	AT&T-CENTREX #775 887-2199 5381	.00
316888	8 26 2011	1402800	AT&T-CENTREX #775 887-2199 5381	.00
316889	8 26 2011	1402800	AT&T-CENTREX #775 887-2199 5381	.00
316890	8 26 2011	1402800	AT&T-CENTREX #775 887-2199 5381	.00
316891	8 26 2011	1402800	AT&T-CENTREX #775 887-2199 5381	3,679.30
316709	8 19 2011	2664678	ATKINS NORTH AMERICA INC	12,359.76
316892	8 26 2011	99995	ATKINSON, PATRICIA	93.48
316710	8 19 2011	9202	ATSSA	146.00
316711	8 19 2011	16003	AVIATION MARINE INSURANCE	1,000.00
316487	8 12 2011	2663932	BACK ON TRACK	450.00
316488	8 12 2011	11609	BANK OF AMERICA	426.40
316712	8 19 2011	11609	BANK OF AMERICA	20.00
1000123	8 25 2011	12086	BANK OF AMERICA	530,003.51
316893	8 26 2011	99995	BARTAK, MATT L	120.00
317076	9 2 2011	15144	BELT, KIM	76.61
316713	8 19 2011	14827	BELT, STACEY	56.61
316894	8 26 2011	15963	BHC CONSULTANTS LLC	3,140.82
316714	8 19 2011	2664317	BI-STATE PROPANE	535.55
316489	8 12 2011	2937	BIANCHI, BEN	34.97
316490	8 12 2011	2664183	BIELAT M.A.MFT, KELLY	810.00
316491	8 12 2011	14672	BIMBO BAKERIES USA	213.30
316715	8 19 2011	14672	BIMBO BAKERIES USA	432.00
317077	9 2 2011	14672	BIMBO BAKERIES USA	432.00
316492	8 12 2011	2911	BING'S MATERIALS	2,076.77
316895	8 26 2011	13561	BISBEE, PATRICIA	1,251.25
316716	8 19 2011	15894	BLACK & VEATCH CORPORATION	3,576.25
317078	9 2 2011	15894	BLACK & VEATCH CORPORATION	4,378.00
316896	8 26 2011	3663	BOARD OF REGENTS	33.25
316717	8 19 2011	999913	BOKKA, LAXMI	338.00
317079	9 2 2011	2664399	BOUNCERZ INC	300.00
316718	8 19 2011	13435	BOWLING MAMOLA GROUP LLC.	3,805.00

CHECK NUMBER	CHECK DATE	VENDOR NUMBER	VENDOR NAME	CHECK AMOUNT
316493	8 12 2011	2664394	BRAINFUSE, INC	14,540.00
316897	8 26 2011	2664363	BRIGGS, PATRICIA	748.00
317080	9 2 2011	9255	BRINSON, BETTY	450.00
316494	8 12 2011	7995	BROOKS, WILLIAM MURRAY	4,104.00
316898	8 26 2011	99995	BROWN, ROBERT L	55.29
316495	8 12 2011	11618	BRUNO, JOE	264.01
317081	9 2 2011	11618	BRUNO, JOE	379.07
317082	9 2 2011	2664807	BURKHART, JORDAN	328.12
316899	8 26 2011	10188	BURNHAM, ANDREW	121.98
316497	8 12 2011	300300	CAD PEST CONTROL SERVICES INC	250.00
316720	8 19 2011	300300	CAD PEST CONTROL SERVICES INC	130.00
316721	8 19 2011	2663868	CANNIZZARO, MATTHEW	30.00
317083	9 2 2011	2663868	CANNIZZARO, MATTHEW	100.00
316722	8 19 2011	5533	CANYON CREEK CONSTRUCTION INC.	6,749.07
316900	8 26 2011	5533	CANYON CREEK CONSTRUCTION INC.	824.73
317084	9 2 2011	13911	CAPITAL CITY ARTS INITIATIVE	4,250.00
316498	8 12 2011	7745	CAPITAL CITY AUTO & TRUCK PARTS	60.35
316723	8 19 2011	7745	CAPITAL CITY AUTO & TRUCK PARTS	45.99
316901	8 26 2011	7745	CAPITAL CITY AUTO & TRUCK PARTS	95.94
317085	9 2 2011	7745	CAPITAL CITY AUTO & TRUCK PARTS	68.18
316499	8 12 2011	2664673	CAPITAL CITY COUNSELING	100.00
316902	8 26 2011	3923	CAPITAL CITY LIQUIDATORS INC.	150.00
316724	8 19 2011	301600	CAPITAL GLASS INC.	840.00
316500	8 12 2011	302300	CAPITOL REPORTERS	445.00
316725	8 19 2011	16011	CARDINAL HEALTH	1,672.26
316903	8 26 2011	16011	CARDINAL HEALTH	980.77
316726	8 19 2011	999912	CARMELO LOPICCOLO	265.83
316501	8 12 2011	13411	CAROLLO ENGINEERS	8,722.15
317086	9 2 2011	13411	CAROLLO ENGINEERS	7,144.97
316727	8 19 2011	999913	CARSON CITY AIRPORT AUTHORITY	300.00
317087	9 2 2011	303345	CARSON CITY AIRPORT AUTHORITY	147,075.70
316904	8 26 2011	304200	CARSON CITY D.A.'S OFFICE	128.00
316502	8 12 2011	6	CARSON CITY DEPUTY SHERIFF'S	1,898.93
316905	8 26 2011	6	CARSON CITY DEPUTY SHERIFF'S	1,898.93
316503	8 12 2011	4	CARSON CITY EMPLOYEES ASSN.	1,605.50
316906	8 26 2011	4	CARSON CITY EMPLOYEES ASSN.	1,605.50
316504	8 12 2011	6609	CARSON CITY FIRE DEPT.	60.00
316907	8 26 2011	6609	CARSON CITY FIRE DEPT.	60.00
316505	8 12 2011	5	CARSON CITY FIRE FIGHTERS ASSN.	2,729.50
316908	8 26 2011	5	CARSON CITY FIRE FIGHTERS ASSN.	2,729.50
316728	8 19 2011	10998	CARSON CITY INN	450.00
316909	8 26 2011	10998	CARSON CITY INN	500.00
316506	8 12 2011	15236	CARSON CITY SCHOOL DISTRICT	109,433.00
316910	8 26 2011	304450	CARSON CITY SENIOR CITIZENS CENTER	177.96
316507	8 12 2011	12	CARSON CITY SHERIFF'S	600.00
316911	8 26 2011	12	CARSON CITY SHERIFF'S	600.00
316912	8 26 2011	14284	CARSON HIGH SCHOOL	80.00
317088	9 2 2011	5789	CARSON PINES APTS.	500.00
317089	9 2 2011	7944	CARSON PUMP LLC	8,480.00

CHECK NUMBER	CHECK DATE	VENDOR NUMBER	VENDOR NAME	CHECK AMOUNT
316913	8 26 2011	9930	CARSON SMALL ENGINES INC.	62.08
316729	8 19 2011	307862	CARSON VALLEY OIL CO	135.00
316508	8 12 2011	307900	CARSON WATER SUB-CONSERVANCY DIST.	45,971.64
316914	8 26 2011	307900	CARSON WATER SUB-CONSERVANCY DIST.	34,388.29
316730	8 19 2011	9980	CASA OF CARSON CITY INC	25,000.00
316915	8 26 2011	9980	CASA OF CARSON CITY INC	250.00
317090	9 2 2011	15536	CASE, JAMES	100.00
316719	8 19 2011	12212	CATHY BRUNO	125.00
316509	8 12 2011	2664718	CAUHAPE, VALERIE	56.61
317091	9 2 2011	7750	CCSO SPECIAL INVESTIGATIVE FUND	222.08
316510	8 12 2011	304626	CCSO TRAVEL IMPREST ACCOUNT	.00
316511	8 12 2011	304626	CCSO TRAVEL IMPREST ACCOUNT	2,317.00
316732	8 19 2011	304626	CCSO TRAVEL IMPREST ACCOUNT	992.33
317092	9 2 2011	304626	CCSO TRAVEL IMPREST ACCOUNT	420.00
316512	8 12 2011	14224	CEI ALARM	312.00
316733	8 19 2011	2664463	CHANEY, JOSH	40.00
317093	9 2 2011	2664463	CHANEY, JOSH	140.00
316513	8 12 2011	12033	CHARTER COMMUNICATIONS	568.29
316916	8 26 2011	12033	CHARTER COMMUNICATIONS	8.32
317094	9 2 2011	12033	CHARTER COMMUNICATIONS	359.57
316917	8 26 2011	2664730	CHARTER MEDIA-WEST	270.00
316514	8 12 2011	2663399	CHEVRON AND TEXACO BUSINESS CARD	352.79
316515	8 12 2011	999916	CHINA SPRING YOUTH CAMP	30.00
316918	8 26 2011	840	CHRISTY VAULT COMPANY INC	5,316.00
317189	9 2 2011	15439	CINDY TALIA	100.00
316919	8 26 2011	15953	CINTAS FIRST AID AND SAFETY	72.81
316920	8 26 2011	2664498	CITRIX ONLINE LLC	72.75
316516	8 12 2011	12899	CLASSIC OPTION LLC.	1,000.00
317095	9 2 2011	12899	CLASSIC OPTION LLC.	1,000.00
316735	8 19 2011	8537	CLEAR SOLUTIONS WEST	2,933.00
316921	8 26 2011	2663842	CLINICAL PHARMACY CONSULTANTS INC	225.00
316517	8 12 2011	4212	COAST TO COAST COMPUTER PRODUCTS	3,860.26
317096	9 2 2011	2664813	COLORADO DEPARTMENT OF TREASURY	157.68
316518	8 12 2011	15332	COMMAND CENTER INC	25.00
316736	8 19 2011	2547	COMMUNITY COUNSELING CENTER	6,392.39
316922	8 26 2011	2547	COMMUNITY COUNSELING CENTER	1,862.77
317097	9 2 2011	2547	COMMUNITY COUNSELING CENTER	600.00
316737	8 19 2011	15638	COMPUTER ARTISTRY	1,000.00
317098	9 2 2011	15638	COMPUTER ARTISTRY	1,000.00
316519	8 12 2011	8826	CONSTRUCTION SEALANTS SUPPLY INC	22,095.00
316738	8 19 2011	8826	CONSTRUCTION SEALANTS SUPPLY INC	80.37
316923	8 26 2011	8377	CONTRI CONSTRUCTION COMPANY	794,142.09
316520	8 12 2011	314514	CONWAY COMMUNICATIONS	294.00
316521	8 12 2011	99995	COONEY, JOHN	66.28
316522	8 12 2011	2664667	CORBIT, JUNE	45.90
316924	8 26 2011	2664731	COST CONTROL ASSOCIATES, INC	41.01
316523	8 12 2011	999915	COSTCO	50.00
316524	8 12 2011	11375	COSTCO WHOLESALE	1,370.43
316739	8 19 2011	11375	COSTCO WHOLESALE	344.33

CHECK NUMBER	CHECK DATE	VENDOR NUMBER	VENDOR NAME	CHECK AMOUNT
316925	8 26 2011	11375	COSTCO WHOLESALE	1,194.43
317099	9 2 2011	11375	COSTCO WHOLESALE	780.30
316525	8 12 2011	8297	COTTON, MAXINE	100.00
317100	9 2 2011	8297	COTTON, MAXINE	50.00
316741	8 19 2011	1403785	CRIMINAL HISTORY REPOSITORY	1,127.00
316526	8 12 2011	999915	CROSS, JOSEPH	100.00
317102	9 2 2011	999915	CROSS, JOSEPH	100.00
316527	8 12 2011	99995	DAILEY, DOLORES B	83.81
316528	8 12 2011	999913	DALOS GRAF	50.00
316926	8 26 2011	99998	DANIEL TOROK	25.00
316927	8 26 2011	2663107	DANNAN, ED	522.54
317103	9 2 2011	8568	DATA GRAPHICS	558.00
316742	8 19 2011	12071	DEPT OF AGRICULTURE	300.00
316529	8 12 2011	1909420	DEPT OF CORRECTIONS-INMATE SERVICES	3,009.75
316530	8 12 2011	1909620	DEPT OF EMPLOYMENT, TRAINING &	36,326.51
316928	8 26 2011	6033	DEPT OF INFORMATION TECHNOLOGY	332.22
316531	8 12 2011	15946	DEPT OF PUBLIC SAFETY	241.50
317104	9 2 2011	401175	DESERT HILLS VIDEO SECURITY SYSTEMS	24.99
316743	8 19 2011	999912	DIANNAH MILLER	75.00
316929	8 26 2011	8829	DKS ASSOCIATES	9,375.00
317105	9 2 2011	8829	DKS ASSOCIATES	20,770.00
317106	9 2 2011	2664378	DONNAN, BRENDEN	170.00
316532	8 12 2011	9887	DONNELLY, MATT	255.00
316744	8 19 2011	402198	DOUGLAS COUNTY SHERIFF DEPT.	12,237.94
316745	8 19 2011	2664577	DOUGLAS COUNTY TREASURER	514,339.96
317107	9 2 2011	2664577	DOUGLAS COUNTY TREASURER	161,628.69
316533	8 12 2011	2664797	DRESCHER, STEVE	255.00
316930	8 26 2011	2664797	DRESCHER, STEVE	482.13
316931	8 26 2011	2663139	EASYPERMIT POSTAGE	2,676.31
316746	8 19 2011	2663067	ECO-DRY CARPET CLEANING	100.00
317108	9 2 2011	2663067	ECO-DRY CARPET CLEANING	230.96
316747	8 19 2011	2664167	EDIBLE RENO-TAHOE	1,300.00
316534	8 12 2011	999916	EMPIRE WASTE SYSTEMS	1,000.00
317109	9 2 2011	2664808	ERICKSON, RYATT	764.75
316765	8 19 2011	1001175	ERIK R. JOHNSON ESQ.	1,550.00
316966	8 26 2011	1001175	ERIK R. JOHNSON ESQ.	3,270.00
317110	9 2 2011	999915	ERVEN, CHRISTINE	100.00
316932	8 26 2011	600555	FEDEX	83.89
316535	8 12 2011	999915	FERDINANDO, DANIEL L	50.00
316536	8 12 2011	1801500	FERGUSON ENTERPRISES INC	213.09
316748	8 19 2011	1801500	FERGUSON ENTERPRISES INC	442.64
316933	8 26 2011	1801500	FERGUSON ENTERPRISES INC	163.39
316537	8 12 2011	999915	FETHER, TIFFANY	30.00
316538	8 12 2011	5260	FINEST FENCE LLC	1,150.00
316749	8 19 2011	5260	FINEST FENCE LLC	1,125.00
316934	8 26 2011	5260	FINEST FENCE LLC	1,100.00
316935	8 26 2011	2664803	FIRE MANAGEMENT CONSULTANT	10,000.00
316936	8 26 2011	2664368	FIRESIDE INVESTORS, LLC	9,099.40
316937	8 26 2011	2664751	FIRKIN PUBS	2,140.00

CHECK NUMBER	CHECK DATE	VENDOR NUMBER	VENDOR NAME	CHECK AMOUNT
316539	8 12 2011	1905365	FIRST CHOICE SERVICES	12.90
316750	8 19 2011	1905365	FIRST CHOICE SERVICES	34.95
316938	8 26 2011	1905365	FIRST CHOICE SERVICES	38.75
316939	8 26 2011	99995	FIRST PRESTON MANAGEMENT	9.44
316940	8 26 2011	2664423	FISH	25,705.50
317111	9 2 2011	601475	FITZHENRY'S FUNERAL HOME	1,100.00
316941	8 26 2011	99995	FLANDERS, JOHN A	46.47
316540	8 12 2011	2664595	FLOHR, GEORGE	400.00
317112	9 2 2011	2664595	FLOHR, GEORGE	400.00
316541	8 12 2011	15066	FLORENCE, MYLA	200.00
316751	8 19 2011	15066	FLORENCE, MYLA	200.00
316942	8 26 2011	15066	FLORENCE, MYLA	200.00
316943	8 26 2011	3884	FOOD DISTRIBUTION PROGRAM	7.50
316944	8 26 2011	99995	FORSBERG, MARK	25.20
316752	8 19 2011	999913	FRANCO. ELSY	338.00
316542	8 12 2011	14557	FUTURE COMPUTER TECHNOLOGIES, INC	170.00
317113	9 2 2011	14557	FUTURE COMPUTER TECHNOLOGIES, INC	380.78
316753	8 19 2011	99994	GERALD GARDNER	65.00
316543	8 12 2011	3491	GIOMI, ROBERT S.	229.00
316544	8 12 2011	2664515	GIS INFORMATION SYSTEMS INC	1,380.00
316754	8 19 2011	2663199	GLOBALSTAR USA	27.62
317115	9 2 2011	6921	GNOMON INC.	2,300.00
316545	8 12 2011	999915	GO WIRELESS	200.00
316546	8 12 2011	14406	GODTFREDSEN, CAROL	118.77
317116	9 2 2011	999915	GOLD DUST WEST	55.00
316755	8 19 2011	11218	GREAT BASIN INSTITUTE	9,999.81
316547	8 12 2011	999916	GRIZZLEYS RV STORAGE	500.00
316548	8 12 2011	13950	GROUP 1 SOLUTIONS INC.	4,914.00
316946	8 26 2011	14287	GUDMUNDSON, BLAKE	1,108.25
316549	8 12 2011	2664371	GUINN, TOM	20.00
316756	8 19 2011	2664799	HALE, LAURA	3,000.00
316550	8 12 2011	15411	HAMMOND NIC, BETTY A	215.00
316757	8 19 2011	2664540	HAYNES, FRANKIE	52.17
316551	8 12 2011	2664628	HAYNIE, KATHLEEN	73.26
317117	9 2 2011	3030	HDR INC.	78,914.50
316758	8 19 2011	2664758	HELLECKSON, MATT	125.00
317118	9 2 2011	2664758	HELLECKSON, MATT	605.00
316759	8 19 2011	2664263	HENRY, JUNE	56.61
316760	8 19 2011	6945	HIGH SIERRA BUSINESS SYSTEMS INC	98.00
316552	8 12 2011	999916	HOLCOMB, CHRISTY	85.88
316947	8 26 2011	99998	HOLLY JENSEN	25.00
316948	8 26 2011	2664800	HOLSTEIN FOUNDATION	4.75
316949	8 26 2011	2664589	HORIZON BEHAVIORAL SERVICES LLC	1,387.00
317119	9 2 2011	14371	HORIZON CONSTRUCTION INC.	3,225.00
316553	8 12 2011	2664801	HOWELL, MONTE J	121.90
316950	8 26 2011	15572	HR SIMPLIFIED	661.80
316554	8 12 2011	99995	HUDSON, BETTY S	13.44
316761	8 19 2011	804790	HYDRAULIC INDUSTRIAL SERVICES	75.60
316555	8 12 2011	8000	HYDRO TECH INC.	1,743.00



CHECK NUMBER	CHECK DATE	VENDOR NUMBER	VENDOR NAME	CHECK AMOUNT
316556	8 12 2011	2664748	IBARRA, KELLY	50.84
317120	9 2 2011	2664812	IDAHO TREASURER'S OFFICE	241.75
316557	8 12 2011	9501	IKON OFFICE SOLUTIONS	880.87
316558	8 12 2011	16004	IKON OFFICE SOLUTIONS	184.03
316762	8 19 2011	9501	IKON OFFICE SOLUTIONS	701.00
316951	8 26 2011	9501	IKON OFFICE SOLUTIONS	1,389.00
316559	8 12 2011	2664795	IMAGE QUEST CONSULTING	500.00
316560	8 12 2011	3789	IMPERIAL APARTMENTS	275.00
316952	8 26 2011	3789	IMPERIAL APARTMENTS	475.00
316561	8 12 2011	999916	IMPSON, CARA	200.00
317121	9 2 2011	7067	INDUSTRIAL SERVICES	295.00
316562	8 12 2011	2664794	INFORMATION DISPLAY COMPANY	20,787.00
316953	8 26 2011	2663516	INTEGRA TELECOM	.00
316954	8 26 2011	2663516	INTEGRA TELECOM	.00
316955	8 26 2011	2663516	INTEGRA TELECOM	.00
316956	8 26 2011	2663516	INTEGRA TELECOM	.00
316957	8 26 2011	2663516	INTEGRA TELECOM	.00
316958	8 26 2011	2663516	INTEGRA TELECOM	.00
316959	8 26 2011	2663516	INTEGRA TELECOM	.00
316960	8 26 2011	2663516	INTEGRA TELECOM	.00
316961	8 26 2011	2663516	INTEGRA TELECOM	.00
316962	8 26 2011	2663516	INTEGRA TELECOM	.00
316963	8 26 2011	2663516	INTEGRA TELECOM	1,882.60
316563	8 12 2011	14025	INTEGRITY PEST MANAGEMENT LLC	595.00
316564	8 12 2011	8274	INTERMOUNTAIN SLURRY SEAL INC	64,699.47
316964	8 26 2011	8274	INTERMOUNTAIN SLURRY SEAL INC	1,997.32
317122	9 2 2011	13924	J S FOSTER PLUMBING AND HEATING	1,986.00
316565	8 12 2011	1151	J.P. COPOULOS ARCHITECT	5,146.00
316571	8 12 2011	2664732	J&L PICHON TRUST	500.00
316655	8 12 2011	2663268	JACOB RICKS	200.00
316763	8 19 2011	99994	JAY OLSHEN	20.00
316965	8 26 2011	99998	JEFF HAWKINS	25.00
316764	8 19 2011	999911	JENNCORE	37.72
317171	9 2 2011	2664806	JIM SHIRK	53.25
316567	8 12 2011	3448	JOHNSON-PERKINS & ASSOCIATES INC.	9,500.00
316766	8 19 2011	3448	JOHNSON-PERKINS & ASSOCIATES INC.	550.00
316568	8 12 2011	2664749	JOHNSON, DAVE	56.61
316767	8 19 2011	2663922	JOHNSON, DESIREE	70.00
316768	8 19 2011	2663680	JOHNSTON, JASON	60.00
317123	9 2 2011	2663680	JOHNSTON, JASON	740.00
316771	8 19 2011	99994	JUDITH JEMTEGAARD	65.00
316569	8 12 2011	99995	KAHLER, LILLA	13.17
316769	8 19 2011	2664728	KARLA JOHNSTON	260.00
316772	8 19 2011	999913	KARSON KRUZERS	338.00
317124	9 2 2011	999913	KARSON KRUZERS	150.00
316773	8 19 2011	99994	KATHLEEN NICHOLS	65.00
316774	8 19 2011	2664383	KAUTZ ENVIRONMENTAL CONSULTANTS INC	3,539.00
316775	8 19 2011	4868	KELLY SERVICES INC.	230.94
316570	8 12 2011	2663233	KEY, ADRIANNE	20.56

CHECK NUMBER	CHECK DATE	VENDOR NUMBER	VENDOR NAME	CHECK AMOUNT
316968	8 26 2011	999911	KIDDOTHERAPY LLC	24.46
316969	8 26 2011	99998	KIMBERLY BARTHOLOMEW	25.00
317125	9 2 2011	15051	KIZOR LLC, BRENDA R	300.00
316572	8 12 2011	2664789	KNIGHT TRUCKING	525.00
316573	8 12 2011	2664454	KOCH ELEVATOR CO	405.88
316776	8 19 2011	2664454	KOCH ELEVATOR CO	702.75
316970	8 26 2011	2664454	KOCH ELEVATOR CO	8,879.92
316574	8 12 2011	2664274	KOCOUR, RUTH ANNE	75.00
316777	8 19 2011	999912	KRISTI JOHNSON	70.00
316971	8 26 2011	99995	KRUSE, RICHARD T	55.00
316778	8 19 2011	2664710	LA STUDIO LLC	6,230.70
317126	9 2 2011	999915	LABOR FINDERS	150.00
316575	8 12 2011	13164	LANDSCAPE MAINTENANCE SERVICES LLC	1,120.00
316576	8 12 2011	999916	LANGE, RICHARD	394.80
316779	8 19 2011	999913	LANGSON-VEITCH, GLAYEDS	115.00
316972	8 26 2011	2664805	LAW OFFICE OF WAYNE CHIMARUSTI	3,910.13
317127	9 2 2011	999915	LAYTON, EVA	400.00
316973	8 26 2011	99998	LEAH LAMBORN	25.00
316577	8 12 2011	13972	LEARNINGEXPRESS LLC	2,188.00
316974	8 26 2011	2663584	LEGISLATIVE COUNSEL BUREAU	1,910.19
317128	9 2 2011	2663584	LEGISLATIVE COUNSEL BUREAU	77.85
317129	9 2 2011	999915	LEON, VICTOR	120.00
316975	8 26 2011	2664754	LEWIS, VERNA	350.40
316578	8 12 2011	14716	LIFE'S JOURNEY	1,200.00
316780	8 19 2011	14716	LIFE'S JOURNEY	1,200.00
316976	8 26 2011	14716	LIFE'S JOURNEY	2,400.00
316579	8 12 2011	14026	LOUIS BERGER GROUP INC.	14,928.57
316977	8 26 2011	14026	LOUIS BERGER GROUP INC.	2,890.71
317130	9 2 2011	15900	LOYOLA, ISRAEL	450.00
316781	8 19 2011	1203300	LUMOS & ASSOCIATES INC.	3,349.00
317131	9 2 2011	1203300	LUMOS & ASSOCIATES INC.	3,221.00
316782	8 19 2011	14887	LYON COUNTY SHERIFF'S OFFICE	11,471.47
316580	8 12 2011	15895	MANHARD CONSULTING LTD	51,691.50
316783	8 19 2011	15895	MANHARD CONSULTING LTD	8,576.83
316978	8 26 2011	15895	MANHARD CONSULTING LTD	1,382.50
316784	8 19 2011	11197	MANUFACTURED HOUSING DIVISION	10.00
316581	8 12 2011	1301475	MATTHEW BENDER & CO. INC.	49.47
316785	8 19 2011	12077	MCELLISTREM PHD., JOSEPH E.	5,416.66
316582	8 12 2011	11613	MCMORRIS, STEVEN D.	.00
316979	8 26 2011	11613	MCMORRIS, STEVEN D.	1,498.76
317132	9 2 2011	2664759	MEAD, GAGE	340.00
316583	8 12 2011	1302555	MEDCARE PHARMACY	49.77
316786	8 19 2011	1302555	MEDCARE PHARMACY	178.65
316980	8 26 2011	1302555	MEDCARE PHARMACY	107.08
317133	9 2 2011	1302555	MEDCARE PHARMACY	.00
317134	9 2 2011	1302555	MEDCARE PHARMACY	535.24
316787	8 19 2011	2663369	MEDSCHOOL ASSOC. NORTH, PATHOLOGY	160.00
316981	8 26 2011	99998	MEGHAN LOCHRIDGE	25.00
317135	9 2 2011	2663908	MENDOZA JR, SILVERIO	320.00

CHECK NUMBER	CHECK DATE	VENDOR NUMBER	VENDOR NAME	CHECK AMOUNT
316788	8 19 2011	2664208	MENDOZA, BRIAN	590.97
316789	8 19 2011	15267	METTA TECHNOLOGIES, INC.	33,367.00
316584	8 12 2011	2663992	MEYER, CECILIA	55.50
316585	8 12 2011	2664640	MFB REGENCY	600.00
316790	8 19 2011	2664640	MFB REGENCY	725.00
317136	9 2 2011	2664434	MIKE WILLAMAN RR TRACK CONSTRUCTION	13,375.00
316791	8 19 2011	2664760	MILLER, JOHN	90.00
317137	9 2 2011	2664760	MILLER, JOHN	20.00
316982	8 26 2011	10934	MOM & POP'S	1,176.93
316792	8 19 2011	99995	MORRISSEY, JERRY	5.48
317138	9 2 2011	5572	MOTION PICTURE LICENSING CORP.	677.04
316983	8 26 2011	2664364	MUND, STEPHEN	118.40
317139	9 2 2011	999915	MUNOZ, ARCADIA	100.00
316793	8 19 2011	15840	MUTUAL OF OMAHA INSURANCE CO	1,424.64
317140	9 2 2011	15840	MUTUAL OF OMAHA INSURANCE CO	1,475.47
316794	8 19 2011	13097	MV CONTRACT TRANSPORTATION	40,899.88
316795	8 19 2011	11969	MWH LABORATORIES	7,744.00
317141	9 2 2011	11969	MWH LABORATORIES	2,808.00
316984	8 26 2011	99995	MYERS, GREGORY W	20.27
316586	8 12 2011	2664088	NAKOMA INVESTMENTS LLC	600.00
316796	8 19 2011	14132	NATIONAL BUSINESS FACTORS INC.	856.14
316985	8 26 2011	99995	NATIONAL REAL ESTATE SERVICE	129.72
316986	8 26 2011	99995	NATIONAL REAL ESTATE SERVICE	150.00
316987	8 26 2011	99995	NATIONAL REAL ESTATE SERVICE	96.32
316988	8 26 2011	99995	NATIONAL REAL ESTATE SERVICE	30.40
317142	9 2 2011	11201	NATIONAL RECREATION & PARK ASSOC	1,617.00
316989	8 26 2011	2664804	NATIONAL STRIPING COMPANY	20,584.64
316587	8 12 2011	2664352	NET TRANSCRIPT INC	31.50
316797	8 19 2011	2664352	NET TRANSCRIPT INC	283.50
316734	8 19 2011	2663987	NEVADA ASSESSOR'S ASSOCIATION	350.00
316990	8 26 2011	11515	NEVADA ASSESSORS' ASSOCIATION	100.00
316588	8 12 2011	3196	NEVADA BLUE LTD.	225.80
316798	8 19 2011	3196	NEVADA BLUE LTD.	234.35
316991	8 26 2011	3196	NEVADA BLUE LTD.	115.74
317143	9 2 2011	3196	NEVADA BLUE LTD.	47.40
317144	9 2 2011	13498	NEVADA COMMISSION ON ETHICS	3,703.97
316589	8 12 2011	7798	NEVADA DIV. OF ENVIRON. PROTECTION	200.00
317145	9 2 2011	7798	NEVADA DIV. OF ENVIRON. PROTECTION	4,610.00
316590	8 12 2011	6051	NEVADA FITNESS LLC	240.00
316799	8 19 2011	999913	NEVADA INDIAN COMMISSION	86.00
316992	8 26 2011	15181	NEVADA JOHNS LLC	786.00
317146	9 2 2011	15181	NEVADA JOHNS LLC	1,816.82
316800	8 19 2011	1404719	NEVADA PRESORT	25.44
317147	9 2 2011	1404719	NEVADA PRESORT	126.57
317148	9 2 2011	3860	NEVADA RECREATION & PARK SOCIETY	510.00
317149	9 2 2011	3937	NEVADA RURAL COUNTIES RSVP	3,350.00
316801	8 19 2011	10195	NEVADA RURAL HOUSING AUTHORITY	90.00
316496	8 12 2011	2664556	NEVADA STATE HEALTH DIVISION	90.00
316993	8 26 2011	1406200	NEVADA STATE PUBLIC DEFENDER	244,730.95

CHECK NUMBER	CHECK DATE	VENDOR NUMBER	VENDOR NAME	CHECK AMOUNT
316591	8 12 2011	1778	NEVADA STATE TREASURER	32.00
316994	8 26 2011	1778	NEVADA STATE TREASURER	32.00
317150	9 2 2011	11154	NEVADA UNCLAIMED PROPERTY	33,918.68
316995	8 26 2011	99998	NICHOLAS MOEN	25.00
316996	8 26 2011	1407342	NIELSON, DAVID I.	300.00
317151	9 2 2011	2664761	NITZEL, CHERAE	250.00
316592	8 12 2011	999916	NOLLET, DEANNA	200.00
316802	8 19 2011	2664802	NORTH LYON CO FIRE PROTECTION DIST	295.00
316997	8 26 2011	1407709	NORTHERN NEVADA DEVELOPMENT AUTH.	24,000.00
316803	8 19 2011	15276	NORTHERN NEVADA EXCAVATING INC	39,206.25
317152	9 2 2011	15276	NORTHERN NEVADA EXCAVATING INC	81,134.24
316593	8 12 2011	2664390	NORWOOD, AMBER	31.10
316998	8 26 2011	2664621	NOVI & WILKIN	5,080.00
316594	8 12 2011	13957	NV ENERGY	134.43
316595	8 12 2011	1904700	NV ENERGY	.00
316596	8 12 2011	1904700	NV ENERGY	.00
316597	8 12 2011	1904700	NV ENERGY	.00
316598	8 12 2011	1904700	NV ENERGY	11,665.45
316599	8 12 2011	2664798	NV ENERGY	80.00
316600	8 12 2011	2664347	NV ENERGY	.00
316601	8 12 2011	2664347	NV ENERGY	.00
316602	8 12 2011	2664347	NV ENERGY	.00
316603	8 12 2011	2664347	NV ENERGY	.00
316604	8 12 2011	2664347	NV ENERGY	.00
316605	8 12 2011	2664347	NV ENERGY	.00
316606	8 12 2011	2664347	NV ENERGY	.00
316607	8 12 2011	2664347	NV ENERGY	.00
316608	8 12 2011	2664347	NV ENERGY	.00
316609	8 12 2011	2664347	NV ENERGY	.00
316610	8 12 2011	2664347	NV ENERGY	22,944.59
316611	8 12 2011	2664348	NV ENERGY	.00
316612	8 12 2011	2664348	NV ENERGY	.00
316613	8 12 2011	2664348	NV ENERGY	.00
316614	8 12 2011	2664348	NV ENERGY	.00
316615	8 12 2011	2664348	NV ENERGY	.00
316616	8 12 2011	2664348	NV ENERGY	.00
316617	8 12 2011	2664348	NV ENERGY	.00
316618	8 12 2011	2664348	NV ENERGY	.00
316619	8 12 2011	2664348	NV ENERGY	.00
316620	8 12 2011	2664348	NV ENERGY	.00
316621	8 12 2011	2664348	NV ENERGY	.00
316622	8 12 2011	2664348	NV ENERGY	.00
316623	8 12 2011	2664348	NV ENERGY	.00
316624	8 12 2011	2664348	NV ENERGY	25,102.42
316625	8 12 2011	2664349	NV ENERGY	.00
316626	8 12 2011	2664349	NV ENERGY	.00
316627	8 12 2011	2664349	NV ENERGY	.00
316628	8 12 2011	2664349	NV ENERGY	.00
316629	8 12 2011	2664349	NV ENERGY	.00

CHECK NUMBER	CHECK DATE	VENDOR NUMBER	VENDOR NAME	CHECK AMOUNT
316630	8 12 2011	2664349	NV ENERGY	.00
316631	8 12 2011	2664349	NV ENERGY	.00
316632	8 12 2011	2664349	NV ENERGY	110,254.10
316804	8 19 2011	13957	NV ENERGY	64.23
316805	8 19 2011	1904700	NV ENERGY	.00
316806	8 19 2011	1904700	NV ENERGY	511.50
316807	8 19 2011	2664798	NV ENERGY	3,000.00
316999	8 26 2011	13957	NV ENERGY	63.60
317000	8 26 2011	1904700	NV ENERGY	.00
317001	8 26 2011	1904700	NV ENERGY	.00
317002	8 26 2011	1904700	NV ENERGY	.00
317003	8 26 2011	1904700	NV ENERGY	46,420.49
317153	9 2 2011	1904700	NV ENERGY	2,293.93
317154	9 2 2011	2664346	NV ENERGY	53,770.45
316633	8 12 2011	2663928	NV REPORTING LLC	340.00
317004	8 26 2011	2664726	OCE IMAGISTICS INC	118.46
316634	8 12 2011	10018	OFFICE DEPOT INC.	65.98
316808	8 19 2011	10018	OFFICE DEPOT INC.	39.98
317155	9 2 2011	10018	OFFICE DEPOT INC.	4.22
317156	9 2 2011	2664809	OKLAHOMA STATE TREASURER	6.43
316809	8 19 2011	2664414	ON POINT TRANSLATIONS LLC	158.08
316810	8 19 2011	999911	ORMSBY HEIGHTS RESIDENTIAL CAR	20.00
316635	8 12 2011	1500660	OVERHEAD FIRE PROTECTION INC.	1,435.00
317157	9 2 2011	1500660	OVERHEAD FIRE PROTECTION INC.	135.00
316636	8 12 2011	7744	PACIFIC STATES COMMUNICATIONS	712.61
316637	8 12 2011	2663964	PACIFICWEST ENERGY SOLUTIONS INC	53,110.00
316811	8 19 2011	13298	PARKER JR., ROBERT B.	42.10
316812	8 19 2011	2663566	PARTNERSHIP CARSON CITY	3,839.00
317005	8 26 2011	2663566	PARTNERSHIP CARSON CITY	10,776.00
316813	8 19 2011	2664464	PASSALACQUA, STEVEN	30.00
317158	9 2 2011	2664464	PASSALACQUA, STEVEN	550.00
316814	8 19 2011	999912	PATRICIA FIKE	50.00
317006	8 26 2011	13414	PEPSI-COLA	282.00
316638	8 12 2011	2663284	PETERBILT TRUCK PARTS & EQUIP. LLC	65.26
316815	8 19 2011	2663284	PETERBILT TRUCK PARTS & EQUIP. LLC	261.37
317159	9 2 2011	2663284	PETERBILT TRUCK PARTS & EQUIP. LLC	84.35
317007	8 26 2011	15207	PHYSICIAN SELECT MANAGEMENT	18,991.50
316816	8 19 2011	2900	PINTAR, SUSAN R., MD	1,950.00
316817	8 19 2011	11031	PIP PRINTING	90.55
317008	8 26 2011	12788	PITNEY BOWES INC.	123.48
317009	8 26 2011	1602505	PITNEY BOWES INC.	732.00
316818	8 19 2011	2664763	PLATTSMIER, CHAD	40.00
317160	9 2 2011	2664763	PLATTSMIER, CHAD	90.00
316639	8 12 2011	7525	PRE-PAID LEGAL SERVICES INC.	172.50
317010	8 26 2011	7525	PRE-PAID LEGAL SERVICES INC.	172.50
316819	8 19 2011	14861	PUBLIC AGENCY COMPENSATION TRUST	667.62
316820	8 19 2011	13736	PUBLIC EMPLOYEE'S BENEFITS PROGRAM	54,567.64
316640	8 12 2011	1604820	PUBLIC EMPLOYEES RETIREMENT SYSTEM	382.84
317011	8 26 2011	1604820	PUBLIC EMPLOYEES RETIREMENT SYSTEM	382.84

CHECK NUMBER	CHECK DATE	VENDOR NUMBER	VENDOR NAME	CHECK AMOUNT
317161	9 2 2011	1074	Q & D CONSTRUCTION, INC	341,974.80
317162	9 2 2011	11217	R.F. MACDONALD CO.	13,600.00
316641	8 12 2011	999915	RALEYS	100.00
316642	8 12 2011	2664279	RAY MORGAN COMPANY	639.04
317163	9 2 2011	2664279	RAY MORGAN COMPANY	160.00
316821	8 19 2011	2663602	READY 2 RUN AGILITY CLUB	540.00
316643	8 12 2011	999916	REAGAN NATL ADVERTISING	571.20
316644	8 12 2011	14365	REDWOOD BIOTECH INC.	860.00
316645	8 12 2011	6845	REESE, RICHARD R.	340.00
316822	8 19 2011	6845	REESE, RICHARD R.	375.00
317012	8 26 2011	6845	REESE, RICHARD R.	350.00
316823	8 19 2011	2301700	RENOWN MEDICAL CENTER	15,719.00
316646	8 12 2011	1802250	RESOURCE CONCEPTS INC.	180.00
316824	8 19 2011	1802250	RESOURCE CONCEPTS INC.	12,454.79
317013	8 26 2011	99995	REYES, DONALD J	63.28
316647	8 12 2011	2664532	REYNA, JOE	57.00
316648	8 12 2011	999916	RIBEIRO COMPANY	910.00
316825	8 19 2011	2664770	RITTER CONSULTING ASSOCIATES INC	3,782.50
316649	8 12 2011	2664643	ROBERTS DVM, KATHERINE	1,250.00
317164	9 2 2011	2664643	ROBERTS DVM, KATHERINE	1,250.00
317014	8 26 2011	99998	ROBIN WLEST	25.00
317165	9 2 2011	2664765	ROGERS, JOHN	160.95
316826	8 19 2011	2663763	RON WEBB AUTOMOTIVE SPECIALTIES	179.45
316827	8 19 2011	99994	RORY RICKETTS	65.00
316828	8 19 2011	2664343	ROUTEMATCH SOFTWARE INC	1,125.00
316829	8 19 2011	6899	ROWE & HALES ATTORNEYS AT LAW	2,840.00
316830	8 19 2011	15576	ROYAL VISTA APTS	1,050.00
316831	8 19 2011	1803576	ROYALE ENTERPRISES OF NEVADA	152.75
316650	8 12 2011	2664527	RSVP HOME COMPANION RESPITE	90.65
317015	8 26 2011	2664527	RSVP HOME COMPANION RESPITE	2,500.00
316770	8 19 2011	2664729	RYAN JOHNSTON	1,300.00
316967	8 26 2011	2664729	RYAN JOHNSTON	260.00
317166	9 2 2011	1900255	SAFEGUARD BUSINESS SYSTEMS INC.	100.78
316832	8 19 2011	13531	SAINT MARY'S HEALTHPLAN DEPT. 33396	509,366.23
317167	9 2 2011	13531	SAINT MARY'S HEALTHPLAN DEPT. 33396	486,118.64
317016	8 26 2011	99995	SAIZ, L JUNE	13.93
316833	8 19 2011	2663867	SAKAMOTO, CURTIS	60.00
317168	9 2 2011	2663867	SAKAMOTO, CURTIS	190.00
316651	8 12 2011	999915	SAM'S TV & APPLIANCE	20.00
317169	9 2 2011	999915	SAM'S TV & APPLIANCE	20.00
317017	8 26 2011	2664015	SATELLITE TRACKING OF PEOPLE LLC	1,000.00
316652	8 12 2011	999915	SCARLETT, GUY	50.00
316653	8 12 2011	2663707	SCHULZ, DARREN	116.00
317170	9 2 2011	1902652	SENATOR APARTMENTS LLC	395.00
316654	8 12 2011	13807	SHRED-IT RENO	28.00
316834	8 19 2011	13807	SHRED-IT RENO	131.00
317172	9 2 2011	13807	SHRED-IT RENO	16.00
316835	8 19 2011	1903800	SIERRA CHEMICAL CO.	10,565.16
317173	9 2 2011	1903800	SIERRA CHEMICAL CO.	4,807.96

CHECK NUMBER	CHECK DATE	VENDOR NUMBER	VENDOR NAME	CHECK AMOUNT
317018	8 26 2011	12979	SIERRA NEVADA CONSTRUCTION, INC.	127,478.54
316836	8 19 2011	10550	SIERRA NEVADA MEDIA GROUP	1,247.50
317174	9 2 2011	10550	SIERRA NEVADA MEDIA GROUP	521.20
317019	8 26 2011	7986	SIERRA SEPTIC SERVICE	220.00
316837	8 19 2011	2664796	SILVER BULLET OF NEVADA LLC	90,320.00
317020	8 26 2011	1905375	SILVER STATE INDUSTRIES	330.00
317021	8 26 2011	2663351	SILVER STATE WINDOW CLEANING	150.00
316838	8 19 2011	13989	SIMPLEX GRINNELL LP	91.75
317022	8 26 2011	11038	SKELLY, JOANNE	43.32
317023	8 26 2011	7186	SKIDMORE PHD., SHERI	300.00
317175	9 2 2011	7186	SKIDMORE PHD., SHERI	700.00
316656	8 12 2011	999916	SKIPWORTH, WILLIAM	60.00
316839	8 19 2011	999913	SLOT WORLD	338.00
317024	8 26 2011	99995	SMITH, MARY LOU	48.83
317025	8 26 2011	2664362	SNYDER, TERRI	748.00
316657	8 12 2011	1907302	SOUTHWEST GAS CORP	32.26
317026	8 26 2011	1907302	SOUTHWEST GAS CORP	38.71
317176	9 2 2011	1907302	SOUTHWEST GAS CORP	31.42
316658	8 12 2011	1907300	SOUTHWEST GAS CORP.	.00
316659	8 12 2011	1907300	SOUTHWEST GAS CORP.	.00
316660	8 12 2011	1907300	SOUTHWEST GAS CORP.	3,614.26
316840	8 19 2011	1907300	SOUTHWEST GAS CORP.	1,382.93
317027	8 26 2011	1907300	SOUTHWEST GAS CORP.	.00
317028	8 26 2011	1907300	SOUTHWEST GAS CORP.	9,618.06
317177	9 2 2011	1907300	SOUTHWEST GAS CORP.	.00
317178	9 2 2011	1907300	SOUTHWEST GAS CORP.	1,387.72
316661	8 12 2011	99995	SPECCHIO, MICHAEL	72.66
316662	8 12 2011	2664341	SPHERION STAFFING LLC	.00
316663	8 12 2011	2664341	SPHERION STAFFING LLC	21,765.86
316841	8 19 2011	2664341	SPHERION STAFFING LLC	.00
316842	8 19 2011	2664341	SPHERION STAFFING LLC	21,748.35
317029	8 26 2011	2664341	SPHERION STAFFING LLC	.00
317030	8 26 2011	2664341	SPHERION STAFFING LLC	.00
317031	8 26 2011	2664341	SPHERION STAFFING LLC	33,379.21
317179	9 2 2011	2664341	SPHERION STAFFING LLC	.00
317180	9 2 2011	2664341	SPHERION STAFFING LLC	11,409.09
317181	9 2 2011	1908515	STANDARD INSURANCE CO.	7,185.58
317182	9 2 2011	2663459	STANDARD INSURANCE/DENTAL	55,149.26
317032	8 26 2011	2663450	STANLEY CONVERGENT SECURITY	34.56
317033	8 26 2011	15977	STANLEY SECURITY SOLUTIONS INC	1,366.39
316664	8 12 2011	15941	STANTEC CONSULTING INC	11,852.50
317034	8 26 2011	1908529	STANTON PARK	366.67
316665	8 12 2011	99995	STANTON PARK DEVELOPMENT	25.00
316666	8 12 2011	99995	STANTON PARK DEVELOPMENT	25.00
316667	8 12 2011	2663924	STAPLES ADVANTAGE	276.40
317183	9 2 2011	2664810	STATE OF DELAWARE	640.00
316668	8 12 2011	1196	STAY GREEN TREE SERVICE	1,000.00
316843	8 19 2011	2663870	STEINMAN, JAKE	115.00
317184	9 2 2011	2663870	STEINMAN, JAKE	920.00

CHECK NUMBER	CHECK DATE	VENDOR NUMBER	VENDOR NAME	CHECK AMOUNT
317035	8 26 2011	99998	STEVEN GRAEHL	25.00
317185	9 2 2011	13582	STEVENS, KERRY RAY	57.00
316669	8 12 2011	2664791	SUICIDE PREVENTION COALITION	20.00
317186	9 2 2011	2663152	SUMMIT PLUMBING CO LLC	2,886.25
317036	8 26 2011	800123	SUNGARD PUBLIC SECTOR	120.00
316670	8 12 2011	1893	SUNSET CARSON CITY APTS.	1,140.00
316844	8 19 2011	1910780	SUNSHINE LITIGATION SERVICES	870.75
317037	8 26 2011	1910780	SUNSHINE LITIGATION SERVICES	902.10
317038	8 26 2011	99998	SUSAN GRAEHL	25.00
316671	8 12 2011	2664790	SUZDALEV, GEORGE	116.65
316672	8 12 2011	4300	SWANSONS SERVICES CORP.	3,872.76
316845	8 19 2011	4300	SWANSONS SERVICES CORP.	1,850.76
317187	9 2 2011	4300	SWANSONS SERVICES CORP.	1,216.59
316673	8 12 2011	102096	SYSCO FOOD SERVICES OF SACRAMENTO	2,557.50
317039	8 26 2011	102096	SYSCO FOOD SERVICES OF SACRAMENTO	4,531.34
317188	9 2 2011	102096	SYSCO FOOD SERVICES OF SACRAMENTO	981.18
316674	8 12 2011	2000200	TAHOE-CARSON RADIOLOGY INC.	22.00
316846	8 19 2011	99995	TAYLOR, CHERYL	24.42
316740	8 19 2011	13608	THOMAS CRAWFORD	330.00
317101	9 2 2011	13608	THOMAS CRAWFORD	1,250.00
316847	8 19 2011	2664229	THOMAS PETROLEUM LLC	36,243.86
317190	9 2 2011	999915	TILLER, PAUL	200.00
317040	8 26 2011	14629	TOM TARULLI	22.28
317191	9 2 2011	14290	TOREY'S HOUSE LLC	4,842.90
316675	8 12 2011	2664495	TRAVELERS	2,404.00
317041	8 26 2011	99998	TRAVIS LAMBORN	25.00
317042	8 26 2011	6513	TRI-STATE SURVEYING LTD.	7,139.00
317192	9 2 2011	6513	TRI-STATE SURVEYING LTD.	472.50
316676	8 12 2011	99995	TRINKAUS, JENNIFER A	12.34
316848	8 19 2011	6410	TRUCKEE MEADOWS WATER SYSTEMS INC	389.95
316849	8 19 2011	311900	TRUE VALUE HARDWARE	58.54
316850	8 19 2011	15949	TURF STAR INC	7,665.08
317193	9 2 2011	999915	TUTTLE, JOSH	100.00
316677	8 12 2011	15984	UNDERGROUND SERVICE ALERT	853.20
316678	8 12 2011	2100940	UNISOURCE WORLDWIDE INC	557.66
316851	8 19 2011	2100940	UNISOURCE WORLDWIDE INC	3,082.12
317194	9 2 2011	2100940	UNISOURCE WORLDWIDE INC	917.49
317043	8 26 2011	5522	UNITED PARCEL SERVICE	302.52
316679	8 12 2011	9222	UNITED STATES LIFE INSURANCE	451.22
316680	8 12 2011	2101543	UNIVERSITY HEIGHTS LLC	1,184.00
316852	8 19 2011	2101543	UNIVERSITY HEIGHTS LLC	440.00
317044	8 26 2011	2101543	UNIVERSITY HEIGHTS LLC	440.00
317195	9 2 2011	2101543	UNIVERSITY HEIGHTS LLC	450.00
317045	8 26 2011	99995	URTHEIL, DAMON	19.51
317046	8 26 2011	2200964	VANCE, JERRY	511.20
316681	8 12 2011	2664573	VERIZON WIRELESS	43.01
317047	8 26 2011	2664573	VERIZON WIRELESS	131.71
316682	8 12 2011	14817	VISION INTERNET PROVIDERS INC.	217.85
317196	9 2 2011	13523	VISION SERVICE PLAN	6,212.50



CHECK NUMBER	CHECK DATE	VENDOR NUMBER	VENDOR NAME	CHECK AMOUNT
317048	8 26 2011	1459	VON SCHIMMELMANN, ERIC	174.00
316853	8 19 2011	9312	WALKER & ASSOCIATES	3,625.00
316683	8 12 2011	2300515	WALKER ESQ., ROBERT B.	9,759.58
317049	8 26 2011	9825	WALLIN, SANDY	300.82
316684	8 12 2011	99995	WALLS, JOSEPH	2,185.70
317050	8 26 2011	999913	WALTER & WALTER CONSTRUCTION	52.19
317051	8 26 2011	99995	WARREN, MARGARET	66.42
317197	9 2 2011	2664811	WASHINGTON STATE	247.99
316854	8 19 2011	2301280	WASHOE COUNTY CORONER	.00
316855	8 19 2011	2301280	WASHOE COUNTY CORONER	4,737.00
316685	8 12 2011	13525	WASHOE COUNTY DISTRICT ATTORNEY	550.00
317052	8 26 2011	1358	WASHOE COUNTY SHERIFF'S OFFICE	335.00
316686	8 12 2011	8601	WASHOE ZEPHYR CONSULTING	3,525.00
316687	8 12 2011	302000	WASTE MANAGEMENT INC.	678.22
316688	8 12 2011	114008	WATERS, NOEL S.	9,499.58
316856	8 19 2011	15660	WATSON ROUNDS	687.50
317198	9 2 2011	15660	WATSON ROUNDS	3,254.18
316857	8 19 2011	2663316	WAVING AT YOU.COM	294.00
316858	8 19 2011	999911	WCC MACHINE	6.81
316859	8 19 2011	10954	WEAVER, YVONNE	3,000.00
316689	8 12 2011	2663832	WEBSTER MSCP, SHIRLEY A	1,092.41
316860	8 19 2011	2663832	WEBSTER MSCP, SHIRLEY A	150.00
317054	8 26 2011	2663832	WEBSTER MSCP, SHIRLEY A	150.00
316690	8 12 2011	11480	WESTAFF	389.60
316861	8 19 2011	11480	WESTAFF	97.40
316862	8 19 2011	15573	WESTERN ENERGETIX LLC	8,371.66
317199	9 2 2011	15573	WESTERN ENERGETIX LLC	11,086.44
316863	8 19 2011	14582	WESTERN ENVIRONMENTAL TESTING	410.00
317055	8 26 2011	7222	WESTERN ENVIRONMENTS INC.	559.00
316691	8 12 2011	2596	WESTERN INSURANCE SPECIALTIES,	269.74
317056	8 26 2011	2596	WESTERN INSURANCE SPECIALTIES,	4,731.42
316692	8 12 2011	2303400	WESTERN NEVADA SUPPLY CO.	.00
316693	8 12 2011	2303400	WESTERN NEVADA SUPPLY CO.	38,541.42
316864	8 19 2011	2303400	WESTERN NEVADA SUPPLY CO.	1,414.41
317057	8 26 2011	2303400	WESTERN NEVADA SUPPLY CO.	662.91
317200	9 2 2011	2303400	WESTERN NEVADA SUPPLY CO.	498.84
317201	9 2 2011	2664046	WILDE, SCOTT	170.00
316865	8 19 2011	999912	WILDEY A. SMALL	91.88
316694	8 12 2011	8699	WINSTON ASSOCIATES	1,111.25
316866	8 19 2011	8699	WINSTON ASSOCIATES	2,300.00
317058	8 26 2011	8699	WINSTON ASSOCIATES	11,183.26
317202	9 2 2011	8699	WINSTON ASSOCIATES	3,702.50
317059	8 26 2011	2848	WOOD LCSW, VALERI BIANCHI	462.50
316695	8 12 2011	14139	WOOD RODGERS INC.	2,945.00
316867	8 19 2011	14939	WORKS, MARENA	50.00
317060	8 26 2011	12154	YANUCK, GILBERT A.	301.90
317061	8 26 2011	2664398	3M	12,914.52

09/07/11 07:47:16 Accounts Payable Checks (GMBA)  
Check Range: 08/10/11 - 09/06/11

Query: GMCHECKR PAGE 16

	CHECK NUMBER	CHECK DATE	VENDOR NUMBER	VENDOR NAME	CHECK AMOUNT
FINAL TOTALS					
TOTAL COUNT	733				6,268,277.37

\* \* \* E N D O F R E P O R T \* \* \*

TRANS TYPE	DESCRIPTION 1	DESCRIPTION 2	TRANS DATE	DOCUMENT NUMBER	DEBIT AMOUNT	CREDIT AMOUNT
WT	ASSOC RISK MGMT W/C CLAIM	BH/DD	9 1 2011	ASSOCRISK	8,632.96	.00
WT	COUNTY MATCH BILLING 5/11	BH/DD	8 22 2011	REST HOME	98,226.94	.00
WT	DEFERED COMP PP16		8 19 2011	ING	500.00	.00
WT	DEFERED COMP PP16		8 19 2011	ING	1,844.62	.00
WT	DEFERED COMP PP16		8 19 2011	HARTFORD	12.75	.00
WT	DEFERED COMP PP16		8 19 2011	HARTFORD	4,587.34	.00
WT	DEFERED COMP PP16		8 19 2011	HARTFORD	2,746.15	.00
WT	DEFERED COMP PP16		8 19 2011	HARTFORD	7,115.43	.00
WT	DEFERED COMP PP16		8 19 2011	HARTFORD	33,006.99	.00
WT	DEFERED COMP PP17		8 19 2011	ING	500.00	.00
WT	DEFERED COMP PP17		8 19 2011	ING	2,094.62	.00
WT	DEFERED COMP PP17		8 19 2011	HARTFORD	.00	31.17
WT	DEFERED COMP PP17		8 19 2011	HARTFORD	4,951.89	.00
WT	DEFERED COMP PP17		8 19 2011	HARTFORD	1,946.15	.00
WT	DEFERED COMP PP17		8 19 2011	HARTFORD	32,906.99	.00
WT	DEFERED COMP PP17		8 19 2011	HARTFORD	7,115.43	.00
WT	FED TAX DEPOSIT PP#14	CM/DD	8 29 2011	FEDERAL	53.58	.00
WT	FED TAX DEPOSIT PP#14	CM/DD	8 29 2011	FEDERAL	744.23	.00
WT	FED TAX DEPOSIT PP#14	CM/DD	8 29 2011	FEDERAL	126.50	.00
WT	FED TAX DEPOSIT PP#14	CM/DD	8 29 2011	FEDERAL	232.96	.00
WT	FED TAX DEPOSIT PP#15	CM/DD	8 29 2011	FEDERAL	4.94	.00
WT	FED TAX DEPOSIT PP#17	CM/DD	9 1 2011	FEDERAL	549.55	.00
WT	FED TAX DEPOSIT PP#17	CM/DD	9 1 2011	FEDERAL	67.32	.00
WT	FED TAX DEPOSIT PP#17	CM/DD	9 1 2011	FEDERAL	304.36	.00
WT	FED TAX DEPOSIT PP#17	CM/DD	9 1 2011	FEDERAL	94.94	.00
WT	FEDERAL TAX DEPOSIT PP16		8 19 2011	FED TAX DE	39,568.66	.00
WT	FEDERAL TAX DEPOSIT PP16		8 19 2011	FED TAX DE	177,032.09	.00
WT	FEDERAL TAX DEPOSIT PP17		8 19 2011	FED TAX DE	175,014.19	.00
WT	FEDERAL TAX DEPOSIT PP17		8 19 2011	FED TAX DE	39,170.72	.00
WT	FLEX SPENDING WIRE PP#17	BH/DD	8 22 2011	HRSIMPLIFI	1,843.94	.00
WT	FLEX WIRE TRF PP#16	BH/DD	8 15 2011	HRSIMPLIFI	8,602.30	.00
WT	JULY ISC WIRE	BH/DD	8 22 2011	ISC WIRE	1,499.24	.00
WT	JULY MONTHLY REV TRANSFER		8 19 2011	CONTROLLER	672.00	.00
WT	JULY MONTHLY REV TRANSFER		8 19 2011	CONTROLLER	117.00	.00
WT	JULY MONTHLY REV TRANSFER		8 19 2011	CONTROLLER	160.00	.00
WT	JULY MONTHLY REV TRANSFER		8 19 2011	CONTROLLER	1,850.00	.00
WT	JULY MONTHLY REV TRANSFER		8 19 2011	CONTROLLER	1,848.00	.00
WT	JULY MONTHLY REV TRANSFER		8 19 2011	CONTROLLER	1,757.00	.00
WT	JULY MONTHLY REV TRANSFER		8 19 2011	CONTROLLER	2,125.00	.00
WT	JULY MONTHLY REV TRANSFER		8 19 2011	CONTROLLER	1,540.00	.00
WT	JULY MONTHLY REV TRANSFER		8 19 2011	CONTROLLER	6,146.39	.00
WT	JULY MONTHLY REV TRANSFER		8 19 2011	CONTROLLER	100.00	.00
WT	JULY MONTHLY REV TRANSFER		8 19 2011	CONTROLLER	50.00	.00
WT	JULY MONTHLY REV TRANSFER		8 19 2011	CONTROLLER	1,215.00	.00
WT	JULY 2011 W/C CLAIMS	BH/DD	8 22 2011	CCMSI WIRE	8,434.10	.00
WT	JUNE 2011 COUNTY MATCH	BH/DD	8 29 2011	CNTY MATCH	173,105.80	.00
WT	JUVINAL COURT ADMIN ASSES		8 19 2011	CONTROLLER	6,186.00	.00
WT	JUVINAL COURT ADMIN ASSES		8 19 2011	CONTROLLER	4,376.00	.00
WT	JUVINAL COURT ADMIN ASSES		8 19 2011	CONTROLLER	22,820.56	.00

09/07/11 07:48:39

GMBA Wire Transfers  
Date Range: 08/10/11 - 09/06/11

Query: GMWIRETRAN

PAGE 2

TRANS DESCRIPTION 1 TYPE	DESCRIPTION 2	TRANS DATE	DOCUMENT NUMBER	DEBIT AMOUNT	CREDIT AMOUNT
WT	NEVADA CHILD SUPPORT PP16	8 19 2011	NV CHLDSUP	145.85	.00
WT	NEVADA CHILD SUPPORT PP16	8 19 2011	NV CHLDSUP	344.77	.00
WT	NEVADA CHILD SUPPORT PP16	8 19 2011	NV CHLDSUP	2,967.59	.00
WT	NV CHILD SUPPORT PP17	8 19 2011	NV CHLDSUP	145.85	.00
WT	NV CHILD SUPPORT PP17	8 19 2011	NV CHLDSUP	344.77	.00
WT	NV CHILD SUPPORT PP17	8 19 2011	NV CHLDSUP	2,967.59	.00
WT	PERS CONTRIBUTION JULY	8 19 2011	PERS	2,024.20	.00
WT	PERS CONTRIBUTION JULY	8 19 2011	PERS	769,541.78	.00
WT	SCHOOL WIRE TRANSFER7/11 DD/SMR	8 19 2011	SCHOOL	5,304.83	.00
WT	SCHOOL WIRE TRANSFER7/11 DD/SMR	8 19 2011	SCHOOL	12,128.09	.00
WT	SCHOOL WIRE TRANSFER7/11 DD/SMR	8 19 2011	SCHOOL	736.81	.00
WT	SCHOOL WIRE TRANSFER7/11 DD/SMR	8 19 2011	SCHOOL	3,089.69	.00
WT	SCHOOL WIRE TRANSFER7/11 DD/SMR	8 19 2011	SCHOOL	17,461.74	.00
WT	SCHOOL WIRE TRANSFER7/11 DD/SMR	8 19 2011	SCHOOL	811,252.25	.00

Final Totals

TOTAL 2,512,056.44 31.17

\* \* \* E N D O F R E P O R T \* \* \*

Dept/Div Activity	Payee	Social Security	Direct Deposit Amount
100-411	ABOWD, KAREN L	3896	690.36
100-411	ALDEAN, SHELLY N	2466	749.44
100-411	CROWELL, ROBERT L	3625	951.71
100-411	MCKENNA, JOHN F	3882	761.03
100-411	WALT, MOLLY	3630	806.79
212-413	ARELLANO, LISA K	3907	241.28
212-413	HAHNE, LINDA B	3908	366.56
212-413	KING, KATHLEEN M	1541	1,818.14
212-413	MARZOLINE, DEBORAH	3897	1,813.20
212-413	PHELPS, ELIZABETH J	2894	1,036.94
212-413	WARREN, TAMAR S	3794	744.00
212-413	WELLS, CAROL S	3406	371.23
213-413	DURKEE, LINDA R	3102	1,179.84
213-413	GLOVER, ALAN	407	2,106.43
213-413	HOUSTON, ROBIN M	245	1,442.38
213-413	IDE, JERRY L	451	1,832.30
214-415	HANNER, DOLORES M	2384	283.23
214-415	MAXWELL, JO REITA	2626	422.63
214-415	STONE, JOHN M	1555	1,594.11
216-413	DELICH, JANE E	3093	352.47
216-413	MERRIWETHER, SUSAN J	1108	1,885.72
216-413	YASUMOTO, SYLVIA M	2705	1,104.88
300-413	DUQUE, CHARLINE A	3200	1,179.82
300-413	HUCK, ELIZABETH A	358	1,640.00
300-413	KRAMER, ALVIN P	652	2,748.05
300-413	KRAMER, LEAH M	3867	1,121.92
300-413	MANDEL, HEATHER V	2226	1,471.67
300-413	RAHM, FRANK C	198	1,442.31
400-413	ADAMS, KIMBERLY D	2007	1,426.56
400-413	CLARK, TIMOTHY J	3281	1,482.70
400-413	COON, DONALD W	3417	1,279.63
400-413	DAWLEY, DAVID	470	2,458.49
400-413	MACHADO, CARON P	2335	1,429.86
400-413	PRICE, RHONDA L	2822	488.46
400-413	SHANNON, KEN	622	1,959.63
400-413	WALKER, STEVEN M	1527	1,725.21
500-413	ADAMS, DANIEL M	3800	2,221.47
500-413	ANDERSON-HOWARD, KAJA C	3818	1,093.92
500-413	BOLENBAKER, MICHAEL R	3820	2,089.47
500-413	CHRISTIANSSEN, KIMBERLY	664	1,805.00
500-413	GARDNER, GERALD J	3300	3,779.47
500-413	HAYNES, FRANKEE P	3536	1,374.58
500-413	HERRING, ANNA C	3488	1,051.55
500-413	MACLELLAN, NATHAN D	3930	2,260.22
500-413	MADDEN, MARY M	2071	2,485.28
500-413	MENZEL, GINA M	255	1,667.20
500-413	MUNN, RANDAL R	3855	3,552.37
500-413	PORTER, MELANIE	3444	2,537.64
500-413	POWELL, VIRGINIA A	1714	2,029.52
500-413	RAMIREZ, RUDOLFO R	2849	2,463.93
500-413	ROMBARDO, NEIL A	1668	3,817.80

Dept/Div Activity	Payee	Social Security	Direct Deposit Amount
500-413	RUSSOM, TINA M	3871	2,162.71
500-413	SCULLY, MOREEN	3642	2,802.57
500-413	SMALL, SHELLY L	3817	2,221.47
500-413	WHITSON, JANA L	3935	1,347.98
600-413	BANKS, LAURA A	3558	1,001.06
600-413	BUSSE, JANET L	482	1,616.48
600-413	ESKEW-HERRMANN, HEIDI M	2631	1,729.13
600-413	WERNER, LAWRENCE A	1959	3,745.44
701-415	ATKINSON, SALLY J	2707	531.72
701-415	DEVALL, DEBBIE	316	2,176.30
701-415	EVANS, SHANNON D	169	1,776.44
701-415	MCQUEARY, CHRISTINE V	3560	1,177.21
701-415	PAULSON, NANCY M	1524	2,231.60
701-415	PROVIDENTII, NICKOLAS A	343	2,904.39
701-415	RUSSELL, SHERI M	3934	2,428.55
704-415	MEYER, CECILIA A	3727	1,707.60
705-415	BRUKETTA, MELANIE	760	3,376.17
705-415	PEACH, BARBARA A	3575	1,601.67
705-415	THOMAS, WILLIAM F	1837	1,570.45
706-415	SCHUELLER, LORA M	3048	1,605.70
706-415	TALLMAN, CARRIE H	3589	1,093.48
710-419	CALVAN, PATRICK M	3753	1,263.90
710-419	LEE, GINA D	2817	2,084.57
710-419	MCKELVEY, DANA J	173	1,768.18
710-419	ROYAL, SCOTT	1001	2,651.72
710-419	STEIN, KEVIN L	3150	1,705.41
710-419	VON SCHIMMELMANN, ERIC J	1664	2,486.64
710-419	WILKINSON, JOHN G	3707	3,203.07
710-419	WILLIAMS, JAMES R	3054	2,065.81
710-419	WINDLE, WILLIAM	270	2,345.69
720-415	BELT, KIM R	3123	2,502.79
720-415	CHRISTOPHERSON, PHILIP W	3420	38.24
720-415	SCHROEDER, GAIL A	1949	1,091.87
764-444	ASHLEY, FRANCES M	2946	1,305.98
764-444	CARTRIGHT, WARREN L	3886	523.31
764-444	CHANDLER, VICTORIA J	3728	908.95
764-444	CRUZ, MARIA E	3672	365.34
764-444	DEZERGA, ADA E	3500	1,191.56
764-444	RUIZ, HAZEL P	3146	1,280.92
764-444	WELCH-PHILLIPS, JO	3649	981.28
764-444	WOLFE, KATHY F	228	2,654.22
765-444	IBARRA, KELLY R	3884	1,146.47
1425-419	BROD, JANICE M	3205	1,590.37
1425-419	CHWALISZ, EVA	453	1,576.20
1425-419	GREEN, KATHE F	1862	1,381.45
1425-419	PLEMEL, LEE A	2100	2,465.24
1425-419	PRUITT, JENNIFER	1256	2,425.50
1425-419	THOMPSON, REA M	1556	1,276.32
1500-451	BECK, IDA D	468	1,486.68
1500-451	BOTTINO, WARREN J	3923	1,591.68
1500-451	MCINTOSH, JANICE L	3624	2,729.49

Dept/Div Activity	Payee	Social Security	Direct Deposit Amount
2005-421	ALBERTSEN, STEVE L	2457	3,755.52
2005-421	DAVIS, LISA S	2863	2,423.00
2005-421	FURLONG, KENNETH T	2458	3,475.82
2005-421	HEATH, KATHIE	226	2,379.07
2005-421	NEEP, REBECCA J	409	1,393.92
2005-421	SUAREZ, JOHN R	2910	1,349.57
2005-421	WISSERT, LAURA L	1611	1,485.21
2011-421	BREHM, NATHAN E	2805	1,958.62
2011-421	DOSEY, LINDA L	3885	318.67
2011-421	EARL, ANJE M	3870	1,045.19
2011-421	GOMES, DANIEL A	2396	1,861.61
2011-421	GONZALES, DANIEL G	2593	2,077.98
2011-421	GOURLAY, MARY E	3756	886.85
2011-421	HIGMAN, DEAN	247	2,072.99
2011-421	LEGROS, DAVID A	2001	2,286.30
2011-421	LEGROS, DENA J	2012	1,780.88
2011-421	LOWE, CRAIG E	2870	1,991.52
2011-421	MARTIN, ELIZABETH A	3128	1,390.98
2011-421	MAYS III, EARL A	1577	2,153.16
2011-421	MILLER, THOMAS T	2667	1,879.42
2011-421	RHINES, RUTH	1796	1,387.42
2011-421	SANDAGE, KENNETH L	362	2,989.91
2011-421	SPEEGLE, DOUGLAS E	2278	1,929.65
2011-421	STETLER, CHARLES D	2404	1,808.60
2012-421	ACOSTA, SALVADOR	2612	1,867.50
2012-421	BATIEN, RICHARD	1235	2,012.23
2012-421	BOGGAN, JAMES T	3274	2,424.34
2012-421	BUENO, JASON J	2948	2,043.67
2012-421	CLOWSER, ERIC S	3014	2,005.92
2012-421	CLOWSER, MARTHA A	2613	1,845.54
2012-421	DENHAM, GARY M	3147	1,832.24
2012-421	DODDS, RICHARD	203	2,540.45
2012-421	ENCINAS, RICK	463	1,932.71
2012-421	ERVEN, CRAIG S	3275	3,060.40
2012-421	FISCHER, MIKE J	2067	1,924.60
2012-421	GIBSON, DONALD J	2018	1,555.25
2012-421	GUIMONT, ROBERT	788	2,170.64
2012-421	HITCH, JOHN R	3319	1,726.26
2012-421	HUMPHREY, BRIAN C	486	2,140.15
2012-421	HUTT, ERIC	577	1,794.74
2012-421	JONES, DANIEL L	3099	1,529.48
2012-421	MARSHALL, EARL M	159	2,668.54
2012-421	MCDANIEL, JEFFREY S	2594	2,305.37
2012-421	MCDONALD, THOMAS D	3577	2,038.19
2012-421	MENDOZA, BRIAN P	2893	1,478.46
2012-421	MOTAMENPOUR, BAHRAM	1406	1,969.12
2012-421	OCHSENSCHLAGER, DANIEL R	2189	2,131.04
2012-421	OLSON, STEVEN T	2793	1,754.03
2012-421	POPE, RICHARD D	189	2,712.75
2012-421	PRIMKA, JAMES W	938	2,702.66
2012-421	PULLEN, JEFF J	2255	1,799.48

Dept/Div Activity	Payee	Social Security	Direct Deposit Amount
2012-421	PUTZER, MATTHEW	253	2,664.31
2012-421	RICHARDS, WILLIAM J	1723	1,714.66
2012-421	RIGGIN, DARIN G	3345	1,568.93
2012-421	RIVERA, CHRISTOPHER P	2307	2,672.04
2012-421	RIVERA, JESSICA M	3218	1,779.78
2012-421	SAYLO, RAYMONT C	75	3,543.04
2012-421	SHEWBERT, MICHAEL L	2504	1,485.87
2012-421	SLOAN, DARRIN	609	3,887.53
2012-421	SMITH, MATTHEW R	2985	1,819.14
2012-421	STAGLIANO, JOSHUA G	1868	2,937.76
2012-421	SURRATT, JIMMY A	3018	1,799.81
2012-421	TRAN, QUAN M	3454	1,837.31
2012-421	TROTTER, JOE C	2291	2,146.68
2012-421	UNDERHILL, GARY H	1873	1,588.35
2012-421	VEADER, BENJAMIN	3240	1,444.55
2012-421	WALL, FRED	492	3,173.02
2012-421	WHEELER, HARRY W	1559	1,110.49
2012-421	WHITE, ROBERT S	345	3,137.05
2012-421	WILLIAMS, DEAN A	1222	2,038.06
2013-421	DRAPER, JENNIFER J	3094	1,174.95
2013-421	KELLER, ARLENE M	356	1,070.32
2013-421	MACMAHON, CHRISTOPHER M	3913	522.69
2013-421	MAXWELL, KARIE J	2477	1,422.30
2013-421	MCKINLEY, MILANI G	449	1,650.66
2013-421	PATTERSON, ELIZABETH	3245	1,202.18
2013-421	SMITH, KENNETH	3431	622.53
2013-421	WALL, ERIKA L	3572	970.21
2014-421	ADAMS, JARROD P	1933	2,138.95
2014-421	APPLE, JOE T	3671	1,418.22
2014-421	BINDLEY, BRETT J	3025	1,755.03
2014-421	COLLAZO, URIEL	3272	1,617.34
2014-421	DREWS, CODY J	3651	929.89
2014-421	DUNCKHORST, CORY M	3040	2,394.75
2014-421	FAIR, GLENN	1982	2,308.81
2014-421	FREER, JACK R	373	3,314.22
2014-421	FRY, CARL V	1507	2,423.36
2014-421	GAUTSCHI, ROBERT	191	250.00
2014-421	HINDELANG, RUDOLPH J	1848	2,194.71
2014-421	KEPLER, DERRICK D	3755	1,760.64
2014-421	LEE, KIPLAN M	3017	1,587.17
2014-421	LOCATELLI, RONALD G	3512	1,268.12
2014-421	MARTENSEN, MARIE E	1763	1,165.00
2014-421	MAYS, BRIAN M	1731	2,385.82
2014-421	MCFALL, WILLIE J	3355	1,597.89
2014-421	MCMAHON, ERIN M	3520	1,680.63
2014-421	MELVIN, JEFFRY	607	3,066.80
2014-421	NOVIKOFF, HEIDI	3006	1,212.32
2014-421	PALAMAR, SEAN C	3411	1,507.30
2014-421	PARODI, TERRY J	1313	2,265.33
2014-421	RAMOS, CHRISTOPHER L	3413	1,583.36
2014-421	SCOTT, JEFFREY A	2315	1,958.26



Dept/Div Activity	Payee	Social Security	Direct Deposit Amount
2014-421	STEEL, KENNETH G	324	2,074.22
2014-421	TORKEO, ANTHONY P	2565	2,260.67
2014-421	WEIS, EDWARD J	3409	1,905.48
2014-421	WHITE, DONALD T	817	3,965.99
2014-421	WILDBLOOD, JASON A	2663	1,751.47
2017-421	BAUER, DENISE M	2611	1,795.83
2017-421	CEBALLOS, MARICELA	2690	1,773.41
2017-421	CHRZANOWSKI, JESSICA A	3220	1,425.53
2017-421	CRUZ, STEPHANIE A	2832	1,586.54
2017-421	DAVIS, JENNIFER A	3902	1,031.33
2017-421	DAWSON, SARAH L	2623	2,166.59
2017-421	FLAGGE-PHILLIPS, SANDY A	3322	612.24
2017-421	HENMAN, JAMIE H	3620	1,494.94
2017-421	HERTZ, ELIZABETH A	886	1,734.67
2017-421	JENKINS, JENNYLYN Q	3473	1,202.37
2017-421	KNOWLES, MARJORIE F	1088	2,610.88
2017-421	MEAD, KELLI P	2102	1,716.50
2017-421	MERRELL, CYNTHIA L	1118	3,398.34
2017-421	MILTON, DONNA G	1274	2,488.99
2017-421	MONCADA, MARLON	2479	1,743.37
2017-421	MRACEK, KARIN M	271	2,105.52
2017-421	REVILLE, MARC A	3933	1,278.29
2017-421	RIOS, KIMBERLY L	3461	1,126.58
2017-421	TALAVERA, WENDY V	2986	1,583.47
2018-421	HATLEY, SAMUEL I	1971	1,943.36
2018-421	TUCKER, MORGAN H	3219	1,828.26
2020-421	SPENELLA, RONALD J	3196	1,146.69
2020-421	TRIPP, WHITNEY C	3544	514.94
2505-422	ALBEE, RACHEL C	3509	344.17
2505-422	DUNN, GARY E	3637	2,005.82
2505-422	GIOMI, ROBERT S	145	3,550.87
2505-422	NEVIN, DANIEL R	1451	2,157.65
2512-422	ALBEE, DAN	303	3,659.24
2512-422	ARAMBURU, DIEGO F	2474	2,288.95
2512-422	BAKER, CURTIS D	3468	1,905.10
2512-422	BAKER, SCOTT W	304	2,000.00
2512-422	BOGGS, TRAVIS J	2654	2,781.74
2512-422	CARAS, LANCE E	1660	2,072.64
2512-422	CHARLES, ROBERT	179	3,137.73
2512-422	COLATORTI, JAMES P	1661	4,069.23
2512-422	DANEN, JASON T	1301	1,878.64
2512-422	DONNELLY, MATTHEW T	1267	6,642.03
2512-422	EASTERLING, JOHN R	1113	4,721.50
2512-422	FRIEDLANDER, JEFFREY M	2780	3,059.43
2512-422	FUHRMAN, DANIEL D	2781	3,552.77
2512-422	GARDNER, JASON A	1662	2,159.68
2512-422	HORTON, MICAH S	2152	2,810.68
2512-422	HOWE, TRAVIS W	1663	2,441.46
2512-422	HUGHES, ALEX W	3467	1,810.91
2512-422	HUNT, BRYON A	1474	2,462.24
2512-422	MASON, CHRISTOPHER J	2446	2,071.82

Dept/Div Activity	Payee	Social Security	Direct Deposit Amount
2512-422	MERRITT, MATTHEW P	1545	3,025.72
2512-422	MORGAN, STEVE	305	2,486.87
2512-422	NYBERG, KEVIN J	3075	3,326.17
2512-422	O'BRIEN, SCOTT T	2784	2,119.89
2512-422	PACE, CHRISTOPHER P	3350	1,919.31
2512-422	PARK, DAVID	125	5,328.34
2512-422	PETTY, CORY E	3076	2,025.40
2512-422	PORTER, BRETT B	3858	2,435.09
2512-422	QUILICI, JIM	237	6,274.87
2512-422	RAW, THOMAS	426	4,410.97
2512-422	ROBERTSON, PAT	427	2,612.37
2512-422	SANTOS, MIKE	187	2,736.35
2512-422	SAUNDERS, SAMUEL B	2785	2,100.55
2512-422	SCHREIHANS, ROBERT	157	2,944.64
2512-422	SHARP, ALAN R	3857	2,012.04
2512-422	SHIREY, DANIEL	532	3,200.00
2512-422	STANFORD, ROBERT F	162	2,528.40
2512-422	STOWE, AUSTIN W	3349	2,068.95
2512-422	TARULLI, THOMAS M	2998	3,461.94
2512-422	TRISTAO, JASON J	2445	2,056.24
2515-422	BARR, LORALEI	1204	1,638.74
2515-422	HORTON, LEE A	384	2,358.39
2515-422	LEMONS, DUANE T	773	2,112.36
2515-422	ROCHELLE, TIMOTHY R	3771	374.31
2520-422	ARNESON, JOHN	346	2,771.72
2520-422	DEHAVEN, TIMOTHY J	483	3,132.71
2520-422	DIETRICH, JUDY M	994	648.86
2525-422	ATTASHIAN, RAFFI P	2668	3,626.73
2525-422	BERO, ERIC	139	3,624.09
2525-422	COOK, ROBBIE A	2778	3,322.50
2525-422	DAVIES, JEFF D	1211	2,354.34
2525-422	DRESCHER, STEPHEN C	3313	1,997.18
2525-422	EISENMESSER, BRETT	3788	253.48
2525-422	GARRETT, GARY M	2618	1,922.00
2525-422	GELBMAN, DANIEL M	2993	2,319.67
2525-422	GONZALES, TONI M	3653	37.51
2525-422	HARNS, CHAD	2782	2,111.22
2525-422	HILL, CAROL	830	1,261.49
2525-422	LINSCOTT, JEFF F	2783	2,500.33
2525-422	MADEY, MIKE L	3911	1,823.98
2525-422	MIHELIC, BRADLEY J	2994	2,215.20
2525-422	NOVAKOVICH, JEFFRY A	283	2,854.89
2525-422	PEDRINI, JONATHON J	3348	2,048.81
2525-422	RICHES, TORREY H	3314	1,963.34
2525-422	TEMPLE, RODNEY	480	3,029.40
2525-422	WHITE, JAMES	981	4,007.00
3005-430	JAMES, EDWIN D	3646	3,346.22
3005-430	LAWRENCE, KATHRYN J	3861	302.97
3005-430	LEFFLER, TONI M	3658	1,487.65
3005-430	NEDDENRIEP, DEBORAH L	3639	857.79
3012-430	ANDERSON, DARREN S	3937	1,746.16

Dept/Div Activity	Payee	Social Security	Direct Deposit Amount
3012-430	BURCHIEL, CHRISTINE M	3062	905.19
3012-430	BURNHAM, ANDREW R	1612	3,802.75
3012-430	CONARD, CINDY K	2799	2,123.27
3012-430	DOENGES, DANIEL	3445	2,045.40
3012-430	DOYAL, BRIAN A	1500	1,964.57
3012-430	FELLOWS, ROBERT D	2106	3,323.76
3012-430	GOWER, CYNTHIA	414	1,607.41
3012-430	GRUNDY, TOM B	1613	2,391.66
3012-430	HOGEN, RORY A	262	1,792.81
3012-430	LEET, KAREN L	3036	1,697.43
3012-430	LEMONS, SHYLA K	3002	100.00
3012-430	LOWE, LEANNE N	3459	1,203.59
3012-430	OTTINGER, DEBRA L	3752	1,286.60
3012-430	PARASA, LALITHA	2360	1,839.16
3012-430	PITTENGER, PATRICK	3229	3,450.70
3012-430	PLATT, JOHN F	1104	1,699.07
3012-430	RICHARDS, DEBRA L	2208	1,410.18
3012-430	ROSENKOETTER, DAVID G	1850	2,027.05
3012-430	SABORI, TIMOTHY	3228	1,899.04
3012-430	SCHULZ, DARREN L	3678	3,798.35
3012-430	SHARP, JEFF A	3107	3,152.15
3012-430	SMITHSON, KENNETH E	3785	1,907.68
3012-430	WHITE, KAREN L	1499	1,501.16
3014-424	INGHAM, SABRINA D	3309	1,255.43
3014-424	PARK, VALERIE R	1007	1,559.52
3014-424	SCOTT-FISHER, SANDRA G	1712	1,646.92
3014-424	TRIPP, LENA E	3027	1,442.12
3014-424	WEIMER, WAYNE R	3936	1,421.37
3025-419	GOOD, ZACH A	3836	1,576.40
3025-419	HARDCASTLE, RICHARD L	3535	1,426.26
3025-419	JERUMS, MICHAEL J	3832	1,546.65
3025-419	LACOMBE, WILLIAM A	619	188.00
3025-419	MIGUEL, TONY G	3008	1,561.66
3025-419	RIGBY, ERIC C	3652	1,337.13
3038-431	ALBERTSON, GARY J	2804	1,022.55
3038-431	AMUNDSON, ROBERT C	1581	1,384.79
3038-431	BECKERDITE, RICK W	193	2,622.94
3038-431	BOOTH, JOSEPH D	1724	1,634.29
3038-431	BRIO, JEFF S	3400	1,091.17
3038-431	BROWARD, STEVEN P	1986	1,322.19
3038-431	CHRIST, KEVIN A	3709	2,194.58
3038-431	COX, ADAM J	2363	995.07
3038-431	COX, GEORGE	862	1,168.16
3038-431	ENGELS, ERIC B	3570	1,447.11
3038-431	INGRAM, JACK H	2385	1,867.81
3038-431	LAAKER, JOHN J	350	1,268.30
3038-431	LAW, EDWARD L	538	1,373.56
3038-431	MOORE, JASON	3443	1,543.77
3038-431	NOFTSKER, CHARLES A	2637	1,125.21
3038-431	POUARD, ROBERT	3448	1,177.82
3038-431	SCHROEDER, RICHARD E	1594	1,247.48

Dept/Div Activity	Payee	Social Security	Direct Deposit Amount
3038-431	TIEARNEY, JUSTIN C	1000	2,392.18
3038-431	TOMASCO, JOHN S	351	1,812.95
3038-431	WASS, DONALD W	1482	2,238.23
3201-434	ALLISON, JAY C	3932	1,434.73
3201-434	ARNOLD, KEN E	220	3,214.16
3201-434	BELL, ANNA M	3851	1,083.20
3201-434	BRADSHAW, JEFF R	1095	1,818.64
3201-434	BROWER, MATHEW M	3957	1,395.64
3201-434	BROWN, WENDY L	266	1,865.10
3201-434	FONG, DOUGLAS G	1586	2,213.96
3201-434	FRAGER, GEORGE M	3960	2,141.98
3201-434	FREEMAN, JAMES R	3888	1,537.32
3201-434	HALE, KELLY A	3143	2,331.03
3201-434	HOWARD, FREDERICK	264	1,658.00
3201-434	IRWIN, MARK A	3216	1,441.54
3201-434	JACKLETT, JAMES V	2842	2,113.48
3201-434	KOTSULL, ALAN	272	2,519.50
3201-434	MCGOODWIN, JEFF W	401	2,500.13
3201-434	PECK, KENNETH S	3457	1,612.45
3201-434	SIMPSON, MARK	539	1,909.45
3201-434	WHITAKER, DAVID W	3089	1,651.19
3201-434	WIESE, SHAWN L	3866	1,309.33
3502-435	AGRELLA, KEVIN T	2412	1,370.28
3502-435	ALBERTSON, DAVID L	3537	1,047.21
3502-435	BROWN, NICOLAS A	551	2,871.80
3502-435	CATLETT, JEFF W	3333	814.41
3502-435	CAUGHRON, JASON H	3042	1,208.85
3502-435	COLLIER, AARON S	3551	1,067.01
3502-435	CROW, MIKE K	3472	1,634.06
3502-435	ESTES, JAMES M	2829	1,512.88
3502-435	GORDON, THOMAS G	835	1,330.94
3502-435	GUINN, THOMAS L	3801	3,424.08
3502-435	HORTON, CURTIS W	168	3,206.19
3502-435	JOST, THEODORE R	3001	1,032.99
3502-435	LOYOLA, ISRAEL S	3719	980.18
3502-435	MATHIESEN, BRANDON N	1262	2,690.77
3502-435	PALMER, RICHARD K	750	2,709.62
3502-435	REID, JERAD M	3410	1,210.66
3502-435	REYNA, KELLY J	3831	1,041.55
3502-435	RICHARDSON, NATHAN	3289	1,022.03
3502-435	RUIZ, GREGG A	3612	1,170.89
3502-435	SHINE, ROBERT	643	1,819.97
3502-435	THICKE, MICHAEL R	3246	1,051.02
3502-435	TRUELL, JESSE A	3266	1,048.61
3502-435	VOELTZ, JEFFERY R	3056	1,690.75
3702-437	CLEGG, VANN	2937	1,603.39
3702-437	COPP, JOSHUA J	3550	910.11
3702-437	EISNER, DAVID F	3130	975.91
3702-437	MITCHELL, TODD D	273	1,860.37
3702-437	PIER, CAMERON M	3834	1,001.17
3702-437	WISE, URIAH V	3032	1,023.14

Dept/Div Activity	Payee	Social Security	Direct Deposit Amount
4300-412	BREUER, TINA M	1477	1,498.60
4300-412	GUTIERREZ, MARIBEL	836	1,545.45
4300-412	JEFFRIES, ANGELA C	3912	1,116.79
4300-412	LUIS, KRISTIN N	1772	2,795.32
4505-423	BIANCHI, BEN	361	1,618.39
4505-423	CLAPHAM, MATTHEW J	2327	1,775.46
4505-423	HILL, VALERIE A	472	1,374.86
4505-423	KEY, ADRIANNE M	2886	1,324.11
4505-423	LAWLOR, LINDA L	1784	2,027.70
4505-423	MCGEE, CINDY A	1823	2,219.70
4505-423	MCGEE, GREGORY C	1120	1,825.35
4505-423	MENDOZA, EFREN	1004	1,786.00
4505-423	NORWOOD, AMBER M	2434	1,293.37
4505-423	SIMMS, JOHN B	149	3,041.60
4505-423	URRUTIA, JOSE A	2219	1,911.95
4506-423	AGUAYO, MEGAN L	3084	1,964.24
4506-423	AGUIRRE, MATTHEW E	3917	27.66
4506-423	AIKINS, ALBERT	398	1,699.34
4506-423	BEER, PAULA	711	1,329.61
4506-423	BRENENSTALL, MARK G	2061	1,741.07
4506-423	CANNE, MICHAEL A	3466	1,382.97
4506-423	DANTZLER, FRANCES C	2882	1,415.14
4506-423	DAVIS, SCOTT B	1506	2,324.74
4506-423	FINNEGAN, KAREN A	197	148.67
4506-423	FLORES, LYSETTE A	3919	1,054.22
4506-423	GARCIA GONZALEZ, MARIA LOREN	3453	1,152.42
4506-423	GARRISON, CHRISTINE M	292	1,637.34
4506-423	GREENE, DANIEL L	2606	1,713.01
4506-423	KEYES, NEAL J	3920	27.66
4506-423	LUTU, JAMES S	3549	1,450.25
4506-423	MOURNIGHAN, FRANK J	2888	1,688.51
4506-423	NELSON, NANCY	127	1,527.73
4700-412	ARMSTRONG, THOMAS R	3931	2,649.63
4700-412	ASHTON, TRACY L	2441	2,267.71
4700-412	COOPER, CRISTAL A	2815	1,291.03
4700-412	CORTES, MAXINE	3285	3,134.44
4700-412	DANIEL, TAWNIA S	2435	1,672.37
4700-412	DUNCKHORST, KACY J	3231	1,040.18
4700-412	ERVEN, CHRISTINE	156	2,251.41
4700-412	FISCHER, CARIN	511	2,346.24
4700-412	FRANZ, CHRISTINE M	2680	1,459.00
4700-412	GARDNER, TARYN A	3915	1,017.85
4700-412	GREENBURG, SUSAN	3622	1,313.03
4700-412	GUTIERREZ, JULIE	251	526.00
4700-412	HARKLEROAD, JULIE C	1973	1,634.07
4700-412	HIGGINS, JOLIE C	1264	2,145.31
4700-412	LOPEZ, JULIO A	952	2,398.10
4700-412	LOPEZ, SYLVIA C	405	2,198.32
4700-412	LOYOLA, MIRNA	3441	1,207.84
4700-412	MCCULLOCH, LYNDA L	1072	1,547.64
4700-412	RICKS, LESLIE A	2190	2,137.07

Dept/Div Activity	Payee	Social Security	Direct Deposit Amount
4700-412	SACHS, WENDY E	623	1,810.03
4700-412	SCHOFIELD, STEPHEN O	3842	2,038.72
4700-412	TATRO, JOHN	667	3,662.17
4700-412	TINAJERO, MARTHA A	2649	1,464.32
4700-412	TORRES, BRENDA L	1551	1,524.24
4700-412	VAZQUEZ, TIMOTHY M	2251	2,101.25
4700-412	WAKELING, EVELYN S	3643	1,371.62
4700-412	ZIMMERMAN, TARA C	3819	1,763.50
4705-412	BEIL, KIMBERLY S	674	1,588.96
4705-412	CONTI, ROBERT M	3780	433.71
4705-412	COUNCILMAN, SUE A	3555	1,010.32
4705-412	DAVIS, KURT	85	566.76
4705-412	GEORGE, ANA G	3623	937.25
4705-412	GONZALES, MELIAH H	2605	1,840.99
4705-412	GUTIERREZ, VANESSA C	3338	1,052.97
4705-412	MAYA, MARIA E	1699	1,469.05
4705-412	PARKER, ROBERT B	3263	398.51
4705-412	PETERS, JAYNE Y	2503	728.34
4705-412	PLANETA, RORY C	3271	2,918.35
4705-412	RYBA, JUSTIN M	3434	1,478.03
4705-412	SAAVEDRA, CLAUDIA	944	2,146.56
4705-412	SUMMERS, CATHERINE E	254	2,134.14
4705-412	TRACY, ROBERT P	86	688.54
4705-412	WOOMER, DANN F	3781	492.44
4705-412	ZACHA, MARK A	3775	1,715.44
5005-452	BIDDLE, ALLAN A	1684	1,397.63
5005-452	HYATT, STELLA R	2173	1,569.64
5005-452	KRAHN, VERN L	1243	2,352.50
5005-452	MOELLENDORF, ROGER A	2831	3,145.95
5005-452	PETRENKO, DARIA A	1958	1,762.97
5005-452	REED, DIXIE L	2521	1,370.47
5005-452	WARNE, DANIEL	225	1,434.00
5012-452	BARTLETT, MICHAEL L	2400	1,158.79
5012-452	BOTTOMS, DUANE R	2296	1,667.18
5012-452	CASE, THOMAS	174	1,600.00
5012-452	FAHRENBRUCH, SCOTT	533	2,671.34
5012-452	FRASER, KENNETH R	508	1,257.90
5012-452	MARIOLO, STEPHEN C	1806	1,762.41
5012-452	MCCAIN, EDWARD	176	1,401.29
5012-452	MCCLOSKEY, TANYA L	2908	1,039.53
5012-452	NAVARRO, DAVID A	3203	1,654.21
5012-452	STULTZ, JASON D	3399	970.54
5034-419	ALBERTSON, ERICK J	2272	1,307.25
5034-419	BIASOTTI, ANDREW J	2877	1,889.63
5034-419	BUTTNER, RICHARD	641	1,330.17
5034-419	CLICK, GARY A	1715	1,977.56
5034-419	DEVERAUX, SHANE D	2487	1,127.36
5034-419	DININGER, PAUL I	1215	1,412.35
5034-419	KEITH, WILLIAM	326	2,114.77
5034-419	NAIR, LAWRENCE	184	1,730.48
5034-419	OTERO, SERGIO A	2692	1,223.55

Dept/Div Activity	Payee	Social Security	Direct Deposit Amount
5034-419	REED, RONALD J	2808	1,781.86
5034-419	VOIGHT, CHARLES M	321	750.00
5047-452	BOLLINGER, ANN P	3101	1,384.10
5047-452	GUZMAN, JUAN F	291	1,745.01
5055-451	BAILEY, JESSICA L	3862	58.05
5055-451	BIDDLECOME, ANDREW B	3821	172.21
5055-451	BURROWS, CINDI E	3482	67.23
5055-451	CROCKETT, MARILYN D	3327	158.66
5055-451	CURD, BRANDON L	3941	176.08
5055-451	DYER, KEVIN M	3480	84.50
5055-451	HEARN, CHLOE N	3687	376.93
5055-451	HOLLENBECK-PRING, SPENSER S	3845	260.47
5055-451	LEONARD, TIFFANY L	3792	197.37
5055-451	LINN, ELISABETH	3437	59.98
5055-451	MACCARTY, SAMANTHA R	3685	375.18
5055-451	MARSHALL, ADA D	1726	1,069.60
5055-451	MCINTOSH, ASHTON O	3692	183.82
5055-451	MEYER, KURT	354	2,124.59
5055-451	NAKANISHI, CLYDE M	3689	507.35
5055-451	NELIS, BARBARA A	3939	211.92
5055-451	NOVAK, DYLAN M	3806	94.81
5055-451	PECKHAM, ALEX J	2977	144.86
5055-451	PECKHAM, ANDREW S	3720	269.16
5055-451	POWELL, SHELBY L	3948	291.75
5055-451	REDMOND, TAMI D	1386	1,585.35
5055-451	SALAS, ANGEL F	3827	92.88
5055-451	SHOWALTER, JAMIE L	3365	27.09
5055-451	STROUP, JILLIAN K	3358	244.82
5055-451	STRUBLE, WILLIAM T	3830	89.00
5056-451	AMES, MITCH	286	2,122.54
5056-451	BATEY, DAN	3898	311.39
5056-451	GOODNIGHT, SHEA	3879	453.43
5056-451	KLUG, ERIC M	2878	1,071.72
5057-451	ADAMSON, STEPHANIE L	3950	268.63
5057-451	BENNETT-DORAN, ELIZABETH M	3894	212.22
5057-451	CANFIELD, BILLY F	3499	309.91
5057-451	CANFIELD, TAYLOR RAE L	3757	344.56
5057-451	CHAPMAN, SCOTT M	2340	487.81
5057-451	DEGRAFFENREID, SHERIDAN L	3952	486.38
5057-451	FOWZER, SIERRA R	3498	448.67
5057-451	GERBER-WINN, KYLE W	3694	346.24
5057-451	KENNESTON, SARAH E	3811	322.99
5057-451	KRAHN, DANIEL J	3505	176.81
5057-451	KRAHN, KATIE R	3809	305.01
5057-451	LIVERMORE, KATHRYN R	3705	443.47
5057-451	MCCOY, MEGAN A	3701	368.32
5057-451	MCELFISH, LINDSEY R	3807	311.77
5057-451	MECKES, SARAH H	3813	266.96
5057-451	PETERSEN, CAROL A	2161	108.77
5057-451	RICKETTS, RORY C	3953	202.71
5057-451	SORACCO, MEAGAN S	1105	1,671.42

Dept/Div Activity	Payee	Social Security	Direct Deposit Amount
5060-451	CHANEY, JEFFREY P	3925	113.81
5060-451	DUNN, JOEL	466	2,376.60
5060-451	KATZORKE, KURT	3732	1,513.39
5060-451	LOZANO-HERNANDEZ, DEYANIRA	3452	129.38
5060-451	PARMENTER, MATTHEW R	3066	72.84
5067-443	GLANCY, MICHAEL T	310	1,522.92
5067-443	ZUEND, TERRELL A	1990	1,095.91
6200-455	ANTIPA, SUSAN M	1471	1,910.80
6200-455	COTTON, MAXINE J	328	1,438.87
6200-455	DEMATTEI, TRACI D	3859	300.46
6200-455	HAAKINSON, ROGER A	881	1,029.78
6200-455	JONES, SARA F	3321	3,003.08
6200-455	LAMBERT, MARY A	1913	1,148.70
6200-455	LEUTHAUSER, RICHARD D	3100	924.01
6200-455	MARCH, RACHEL M	2010	1,581.63
6200-455	MOORE, ANDREA W	591	1,627.11
6200-455	RUSH, KATHY	3581	1,406.59
6200-455	SADY, AMBER C	3674	1,523.45
6200-455	SEILER, MARIA E	462	1,010.47
6200-455	WERLINGER, ELAINE J	329	1,557.50
6200-455	WESTERGARD, TAMMY	3305	2,272.23
6800-441	ASCHENBACH, NOEMI M	3782	379.60
6800-441	BARLOW, JUDY L	3868	1,965.68
6800-441	BAROSSO, ANGELA L	2823	2,097.69
6800-441	BELT, STACEY A	2824	1,957.33
6800-441	BERGENHEIER, ELAINE	3442	1,466.82
6800-441	BLANDFORD, MICHELLE R	3784	538.56
6800-441	BLOOMER, CORTNEY L	3667	1,764.41
6800-441	BOOTHE, DUSTIN	956	2,375.76
6800-441	CAUHAPE, VALERIE	3899	1,588.01
6800-441	CLEMMENSEN, KARYN K	3028	270.80
6800-441	CORBIT, JUNE K	3878	969.63
6800-441	DE LA TORRE, ARGELIA I	3733	1,205.85
6800-441	FOX, NEIL S	3091	2,112.02
6800-441	GALAS, VERONICA M	3718	2,173.87
6800-441	GILLILAND, ELVA A	3217	1,390.10
6800-441	GODTFREDSSEN, CAROL M	2898	2,005.38
6800-441	HANNAH, CYNTHIA J	3895	1,672.10
6800-441	HAYNIE, KATHLEEN M	3875	2,280.77
6800-441	HICKENBOTTOM, KELLIE	3730	403.59
6800-441	HOTALING, SALVANETTE O	3465	2,075.31
6800-441	JIMENEZ, ANA J	3916	1,864.39
6800-441	JOHNSON, DAVID M	3621	1,323.19
6800-441	MILES, SALLYANNE L	3741	531.32
6800-441	PIERCE, JOSHUA A	3864	1,945.30
6800-441	PURKEY, BECKY W	3636	537.88
6800-441	SANTILLO, CHERIE' L	1449	1,463.69
6800-441	SCHNIEDER, BRENDAN A	3924	1,477.43
6800-441	TOMBROPOULOS, KRISTINA M	3905	318.67
6800-441	WORKS, MARENA L	801	2,212.14
6804-441	ANNETT, ALLEN J	2250	1,645.95



Prepared 8/17/11, 14:01:33  
Program PR655L  
CITY OF CARSON CITY

Direct Deposit Register  
BI-WEEKLY  
Pay Date 8/19/11

Page 13  
Pay Period 17  
7/29/11 To 08/11/11

Dept/Div Activity	Payee	Social Security	Direct Deposit Amount
6804-441	BRAZEAL, STEVEN M	2679	1,079.14
6804-441	BURT, LINDA S	3063	1,008.89
6900-442	BAKER, ANTHONY	1069	2,339.94
6900-442	HOWARD, ANTHONY R	3796	1,046.58
6900-442	JALLO, KATHLENE S	3883	1,002.16
6900-442	KELLY, HEATHER C	3224	759.94
6900-442	KELLY, SHADOW L	3518	1,563.89
6900-442	MCCOY, KEVIN	215	1,911.44
6900-442	MCCRACKEN, SEAN P	3850	473.24
6900-442	RADTKE, GAIL C	2371	1,931.49
6900-442	RUFFNER, TONYA J	3927	1,214.92
7200-413	BUNDY-TORAL, MOLLY	3668	1,104.11
7200-413	DUNCAN, CANDACE	3666	2,707.13
7200-413	EVANS, SALLY J	3665	1,328.91
7200-413	JONES, JANET S	3641	1,620.98
7200-413	LIVESAY, APRIL G	3926	311.84
7200-413	MACAULEY, LINDA K	3682	896.40
Total Direct Deposits -			629 1,059,071.60

Dept/Div Activity	Check Payee	Social Security	Check Number	Amount
212-413	MALONE, DIANA L	2913	210308	563.33
216-413	MASTERSON, KARLA A	2574	210309	357.64
500-413	CRAWFORD, SUZANNE M	3961	210310	1,263.95
500-413	FLETCHER-APPLEGA, TOMI J	3963	210311	470.49
	CARSON CITY SHERIFF'S OFFICE		210419	613.30
720-415	RUPERT, GINO M	3843	210312	304.59
1000-461	WEHLING, ANNA	3669	210313	220.57
2011-421	COCKING, PATRICIA S	3922	210314	233.02
2011-421	RISENHOOVER, NORVAL B	3260	210315	294.37
2011-421	URBANSKI, KURT J	2492	210316	1,719.10
2012-421	CULLEN, MICHAEL	605	210317	2,012.03
	SO DAKOTA CHILD SUPPRT PMT CTR		210418	276.92
2013-421	BROOKS, JENNIFER L	2905	210318	1,307.67
2014-421	CARTER, JOSH J	2890	210319	1,891.26
2014-421	GAUTSCHI, ROBERT	191	210320	2,413.78
2014-421	HOWELL, CARL G	3098	210321	1,486.81
2014-421	KENNISON, RONALD C	2220	210322	2,035.36
	CA STATE DISBURSEMENT UNIT		210416	232.61
2014-421	NUNO, MICHAEL J	3530	210323	2,214.91
2020-421	QUILICI, DON A	3914	210324	514.66
2512-422	BAKER, SCOTT W	304	210325	2,187.23
2512-422	SHIREY, DANIEL	532	210326	86.39
2515-422	BASEEL, GARY	17	210327	166.41
2515-422	MCCULLOCH, ROBERT L	3106	210328	256.08
3005-430	HUNT, BRENDA L	3964	210329	1,464.14
3012-430	LEMONS, SHYLA K	3002	210330	1,098.60
3014-424	GATTIS, KEVIN D	2892	210331	2,636.33
3025-419	LACOMBE, WILLIAM A	619	210332	1,534.91
	CA STATE DISBURSEMENT UNIT		210417	179.53
3038-431	ENGELS, ERIC B	3570	210333	1,222.10
3038-431	HACKING, JAMES E	3647	210334	929.91
3201-434	HOWARD, FREDERICK	264	210335	496.65
3201-434	KEPHART, JONATHON J	3514	210336	1,202.54
	CARSON CITY SHERIFF'S OFFICE		210420	365.01
4505-423	CLAPHAM, NICOLE M	3060	210337	1,083.05
	CARSON CITY SHERIFF'S OFFICE		210413	490.14
4506-423	BRYANT, STEPHEN W	3918	210338	934.89
	CHILD SUPPORT ENFORCEMENT AGEN		210421	94.61
4506-423	GARRISON, CHRISTINE M	292	210339	784.21
4506-423	HEUER, ASHLEIGH S	3557	210340	110.65
	INTERNAL REVENUE SERVICE		210414	115.00
4506-423	PRATT, CRISSY A	3563	210341	193.64
4506-423	SCHUETTE, LISA G	258	210342	110.65
4506-423	VASQUEZ, OLIVIA L	3316	210343	1,510.69
4506-423	WELLS, GREGORY A	3921	210344	27.66
4700-412	GUTIERREZ, JULIE	251	210345	622.44
4705-412	HALE, MARTIN G	3962	210346	1,763.47
4705-412	LEWIS, JOHN W	3777	210347	497.94
4705-412	ROMERO, JERRY	3673	210348	1,483.12
5012-452	BIDDLE, ERIK A	1320	210349	1,043.91
5012-452	CASE, THOMAS	174	210350	702.81

Dept/Div Activity	Check Payee	Social Security	Check Number	Amount
	CA STATE DISBURSEMENT UNIT		210415	93.69
5034-419	MEITZNER, ROBERT F	319	210351	1,462.74
5034-419	VOIGHT, CHARLES M	321	210352	555.65
5055-451	ALLEN, SARAH M	3790	210353	173.22
5055-451	BOEHNKE, TATUM A	3134	210354	162.53
5055-451	CANNON, RICHARD P	3876	210355	237.64
5055-451	CAVILIA, MIA K	3959	210356	104.49
5055-451	CHANG, ERIN Y	3710	210357	125.83
5055-451	COLLIER, ALLI N	3328	210358	63.85
5055-451	COOPER, ANDREW R	3946	210359	221.40
5055-451	GARRETT, DANIELLE L	3943	210360	148.99
5055-451	GENTNER, CORY K	3823	210361	30.96
5055-451	HARDGRAVE, ALBERT W	3176	210362	326.19
5055-451	HOWELL, MONTE J	3846	210363	81.27
5055-451	KERKLA, SARAH K	3192	210364	194.08
5055-451	LLAMAS, JENNY A	3805	210365	199.30
5055-451	LOMBARDO, JENNIFER C	3829	210366	193.49
5055-451	MARIANI, DOMINIC	3423	210367	73.53
5055-451	MCCURRY, BREANN R	3945	210368	166.40
5055-451	MEDINA, BRITTANY L	3825	210369	232.32
5055-451	MURDOCK, IAN J	2774	210370	103.77
5055-451	NOVAK, HANNAH J	3942	210371	23.22
5055-451	NOYER, SHELBY L	3826	210372	150.92
5055-451	PITTMAN, ABIGAIL C	3865	210373	194.08
5055-451	QUINTERO, GLORIA	3947	210374	203.17
5055-451	SCHLAGER, ALEXANDRA G	3838	210375	29.03
5055-451	SCHLAGER, NICHOLAS W	3395	210376	307.41
5055-451	STANKA, DANIELLE E	3837	210377	212.85
5055-451	TERRILL, JACQUE	3958	210378	236.13
5055-451	WARNER, REBECCA A	3510	210379	354.01
5055-451	WEMHEUER, NADINE M	3485	210380	322.71
5055-451	WILLIAMS, NATHANAEL D	3693	210381	515.58
5057-451	BIANCHI, CARLI J	3712	210382	26.29
5057-451	DAVIS, ALLIE A	3954	210383	189.68
5057-451	HUGHES, DEVIN T	3940	210384	537.74
5057-451	HYATT, BRISEIDA J	3949	210385	314.18
5057-451	LOPEZ, NOEL A	3956	210386	285.50
5057-451	MATHIESEN, BRIANNA M	3955	210387	304.08
5057-451	PERRY, BREANN N	3632	210388	464.33
5057-451	RUYBALID, SHAYNA N	3297	210389	412.22
5060-451	BRAGG JR, JOHN W	3729	210390	178.48
5060-451	GILLOTT, JASON F	3903	210391	191.20
5060-451	HACK, COURTNEY L	3892	210392	85.68
5060-451	JOYCE, JOHN E	3065	210393	155.32
5060-451	LOVE, ROBERT L	277	210394	521.00
5060-451	LOZANO-CADENA, MANUEL	3721	210395	171.17
5060-451	MADERA, PEDRO A	3096	210396	169.35
5060-451	SAAVEDRA, BIANCA D	3385	210397	184.93
5060-451	SANCHEZ, DEREK J	3067	210398	183.94
5060-451	SAYAFI, MOHAMAD A	3889	210399	237.53
5060-451	TEETER, JEREMIAH A	2639	210400	341.43

Dept/Div Activity	Check Payee	Social Security	Check Number	Amount
5060-451	VALLEY, BRETT T	3161	210401	101.41
5060-451	VONDRAK, CASSAUNDRA J	3068	210402	294.37
6200-455	BREWER, RENEE A	1807	210403	327.78
6200-455	DEVANEY, SANDRA D	846	210404	1,321.74
6200-455	LAUDER, AMY E	3929	210405	197.03
6200-455	MORIARTY, ANNE M	3023	210406	327.78
6200-455	RICHMAN, REBECCA E	3860	210407	292.24
6800-441	HENRY, JUNE A	3070	210408	267.69
6800-441	RADTKE, TAYLOR N	3856	210409	439.00
6804-441	CRAM, BRUCE A	3331	210410	1,195.71
6804-441	GOWER, MITCHELL A	2283	210411	1,069.61
6804-441	STEVENS, KERRY R	2271	210412	1,484.76
	Total Checks -		114	65,594.70

Dept/Div Activity	Payee	Social Security	Direct Deposit Amount
100-411	ABOWD, KAREN L	3896	690.36
100-411	ALDEAN, SHELLY N	2466	749.44
100-411	CROWELL, ROBERT L	3625	951.71
100-411	MCKENNA, JOHN F	3882	761.03
100-411	WALT, MOLLY	3630	806.79
212-413	ARELLANO, LISA K	3907	261.77
212-413	HAHNE, LINDA B	3908	619.44
212-413	KING, KATHLEEN M	1541	1,818.14
212-413	MARZOLINE, DEBORAH	3897	1,872.04
212-413	PHELPS, ELIZABETH J	2894	1,036.93
212-413	WARREN, TAMAR S	3794	501.06
212-413	WELLS, CAROL S	3406	371.23
213-413	DURKEE, LINDA R	3102	1,179.85
213-413	GLOVER, ALAN	407	2,175.38
213-413	HOUSTON, ROBIN M	245	1,510.63
213-413	IDE, JERRY L	451	1,844.20
214-415	HANNER, DOLORES M	2384	310.75
214-415	MAXWELL, JO REITA	2626	402.91
214-415	STONE, JOHN M	1555	1,594.11
216-413	DELICH, JANE E	3093	260.52
216-413	MERRIWETHER, SUSAN J	1108	1,885.72
216-413	YASUMOTO, SYLVIA M	2705	1,104.88
300-413	DUQUE, CHARLINE A	3200	1,195.87
300-413	HUCK, ELIZABETH A	358	1,652.25
300-413	KRAMER, ALVIN P	652	2,807.13
300-413	KRAMER, LEAH M	3867	1,121.93
300-413	MANDEL, HEATHER V	2226	1,469.86
300-413	RAHM, FRANK C	198	1,452.96
400-413	ADAMS, KIMBERLY D	2007	1,426.57
400-413	CLARK, TIMOTHY J	3281	1,482.70
400-413	COON, DONALD W	3417	1,279.63
400-413	DAWLEY, DAVID	470	2,458.49
400-413	MACHADO, CARON P	2335	1,424.42
400-413	PRICE, RHONDA L	2822	499.92
400-413	SHANNON, KEN	622	1,959.63
400-413	WALKER, STEVEN M	1527	1,725.21
500-413	ADAMS, DANIEL M	3800	2,239.86
500-413	ANDERSON-HOWARD, KAJA C	3818	1,093.92
500-413	BOLENBAKER, MICHAEL R	3820	2,110.36
500-413	CHRISTIANSSEN, KIMBERLY	664	1,798.22
500-413	FLETCHER-APPLEGA, TOMI J	3963	356.92
500-413	GARDNER, GERALD J	3300	3,838.31
500-413	HAYNES, FRANKEE P	3536	1,433.42
500-413	HERRING, ANNA C	3488	1,051.55
500-413	MACLELLAN, NATHAN D	3930	2,327.06
500-413	MADDEN, MARY M	2071	2,554.22
500-413	MENZEL, GINA M	255	1,667.19
500-413	MUNN, RANDAL R	3855	3,611.21
500-413	PORTER, MELANIE	3444	2,558.53
500-413	POWELL, VIRGINIA A	1714	2,062.39
500-413	RAMIREZ, RUDOLFO R	2849	2,484.82

Dept/Div Activity	Payee	Social Security	Direct Deposit Amount
500-413	ROMBARDO, NEIL A	1668	3,817.80
500-413	RUSSOM, TINA M	3871	2,221.55
500-413	SCULLY, MOREEN	3642	2,576.80
500-413	SMALL, SHELLY L	3817	2,239.86
500-413	WHITSON, JANA L	3935	1,394.93
600-413	BANKS, LAURA A	3558	1,001.06
600-413	BUSSE, JANET L	482	1,662.08
600-413	ESKEW-HERRMANN, HEIDI M	2631	1,729.14
600-413	WERNER, LAWRENCE A	1959	3,804.28
701-415	ATKINSON, SALLY J	2707	531.72
701-415	DEVALL, DEBBIE	316	2,176.30
701-415	EVANS, SHANNON D	169	1,784.06
701-415	MCQUEARY, CHRISTINE V	3560	1,177.21
701-415	PAULSON, NANCY M	1524	2,250.91
701-415	PROVIDENTI, NICKOLAS A	343	2,961.02
701-415	RUSSELL, SHERI M	3934	2,428.55
704-415	MEYER, CECILIA A	3727	1,766.44
705-415	BRUKETTA, MELANIE	760	3,435.01
705-415	CAUHAPE, VALERIE	3899	1,637.24
705-415	PEACH, BARBARA A	3575	1,601.67
705-415	THOMAS, WILLIAM F	1837	1,570.45
706-415	SCHUELLER, LORA M	3048	1,605.70
706-415	TALLMAN, CARRIE H	3589	1,116.62
710-419	CALVAN, PATRICK M	3753	1,263.90
710-419	LEE, GINA D	2817	5,006.41
710-419	MCKELVEY, DANA J	173	1,844.55
710-419	ROYAL, SCOTT	1001	2,699.57
710-419	STEIN, KEVIN L	3150	1,705.41
710-419	VON SCHIMMELMANN, ERIC J	1664	2,545.48
710-419	WILKINSON, JOHN G	3707	3,203.07
710-419	WILLIAMS, JAMES R	3054	2,124.65
710-419	WINDLE, WILLIAM	270	2,573.08
720-415	BELT, KIM R	3123	2,523.67
720-415	CHRISTOPHERSON, PHILIP W	3420	277.28
720-415	SCHROEDER, GAIL A	1949	1,249.47
764-444	ASHLEY, FRANCES M	2946	1,391.94
764-444	CHANDLER, VICTORIA J	3728	908.95
764-444	COMPSTON, JR, GAREY S	3910	237.12
764-444	DEZERGA, ADA E	3500	1,191.56
764-444	RUIZ, HAZEL P	3146	1,280.92
764-444	WELCH-PHILLIPS, JO	3649	981.28
764-444	WOLFE, KATHY F	228	2,721.06
765-444	IBARRA, KELLY R	3884	1,047.66
1425-419	BROD, JANICE M	3205	1,590.38
1425-419	CHWALISZ, EVA	453	1,576.20
1425-419	GREEN, KATHE F	1862	1,381.44
1425-419	PLEMEL, LEE A	2100	2,524.08
1425-419	PRUITT, JENNIFER	1256	2,446.39
1425-419	THOMPSON, REA M	1556	1,276.32
1500-451	BECK, IDA D	468	1,502.37
1500-451	BOTTINO, WARREN J	3923	1,591.68

Dept/Div Activity	Payee	Social Security	Direct Deposit Amount
1500-451	MCINTOSH, JANICE L	3624	2,729.49
2005-421	ALBERTSEN, STEVE L	2457	3,814.36
2005-421	DAVIS, LISA S	2863	1,612.66
2005-421	FURLONG, KENNETH T	2458	3,534.66
2005-421	HEATH, KATHIE	226	2,495.91
2005-421	NEEP, REBECCA J	409	1,355.86
2005-421	SUAREZ, JOHN R	2910	1,349.57
2005-421	WISSERT, LAURA L	1611	1,485.21
2011-421	BREHM, NATHAN E	2805	1,920.94
2011-421	EARL, ANJE M	3870	1,045.19
2011-421	GOMES, DANIEL A	2396	1,822.76
2011-421	GONZALES, DANIEL G	2593	3,267.26
2011-421	GOURLAY, MARY E	3756	886.84
2011-421	HIGMAN, DEAN	247	2,133.54
2011-421	LEGROS, DAVID A	2001	2,751.07
2011-421	LEGROS, DENA J	2012	1,822.87
2011-421	LOWE, CRAIG E	2870	2,287.25
2011-421	MARTIN, ELIZABETH A	3128	1,390.97
2011-421	MAYS III, EARL A	1577	2,332.92
2011-421	MILLER, THOMAS T	2667	2,037.85
2011-421	RHINES, RUTH	1796	1,448.37
2011-421	SANDAGE, KENNETH L	362	4,076.38
2011-421	SPEEGLE, DOUGLAS E	2278	2,564.58
2011-421	STETLER, CHARLES D	2404	2,165.62
2012-421	ACOSTA, SALVADOR	2612	2,204.92
2012-421	BATIEN, RICHARD	1235	2,062.23
2012-421	BOGGAN, JAMES T	3274	1,959.31
2012-421	BUENO, JASON J	2948	1,655.19
2012-421	CLOWSER, ERIC S	3014	1,764.39
2012-421	CLOWSER, MARTHA A	2613	1,863.59
2012-421	CULLEN, MICHAEL	605	2,456.92
2012-421	DENHAM, GARY M	3147	1,981.08
2012-421	DODDS, RICHARD	203	3,020.23
2012-421	ENCINAS, RICK	463	2,459.35
2012-421	ERVEN, CRAIG S	3275	2,374.26
2012-421	FISCHER, MIKE J	2067	2,422.80
2012-421	GIBSON, DONALD J	2018	1,549.10
2012-421	GUIMONT, ROBERT	788	1,901.15
2012-421	HITCH, JOHN R	3319	2,162.95
2012-421	HUMPHREY, BRIAN C	486	3,593.78
2012-421	HUTT, ERIC	577	1,794.74
2012-421	JONES, DANIEL L	3099	1,529.48
2012-421	MARSHALL, EARL M	159	2,687.65
2012-421	MCDANIEL, JEFFREY S	2594	2,250.21
2012-421	MCDONALD, THOMAS D	3577	2,135.40
2012-421	MENDOZA, BRIAN P	2893	1,597.61
2012-421	MOTAMENPOUR, BAHRAM	1406	1,900.20
2012-421	OCHSENSCHLAGER, DANIEL R	2189	2,148.92
2012-421	OLSON, STEVEN T	2793	1,808.70
2012-421	POPE, RICHARD D	189	2,529.81
2012-421	PRIMKA, JAMES W	938	2,772.10

Dept/Div Activity	Payee	Social Security	Direct Deposit Amount
2012-421	PULLEN, JEFF J	2255	1,829.33
2012-421	PUTZER, MATTHEW	253	2,549.86
2012-421	RICHARDS, WILLIAM J	1723	1,814.43
2012-421	RIGGIN, DARIN G	3345	1,549.07
2012-421	RIVERA, CHRISTOPHER P	2307	1,958.71
2012-421	RIVERA, JESSICA M	3218	2,069.29
2012-421	SAYLO, RAYMONT C	75	3,543.04
2012-421	SHEWBERT, MICHAEL L	2504	1,485.87
2012-421	SLOAN, DARRIN	609	3,329.29
2012-421	SMITH, MATTHEW R	2985	1,852.50
2012-421	STAGLIANO, JOSHUA G	1868	2,872.94
2012-421	SURRATT, JIMMY A	3018	2,071.24
2012-421	TRAN, QUAN M	3454	1,482.33
2012-421	TROTTER, JOE C	2291	1,907.61
2012-421	UNDERHILL, GARY H	1873	1,578.41
2012-421	VEADER, BENJAMIN	3240	2,211.12
2012-421	WALL, FRED	492	4,247.50
2012-421	WHEELER, HARRY W	1559	1,110.49
2012-421	WHITE, ROBERT S	345	3,137.05
2012-421	WILLIAMS, DEAN A	1222	2,020.66
2013-421	DRAPER, JENNIFER J	3094	1,074.93
2013-421	KELLER, ARLENE M	356	1,569.55
2013-421	MACMAHON, CHRISTOPHER M	3913	522.69
2013-421	MAXWELL, KARIE J	2477	1,422.30
2013-421	MCKINLEY, MILANI G	449	1,706.51
2013-421	PATTERSON, ELIZABETH	3245	1,202.18
2013-421	SMITH, KENNETH	3431	622.53
2013-421	WALL, ERIKA L	3572	970.21
2014-421	ADAMS, JARROD P	1933	2,066.50
2014-421	APPLE, JOE T	3671	1,368.09
2014-421	BINDLEY, BRETT J	3025	1,981.99
2014-421	COLLAZO, URIEL	3272	1,644.35
2014-421	DREWS, CODY J	3651	929.89
2014-421	DUNCKHORST, CORY M	3040	1,802.36
2014-421	FAIR, GLENN	1982	2,483.73
2014-421	FREER, JACK R	373	3,314.22
2014-421	FRY, CARL V	1507	2,165.77
2014-421	GAUTSCHI, ROBERT	191	250.00
2014-421	HINDELANG, RUDOLPH J	1848	2,013.12
2014-421	KENNISON, RONALD C	2220	2,107.91
2014-421	KEPLER, DERRICK D	3755	1,611.22
2014-421	LEE, KIPLAN M	3017	2,088.66
2014-421	LOCATELLI, RONALD G	3512	1,339.74
2014-421	MARTENSEN, MARIE E	1763	1,231.32
2014-421	MAYS, BRIAN M	1731	2,383.93
2014-421	MCFALL, WILLIE J	3355	1,579.13
2014-421	MCMAHON, ERIN M	3520	1,680.63
2014-421	MELVIN, JEFFRY	607	3,066.80
2014-421	NOVIKOFF, HEIDI	3006	1,203.13
2014-421	PALAMAR, SEAN C	3411	1,553.63
2014-421	PARODI, TERRY J	1313	2,079.71



Dept/Div Activity	Payee	Social Security	Direct Deposit Amount
2014-421	RAMOS, CHRISTOPHER L	3413	1,642.93
2014-421	SCOTT, JEFFREY A	2315	2,130.74
2014-421	STEEL, KENNETH G	324	2,220.06
2014-421	TORKEO, ANTHONY P	2565	1,259.00
2014-421	WEIS, EDWARD J	3409	1,905.48
2014-421	WHITE, DONALD T	817	3,734.11
2014-421	WILDBLOOD, JASON A	2663	1,791.50
2017-421	BAUER, DENISE M	2611	1,658.16
2017-421	CEBALLOS, MARICELA	2690	1,888.28
2017-421	CHRZANOWSKI, JESSICA A	3220	1,488.42
2017-421	CRUZ, STEPHANIE A	2832	1,352.82
2017-421	DAVIS, JENNIFER A	3902	1,116.44
2017-421	DAWSON, SARAH L	2623	2,064.41
2017-421	FLAGGE-PHILLIPS, SANDY A	3322	674.66
2017-421	HENMAN, JAMIE H	3620	1,388.67
2017-421	HERTZ, ELIZABETH A	886	1,734.67
2017-421	JENKINS, JENNYLYN Q	3473	1,209.01
2017-421	KNOWLES, MARJORIE F	1088	2,359.04
2017-421	MEAD, KELLI P	2102	1,833.65
2017-421	MILTON, DONNA G	1274	2,237.52
2017-421	MONCADA, MARLON	2479	1,911.11
2017-421	MRACEK, KARIN M	271	2,164.36
2017-421	RIOS, KIMBERLY L	3461	1,133.94
2017-421	TALAVERA, WENDY V	2986	2,343.14
2018-421	HATLEY, SAMUEL I	1971	1,943.36
2018-421	TUCKER, MORGAN H	3219	1,987.28
2020-421	SPENELLA, RONALD J	3196	1,146.69
2020-421	TRIPP, WHITNEY C	3544	602.17
2505-422	ALBEE, RACHEL C	3509	523.14
2505-422	DUNN, GARY E	3637	2,005.82
2505-422	GIOMI, ROBERT S	145	3,678.72
2505-422	NEVIN, DANIEL R	1451	2,157.65
2512-422	ALBEE, DAN	303	2,966.24
2512-422	ARAMBURU, DIEGO F	2474	2,288.95
2512-422	BAKER, CURTIS D	3468	2,628.19
2512-422	BAKER, SCOTT W	304	2,000.00
2512-422	BOGGS, TRAVIS J	2654	2,781.74
2512-422	CARAS, LANCE E	1660	1,964.61
2512-422	CHARLES, ROBERT	179	3,194.17
2512-422	COLATORTI, JAMES P	1661	2,852.69
2512-422	DANEN, JASON T	1301	2,048.86
2512-422	DONNELLY, MATTHEW T	1267	4,260.36
2512-422	EASTERLING, JOHN R	1113	2,973.38
2512-422	FRIEDLANDER, JEFFREY M	2780	2,185.52
2512-422	FUHRMAN, DANIEL D	2781	1,981.10
2512-422	GARDNER, JASON A	1662	2,135.03
2512-422	HORTON, MICAH S	2152	2,087.55
2512-422	HOWE, TRAVIS W	1663	2,438.98
2512-422	HUGHES, ALEX W	3467	1,810.91
2512-422	HUNT, BRYON A	1474	2,687.46
2512-422	MASON, CHRISTOPHER J	2446	2,216.17

Dept/Div Activity	Payee	Social Security	Direct Deposit Amount
2512-422	MERRITT, MATTHEW P	1545	2,367.28
2512-422	MORGAN, STEVE	305	3,135.05
2512-422	NYBERG, KEVIN J	3075	2,297.16
2512-422	O'BRIEN, SCOTT T	2784	2,215.32
2512-422	PACE, CHRISTOPHER P	3350	1,844.79
2512-422	PARK, DAVID	125	3,394.22
2512-422	PETTY, CORY E	3076	2,379.57
2512-422	PORTER, BRETT B	3858	1,914.70
2512-422	QUILICI, JIM	237	3,317.74
2512-422	RAW, THOMAS	426	2,721.36
2512-422	ROBERTSON, PAT	427	1,904.93
2512-422	SANTOS, MIKE	187	3,804.63
2512-422	SAUNDERS, SAMUEL B	2785	2,057.35
2512-422	SCHREIHANS, ROBERT	157	2,156.36
2512-422	SHARP, ALAN R	3857	2,012.04
2512-422	SHIREY, DANIEL	532	3,200.00
2512-422	STANFORD, ROBERT F	162	1,972.92
2512-422	STOWE, AUSTIN W	3349	2,163.91
2512-422	TARULLI, THOMAS M	2998	3,520.78
2512-422	TRISTAO, JASON J	2445	2,150.43
2515-422	BARR, LORALEI	1204	1,638.74
2515-422	HORTON, LEE A	384	2,376.78
2515-422	LEMONS, DUANE T	773	2,133.24
2515-422	ROCHELLE, TIMOTHY R	3771	596.79
2520-422	ARNESON, JOHN	346	2,828.16
2520-422	DEHAVEN, TIMOTHY J	483	3,447.69
2520-422	DIETRICH, JUDY M	994	648.86
2525-422	ATTASHIAN, RAFFI P	2668	2,986.67
2525-422	BERO, ERIC	139	3,684.09
2525-422	COOK, ROBBIE A	2778	2,448.65
2525-422	DAVIES, JEFF D	1211	2,791.94
2525-422	DRESCHER, STEPHEN C	3313	2,892.02
2525-422	GARRETT, GARY M	2618	1,818.43
2525-422	GELBMAN, DANIEL M	2993	3,289.84
2525-422	HARNS, CHAD	2782	3,044.61
2525-422	HILL, CAROL	830	1,261.48
2525-422	LINSCOTT, JEFF F	2783	3,168.37
2525-422	MADEY, MIKE L	3911	1,905.87
2525-422	MIHELIC, BRADLEY J	2994	2,126.20
2525-422	NOVAKOVICH, JEFFRY A	283	2,291.24
2525-422	PEDRINI, JONATHON J	3348	3,047.27
2525-422	RICHES, TORREY H	3314	2,040.97
2525-422	TEMPLE, RODNEY	480	4,383.25
2525-422	WHITE, JAMES	981	3,312.03
3005-430	HUNT, BRENDA L	3964	1,545.56
3005-430	JAMES, EDWIN D	3646	3,342.95
3005-430	LAWRENCE, KATHRYN J	3861	280.94
3005-430	LEFFLER, TONI M	3658	1,482.40
3005-430	LYNN, GREGORY C	3626	71.06
3005-430	NEDDENRIEP, DEBORAH L	3639	855.68
3005-430	OLSON, MICHAEL	3627	69.86

Dept/Div Activity	Payee	Social Security	Direct Deposit Amount
3005-430	RICCI, JOSEPH	3900	71.06
3005-430	SWEENEY, THOMAS	3629	71.06
3012-430	ANDERSON, DARREN S	3937	1,767.05
3012-430	BURCHIEL, CHRISTINE M	3062	347.73
3012-430	BURNHAM, ANDREW R	1612	3,881.29
3012-430	CONARD, CINDY K	2799	2,286.34
3012-430	DOENGES, DANIEL	3445	2,066.29
3012-430	DOYAL, BRIAN A	1500	2,006.58
3012-430	FELLOWS, ROBERT D	2106	3,323.76
3012-430	GOWER, CYNTHIA	414	1,607.41
3012-430	GRUNDY, TOM B	1613	2,450.50
3012-430	HOGEN, RORY A	262	1,792.81
3012-430	LEET, KAREN L	3036	1,790.52
3012-430	LEMONS, SHYLA K	3002	100.00
3012-430	LOWE, LEANNE N	3459	1,203.59
3012-430	OTTINGER, DEBRA L	3752	1,286.60
3012-430	PARASA, LALITHA	2360	1,917.15
3012-430	PITTENGER, PATRICK	3229	3,575.59
3012-430	PLATT, JOHN F	1104	1,765.91
3012-430	RICHARDS, DEBRA L	2208	1,410.18
3012-430	ROSENKOETTER, DAVID G	1850	2,166.45
3012-430	SABORI, TIMOTHY	3228	1,899.04
3012-430	SCHULZ, DARREN L	3678	3,857.19
3012-430	SHARP, JEFF A	3107	3,344.32
3012-430	SMITHSON, KENNETH E	3785	1,928.57
3012-430	WHITE, KAREN L	1499	1,501.16
3014-424	GATTIS, KEVIN D	2892	2,654.72
3014-424	INGHAM, SABRINA D	3309	1,255.43
3014-424	PARK, VALERIE R	1007	1,559.51
3014-424	SCOTT-FISHER, SANDRA G	1712	1,646.92
3014-424	TRIPP, LENA E	3027	1,442.11
3014-424	WEIMER, WAYNE R	3936	1,351.90
3025-419	GOOD, ZACH A	3836	1,793.21
3025-419	HARDCASTLE, RICHARD L	3535	1,463.04
3025-419	JERUMS, MICHAEL J	3832	1,588.43
3025-419	LACOMBE, WILLIAM A	619	188.00
3025-419	MIGUEL, TONY G	3008	1,603.44
3025-419	RIGBY, ERIC C	3652	1,378.90
3038-431	ALBERTSON, GARY J	2804	1,022.55
3038-431	AMUNDSON, ROBERT C	1581	1,384.79
3038-431	BECKERDITE, RICK W	193	2,622.94
3038-431	BOOTH, JOSEPH D	1724	1,358.43
3038-431	BRIO, JEFF S	3400	1,065.64
3038-431	BROWARD, STEVEN P	1986	1,322.18
3038-431	CHRIST, KEVIN A	3709	1,869.66
3038-431	COX, ADAM J	2363	995.07
3038-431	COX, GEORGE	862	1,071.64
3038-431	ENGELS, ERIC B	3570	1,789.96
3038-431	INGRAM, JACK H	2385	1,581.61
3038-431	LAAKER, JOHN J	350	1,299.60
3038-431	LAW, EDWARD L	538	1,373.57

Dept/Div Activity	Payee	Social Security	Direct Deposit Amount
3038-431	MOORE, JASON	3443	1,147.08
3038-431	NOFTSKER, CHARLES A	2637	1,281.86
3038-431	POUARD, ROBERT	3448	1,902.56
3038-431	SCHROEDER, RICHARD E	1594	1,363.48
3038-431	TIEARNEY, JUSTIN C	1000	2,105.51
3038-431	TOMASCO, JOHN S	351	2,408.98
3038-431	WASS, DONALD W	1482	1,506.74
3201-434	ALLISON, JAY C	3932	1,316.29
3201-434	ARNOLD, KEN E	220	3,270.60
3201-434	BELL, ANNA M	3851	1,083.20
3201-434	BRADSHAW, JEFF R	1095	1,578.86
3201-434	BROWER, MATHEW M	3957	1,395.64
3201-434	BROWN, WENDY L	266	1,901.35
3201-434	FONG, DOUGLAS G	1586	2,095.53
3201-434	FRAGER, GEORGE M	3960	2,123.66
3201-434	FREEMAN, JAMES R	3888	1,537.31
3201-434	HALE, KELLY A	3143	2,058.81
3201-434	HOWARD, FREDERICK	264	1,658.00
3201-434	IRWIN, MARK A	3216	1,698.31
3201-434	JACKLETT, JAMES V	2842	2,768.26
3201-434	KOTSULL, ALAN	272	2,404.78
3201-434	MCGOODWIN, JEFF W	401	2,049.88
3201-434	PECK, KENNETH S	3457	1,708.37
3201-434	SIMPSON, MARK	539	1,504.33
3201-434	WHITAKER, DAVID W	3089	1,528.17
3201-434	WIESE, SHAWN L	3866	1,454.58
3502-435	AGRELLA, KEVIN T	2412	1,370.28
3502-435	ALBERTSON, DAVID L	3537	882.72
3502-435	BROWN, NICOLAS A	551	2,073.34
3502-435	CATLETT, JEFF W	3333	1,051.44
3502-435	CAUGHRON, JASON H	3042	1,154.61
3502-435	COLLIER, AARON S	3551	1,500.34
3502-435	CROW, MIKE K	3472	1,255.26
3502-435	ESTES, JAMES M	2829	1,999.84
3502-435	GORDON, THOMAS G	835	1,277.12
3502-435	GUINN, THOMAS L	3801	3,482.92
3502-435	HORTON, CURTIS W	168	3,289.74
3502-435	JOST, THEODORE R	3001	1,032.98
3502-435	LOYOLA, ISRAEL S	3719	1,230.30
3502-435	MATHIESEN, BRANDON N	1262	1,454.39
3502-435	PALMER, RICHARD K	750	2,768.46
3502-435	REID, JERAD M	3410	1,065.73
3502-435	REYNA, KELLY J	3831	928.24
3502-435	RICHARDSON, NATHAN	3289	1,064.54
3502-435	RUIZ, GREGG A	3612	1,348.82
3502-435	SHINE, ROBERT	643	1,702.77
3502-435	THICKE, MICHAEL R	3246	1,311.98
3502-435	TRUPELL, JESSE A	3266	1,048.59
3502-435	VOELTZ, JEFFERY R	3056	1,894.05
3702-437	CLEGG, VANN	2937	1,603.39
3702-437	COPP, JOSHUA J	3550	966.94

Dept/Div Activity	Payee	Social Security	Direct Deposit Amount
3702-437	EISNER, DAVID F	3130	1,016.18
3702-437	MITCHELL, TODD D	273	1,857.68
3702-437	PIER, CAMERON M	3834	799.00
3702-437	WISE, URIAH V	3032	1,427.41
4300-412	BREUER, TINA M	1477	1,498.60
4300-412	GUTIERREZ, MARIBEL	836	1,545.44
4300-412	JEFFRIES, ANGELA C	3912	1,116.79
4300-412	LUIS, KRISTIN N	1772	2,882.47
4505-423	BIANCHI, BEN	361	1,636.78
4505-423	CLAPHAM, MATTHEW J	2327	1,536.04
4505-423	CLAPHAM, NICOLE M	3060	1,137.91
4505-423	HILL, VALERIE A	472	1,865.00
4505-423	KEY, ADRIANNE M	2886	1,324.11
4505-423	LAWLOR, LINDA L	1784	2,084.06
4505-423	MCGEE, CINDY A	1823	1,956.34
4505-423	MCGEE, GREGORY C	1120	2,045.25
4505-423	MENDOZA, EFREN	1004	1,786.00
4505-423	NORWOOD, AMBER M	2434	1,293.37
4505-423	SIMMS, JOHN B	149	3,101.60
4505-423	URRUTIA, JOSE A	2219	2,224.99
4506-423	AGUAYO, MEGAN L	3084	1,366.94
4506-423	AGUIRRE, MATTHEW E	3917	110.65
4506-423	AIKINS, ALBERT	398	1,616.38
4506-423	BEER, PAULA	711	1,329.62
4506-423	BRENENSTALL, MARK G	2061	1,741.07
4506-423	CANNE, MICHAEL A	3466	1,389.91
4506-423	DANTZLER, FRANCES C	2882	1,515.16
4506-423	DAVIS, SCOTT B	1506	2,345.62
4506-423	FINNEGAN, KAREN A	197	110.65
4506-423	FLORES, LYSETTE A	3919	13.83
4506-423	GARCIA GONZALEZ, MARIA LOREN	3453	1,213.07
4506-423	GARRISON, CHRISTINE M	292	3,220.41
4506-423	GREENE, DANIEL L	2606	1,699.77
4506-423	LUTU, JAMES S	3549	1,408.85
4506-423	MCBRIDE, ERICK R	3471	388.52
4506-423	MOURNIGHAN, FRANK J	2888	1,706.06
4506-423	NELSON, NANCY	127	1,532.32
4506-423	WELLS, GREGORY A	3921	345.76
4700-412	ARMSTRONG, THOMAS R	3931	2,871.85
4700-412	ASHTON, TRACY L	2441	2,390.40
4700-412	COOPER, CRISTAL A	2815	1,291.03
4700-412	CORTES, MAXINE	3285	3,526.63
4700-412	DANIEL, TAWNYA S	2435	1,672.37
4700-412	DUNCKHORST, KACY J	3231	1,208.85
4700-412	ERVEN, CHRISTINE	156	2,246.57
4700-412	FISCHER, CARIN	511	2,346.24
4700-412	FRANZ, CHRISTINE M	2680	1,642.12
4700-412	GARDNER, TARYN A	3915	1,046.10
4700-412	GREENBURG, SUSAN	3622	1,313.03
4700-412	GUTIERREZ, JULIE	251	526.00
4700-412	GUTIERREZ, VANESSA C	3338	1,052.97

Dept/Div Activity	Payee	Social Security	Direct Deposit Amount
4700-412	HARKLEROAD, JULIE C	1973	1,885.64
4700-412	HIGGINS, JOLIE C	1264	2,437.07
4700-412	LOPEZ, JULIO A	952	2,374.56
4700-412	LOPEZ, SYLVIA C	405	2,198.32
4700-412	LOYOLA, MIRNA	3441	1,207.84
4700-412	MCCULLOCH, LYNDA L	1072	1,594.42
4700-412	NICHOLS, LESLIE A	2190	2,177.22
4700-412	SACHS, WENDY E	623	1,780.53
4700-412	SCHOFIELD, STEPHEN O	3842	1,861.70
4700-412	TATRO, JOHN	667	3,721.01
4700-412	TINAJERO, MARTHA A	2649	1,464.30
4700-412	TORRES, BRENDA L	1551	1,479.23
4700-412	VAZQUEZ, TIMOTHY M	2251	2,147.31
4700-412	WAKELING, EVELYN S	3643	1,438.46
4700-412	ZIMMERMAN, TARA C	3819	3,678.26
4705-412	BEIL, KIMBERLY S	674	1,588.96
4705-412	CONTI, ROBERT M	3780	433.71
4705-412	COUNCILMAN, SUE A	3555	1,176.57
4705-412	DAVIS, KURT	85	468.30
4705-412	GEORGE, ANA G	3623	630.75
4705-412	GONZALES, MELIAH H	2605	1,840.99
4705-412	MAYA, MARIA E	1699	1,469.05
4705-412	PARKER, ROBERT B	3263	508.53
4705-412	PETERS, JAYNE Y	2503	755.35
4705-412	PLANETA, RORY C	3271	2,974.79
4705-412	RYBA, JUSTIN M	3434	1,667.38
4705-412	SAAVEDRA, CLAUDIA	944	2,127.81
4705-412	SUMMERS, CATHERINE E	254	2,192.98
4705-412	TRACY, ROBERT P	86	688.54
4705-412	WOOMER, DANN F	3781	520.23
4705-412	ZACHA, MARK A	3775	1,723.62
5005-452	BIDDLE, ALLAN A	1684	1,416.78
5005-452	HYATT, STELLA R	2173	1,550.80
5005-452	KRAHN, VERN L	1243	2,373.39
5005-452	MOELLENDORF, ROGER A	2831	3,316.74
5005-452	PETRENKO, DARIA A	1958	1,762.97
5005-452	REED, DIXIE L	2521	1,370.47
5005-452	WARNE, DANIEL	225	1,434.00
5012-452	BARTLETT, MICHAEL L	2400	1,159.28
5012-452	BOTTOMS, DUANE R	2296	1,688.07
5012-452	CASE, THOMAS	174	1,600.00
5012-452	FAHRENBRUCH, SCOTT	533	2,727.78
5012-452	FRASER, KENNETH R	508	1,259.47
5012-452	MARIOLO, STEPHEN C	1806	1,783.29
5012-452	MCCAIN, EDWARD	176	1,372.07
5012-452	MCCLOSKEY, TANYA L	2908	930.09
5012-452	NAVARRO, DAVID A	3203	1,686.26
5012-452	STULTZ, JASON D	3399	950.80
5034-419	ALBERTSON, ERICK J	2272	1,939.66
5034-419	BIASOTTI, ANDREW J	2877	1,986.15
5034-419	BUTTNER, RICHARD	641	1,330.17

Dept/Div Activity	Payee	Social Security	Direct Deposit Amount
5034-419	CLICK, GARY A	1715	2,055.17
5034-419	DEVERAUX, SHANE D	2487	1,302.08
5034-419	DININGER, PAUL I	1215	1,481.31
5034-419	KEITH, WILLIAM	326	2,173.61
5034-419	NAIR, LAWRENCE	184	1,730.47
5034-419	OTERO, SERGIO A	2692	1,953.94
5034-419	REED, RONALD J	2808	1,781.86
5034-419	VOIGHT, CHARLES M	321	750.00
5047-452	BOLLINGER, ANN P	3101	1,402.49
5047-452	GUZMAN, JUAN F	291	1,811.85
5055-451	BAILEY, JESSICA L	3862	58.05
5055-451	BURROWS, CINDI E	3482	40.74
5055-451	CROCKETT, MARILYN D	3327	133.50
5055-451	CURD, BRANDON L	3941	390.84
5055-451	HEARN, CHLOE N	3687	114.16
5055-451	HOLLENBECK-PRING, SPENSER S	3845	307.39
5055-451	MACCARTY, SAMANTHA R	3685	112.22
5055-451	MARSHALL, ADA D	1726	1,069.60
5055-451	MEYER, KURT	354	2,183.43
5055-451	NAKANISHI, CLYDE M	3689	256.65
5055-451	NOVAK, DYLANN M	3806	160.60
5055-451	PECKHAM, ANDREW S	3720	243.09
5055-451	POWELL, SHELBY L	3948	359.53
5055-451	REDMOND, TAMI D	1386	1,603.73
5055-451	SALAS, ANGEL F	3827	58.05
5055-451	STRUBLE, WILLIAM T	3830	32.90
5056-451	AMES, MITCH	286	2,225.63
5056-451	BATEY, DAN	3898	223.98
5056-451	GOODNIGHT, SHEA	3879	445.23
5056-451	KLUG, ERIC M	2878	1,071.72
5056-451	SULLI, NICHOLAS	3225	91.78
5057-451	ADAMSON, STEPHANIE L	3950	58.22
5057-451	BENNETT-DORAN, ELIZABETH M	3894	92.44
5057-451	CANFIELD, BILLY F	3499	81.69
5057-451	CANFIELD, TAYLOR RAE L	3757	292.25
5057-451	CHAPMAN, SCOTT M	2340	585.32
5057-451	DEGRAFFENREID, SHERIDAN L	3952	182.16
5057-451	FOWZER, SIERRA R	3498	346.73
5057-451	KENNESTON, SARAH E	3811	378.30
5057-451	KRAHN, DANIEL J	3505	251.03
5057-451	KRAHN, KATIE R	3809	296.73
5057-451	LIVERMORE, KATHRYN R	3705	328.32
5057-451	MCCOY, MEGAN A	3701	399.61
5057-451	MCELFISH, LINDSEY R	3807	355.93
5057-451	MECKES, SARAH H	3813	214.09
5057-451	PETERSEN, CAROL A	2161	102.05
5057-451	RICKETTS, RORY C	3953	33.99
5057-451	SORACCO, MEAGAN S	1105	1,672.37
5060-451	DUNN, JOEL	466	2,443.44
5060-451	KATZORKE, KURT	3732	1,580.23
5060-451	LOZANO-HERNANDEZ, DEYANIRA	3452	209.69

Dept/Div Activity	Payee	Social Security	Direct Deposit Amount
5060-451	PRICE, CALEB J	3890	109.33
5060-451	SHINE, ELAYNA M	3633	82.62
5067-443	GLANCY, MICHAEL T	310	1,522.91
5067-443	ZUEND, TERRELL A	1990	1,095.91
6200-455	ANTIPA, SUSAN M	1471	1,910.80
6200-455	COTTON, MAXINE J	328	1,438.87
6200-455	DEMATTEI, TRACI D	3859	300.46
6200-455	DEVANEY, SANDRA D	846	1,321.74
6200-455	HAAKINSON, ROGER A	881	1,029.78
6200-455	JONES, SARA F	3321	3,136.88
6200-455	LAMBERT, MARY A	1913	1,168.41
6200-455	LEUTHAUSER, RICHARD D	3100	924.01
6200-455	MARCH, RACHEL M	2010	1,581.63
6200-455	MOORE, ANDREA W	591	1,606.41
6200-455	RUSH, KATHY	3581	1,406.59
6200-455	SADY, AMBER C	3674	1,523.45
6200-455	SEILER, MARIA E	462	1,010.46
6200-455	WERLINGER, ELAINE J	329	1,557.50
6200-455	WESTERGARD, TAMMY	3305	2,272.23
6800-441	ASCHENBACH, NOEMI M	3782	1,122.42
6800-441	BARLOW, JUDY L	3868	1,965.66
6800-441	BAROSSO, ANGELA L	2823	2,224.03
6800-441	BELT, STACEY A	2824	2,142.42
6800-441	BERGENHEIER, ELAINE	3442	1,487.72
6800-441	BLANDFORD, MICHELLE R	3784	479.38
6800-441	BLOOMER, CORTNEY L	3667	1,782.80
6800-441	BOOTHE, DUSTIN	956	2,448.73
6800-441	CLEMMENSEN, KARYN K	3028	772.07
6800-441	CORBIT, JUNE K	3878	1,010.16
6800-441	DE LA TORRE, ARGELIA I	3733	1,121.44
6800-441	FOX, NEIL S	3091	2,132.91
6800-441	GALAS, VERONICA M	3718	2,232.71
6800-441	GILLILAND, ELVA A	3217	1,390.07
6800-441	GODTFREDSEN, CAROL M	2898	2,005.38
6800-441	HANNAH, CYNTHIA J	3895	1,690.49
6800-441	HAYNIE, KATHLEEN M	3875	1,222.59
6800-441	HOTALING, SALVANETTE O	3465	1,916.91
6800-441	JIMENEZ, ANA J	3916	1,864.39
6800-441	JOHNSON, DAVID M	3621	512.86
6800-441	MILES, SALLYANNE L	3741	517.02
6800-441	PURKEY, BECKY W	3636	1,034.71
6800-441	SANTILLO, CHERIE' L	1449	1,463.68
6800-441	SCHNIEDER, BRENDAN A	3924	1,498.32
6800-441	TOMBROPOULOS, KRISTINA M	3905	293.18
6800-441	WORKS, MARENA L	801	2,296.52
6804-441	ANNETT, ALLEN J	2250	1,739.04
6804-441	BRAZEAL, STEVEN M	2679	1,921.18
6804-441	BURT, LINDA S	3063	1,008.89
6900-442	BAKER, ANTHONY	1069	2,546.35
6900-442	JALLO, KATHLENE S	3883	1,023.98
6900-442	KELLY, HEATHER C	3224	875.64



Prepared 8/31/11, 13:54:28  
Program PR655L  
CITY OF CARSON CITY

Direct Deposit Register  
BI-WEEKLY  
Pay Date 9/02/11

Page 13  
Pay Period 18  
8/12/11 To 08/25/11

Dept/Div Activity	Payee	Social Security	Direct Deposit Amount
6900-442	KELLY, SHADOW L	3518	1,279.94
6900-442	MCCOY, KEVIN	215	2,077.39
6900-442	MCCRACKEN, SEAN P	3850	568.43
6900-442	RADTKE, GAIL C	2371	1,998.33
6900-442	RUFFNER, TONYA J	3927	997.85
7200-413	BUNDY-TORAL, MOLLY	3668	1,232.34
7200-413	DUNCAN, CANDACE	3666	2,707.13
7200-413	EVANS, SALLY J	3665	1,328.91
7200-413	JONES, JANET S	3641	1,620.98
7200-413	LIVESAY, APRIL G	3926	234.46
7200-413	MACAULEY, LINDA K	3682	882.17
Total Direct Deposits -			623 1,065,805.97

Dept/Div Activity	Check Payee	Social Security	Check Number	Amount
212-413	MALONE, DIANA L	2913	210428	563.31
216-413	MASTERSON, KARLA A	2574	210429	335.01
500-413	CRAWFORD, SUZANNE M	3961	210430	1,330.80
	CARSON CITY SHERIFF'S OFFICE		210529	613.30
1000-461	WEHLING, ANNA	3669	210431	86.49
2011-421	RISENHOOVER, NORVAL B	3260	210432	742.33
2011-421	URBANSKI, KURT J	2492	210433	1,735.21
	SO DAKOTA CHILD SUPPRT PMT CTR		210528	276.92
2013-421	BROOKS, JENNIFER L	2905	210434	1,307.67
2014-421	CARTER, JOSH J	2890	210435	1,804.84
2014-421	GAUTSCHI, ROBERT	191	210436	2,414.59
2014-421	HOWELL, CARL G	3098	210437	1,486.80
	CA STATE DISBURSEMENT UNIT		210526	232.61
2014-421	NUNO, MICHAEL J	3530	210438	2,149.33
2020-421	QUILICI, DON A	3914	210439	630.43
2512-422	BAKER, SCOTT W	304	210440	671.03
2512-422	SHIREY, DANIEL	532	210441	145.23
2515-422	SHANNON, KANI D	18	210442	414.34
2525-422	HOLLAND, SHELLEY L	3969	210443	134.46
3005-430	ABOWD, KAREN L	3896	210444	78.55
3005-430	ALDAX, ANDRE	3659	210445	69.86
3005-430	JARDINE, DONALD	3660	210446	69.90
3005-430	JOHNSON, DOUG	3661	210447	69.86
3005-430	MCKENNA, JOHN F	3882	210448	76.64
3005-430	SCHANK, ERNEST C	3638	210449	71.06
3005-430	STODIECK, FREDRIC	3663	210450	71.06
3012-430	LEMONS, SHYLA K	3002	210451	1,098.62
3025-419	LACOMBE, WILLIAM A	619	210452	1,504.20
	CA STATE DISBURSEMENT UNIT		210527	179.53
3038-431	HACKING, JAMES E	3647	210453	929.91
3201-434	HOWARD, FREDERICK	264	210454	496.64
3201-434	KEPHART, JONATHON J	3514	210455	1,539.82
	CARSON CITY SHERIFF'S OFFICE		210530	509.45
4506-423	BRYANT, STEPHEN W	3918	210456	870.41
	CHILD SUPPORT ENFORCEMENT AGEN		210531	94.61
4506-423	MCBRIDE, ERICK R	3471	210457	97.13
	INTERNAL REVENUE SERVICE		210524	115.00
4506-423	PEKA, KRISTYNA L	3966	210458	490.13
4506-423	VASQUEZ, OLIVIA L	3316	210459	1,554.36
4700-412	DAVIS, LAUREN M	3967	210460	1,817.24
4700-412	GUTIERREZ, JULIE	251	210461	724.73
4705-412	HALE, MARTIN G	3962	210462	1,763.47
4705-412	LEWIS, JOHN W	3777	210463	252.30
4705-412	ROMERO, JERRY	3673	210464	1,549.96
5012-452	BIDDLE, ERIK A	1320	210465	1,043.92
5012-452	CASE, THOMAS	174	210466	721.56
	CA STATE DISBURSEMENT UNIT		210525	93.69
5034-419	MEITZNER, ROBERT F	319	210467	1,746.09
5034-419	VOIGHT, CHARLES M	321	210468	539.70
5055-451	ALLEN, SARAH M	3790	210469	71.36
5055-451	AMPUDIA, JONATHAN	3968	210470	128.01

Dept/Div Activity	Check Payee	Social Security	Check Number	Amount
5055-451	AUNKST, MIA G	2097	210471	67.25
5055-451	BOEHNKE, TATUM A	3134	210472	29.03
5055-451	BREEN, MEGAN J	3822	210473	58.06
5055-451	CANNON, RICHARD P	3876	210474	135.21
5055-451	CHANG, ERIN Y	3710	210475	58.21
5055-451	COOPER, ANDREW R	3946	210476	20.66
5055-451	GENTNER, CORY K	3823	210477	52.25
5055-451	GENTNER, LUKE C	3391	210478	112.38
5055-451	HARDGRAVE, ALBERT W	3176	210479	327.92
5055-451	HOLMES, SOPHIE M	3824	210480	21.29
5055-451	HOWELL, MONTE J	3846	210481	185.74
5055-451	KERKLA, SARAH K	3192	210482	293.19
5055-451	LIMON GONZALEZ, ELIZABETH	3944	210483	131.58
5055-451	LLAMAS, JENNY A	3805	210484	172.22
5055-451	LOMBARDO, JENNIFER C	3829	210485	50.31
5055-451	MARIANI, DOMINIC	3423	210486	59.98
5055-451	MCCURRY, BREANN R	3945	210487	119.96
5055-451	MURDOCK, IAN J	2774	210488	482.54
5055-451	PITTMAN, ABIGAIL C	3865	210489	117.59
5055-451	QUINTERO, GLORIA	3947	210490	210.91
5055-451	SCHLAGER, ALEXANDRA G	3838	210491	30.96
5055-451	SCHLAGER, NICHOLAS W	3395	210492	123.83
5055-451	TERRILL, JACQUE	3958	210493	427.35
5055-451	WARNER, REBECCA A	3510	210494	362.70
5055-451	WILLIAMS, NATHANAEL D	3693	210495	303.05
5056-451	KEEN, CHARYL A	1897	210496	38.92
5057-451	BIANCHI, CARLI J	3712	210497	37.56
5057-451	DAVIS, ALLIE A	3954	210498	80.76
5057-451	HUGHES, DEVIN T	3940	210499	482.43
5057-451	HYATT, BRISEIDA J	3949	210500	290.56
5057-451	LOPEZ, NOEL A	3956	210501	152.12
5057-451	MATHIESEN, BRIANNA M	3955	210502	270.31
5057-451	MCDOWELL, AUGUST C	3808	210503	154.86
5057-451	PERRY, BREANN N	3632	210504	315.10
5057-451	RUYBALID, SHAYNA N	3297	210505	427.19
5060-451	BRAGG JR, JOHN W	3729	210506	153.18
5060-451	GILLOTT, JASON F	3903	210507	291.36
5060-451	JOYCE, JOHN E	3065	210508	177.81
5060-451	LOVE, ROBERT L	277	210509	458.43
5060-451	LOZANO-CADENA, MANUEL	3721	210510	171.17
5060-451	ROSER, BRADY D	3887	210511	207.04
5060-451	SAAVEDRA, BIANCA D	3385	210512	215.68
5060-451	SAYAFI, MOHAMAD A	3889	210513	213.91
5060-451	TEETER, JEREMIAH A	2639	210514	333.24
5060-451	VONDRAK, CASSAUNDR A J	3068	210515	396.98
6200-455	BREWER, RENEE A	1807	210516	327.78
6200-455	LAUDER, AMY E	3929	210517	197.03
6200-455	MORIARTY, ANNE M	3023	210518	327.78
6800-441	HENRY, JUNE A	3070	210519	337.79
6800-441	RADTKE, TAYLOR N	3856	210520	434.08
6804-441	CRAM, BRUCE A	3331	210521	1,195.71

Prepared 8/31/11, 13:54:28  
Program PR655L  
CITY OF CARSON CITY

Check Register  
BI-WEEKLY  
Pay Date 9/02/11

Page 3  
Pay Period 18  
8/12/11 To 08/25/11

---

Dept/Div Activity	Check Payee	Social Security	Check Number	Amount
6804-441	GOWER, MITCHELL A	2283	210522	1,057.64
6804-441	STEVENS, KERRY R	2271	210523	1,484.76
Total Checks -			104	51,698.82

---