

**Carson City  
Agenda Report**

**Date Submitted:** October 11, 2011

**Agenda Date Requested:** October 20, 2011

**Time Requested:** Consent

**To:** Mayor and Supervisors

**From:** Lawrence A. Werner, P.E., P.L.S., City Manager

**Subject Title:** For Possible Action: To ratify the approval of bills and other requests for payments by the City Manager for the period of September 7, 2011 thru October 11, 2011.  
*(Larry Werner)*

**Staff Summary:** All bills or other requests for payment verified per CCMC 2.29.010 shall be presented by the controller, together with the register book of demands and warrants to the city manager who shall audit the same, and if found authorized, correct and legal, shall signify by his signature, as agent for the board, upon the register book of demands and warrants those demands which are approved or disapproved by him. Upon approval, the warrants, as prepared aforesaid, shall issue. The City Manager shall then cause the register book of bills and other requests for payment and warrants to be presented at least once a month to the board of supervisors, who shall by motion entered into its minutes, ratify the action taken on the bills or other requests for payment.

**Type of Action Requested:** (check one)

Resolution

Ordinance

Formal Action/Motion

Other (Specify)

**Does This Action Require A Business Impact Statement:**  Yes  No

**Recommended Board Action:** I move to ratify the approval of bills and other requests for payments by the City Manager for the period of September 7, 2011 thru October 11, 2011.

**Explanation for Recommended Board Action:** See Staff Summary.

**Applicable Statute, Code, Policy, Rule or Regulation:** CCMC 2.29

<b>Fiscal Impact:</b>	Accounts Payable	\$ 6,372,167.47
	Wire Transfers	\$ 5,489,882.70
	Payroll Checks and Direct Deposits	\$ 2,307,487.81


**Explanation of Impact:** Demands, requests for payments and warrants owed by the City.

**Funding Source:** All funds.


**Alternatives:** No viable alternative.

**Supporting Material:** Register book of demands and warrants.


**Prepared By:** Janet Busse, Office Supervisor

**Reviewed By:**   
\_\_\_\_\_  
(City Manager)

Date: 10/14/11

  
\_\_\_\_\_  
(District Attorney)

Date: 10/14/11

  
\_\_\_\_\_  
(Finance Director)

Date: 10/14/11

**Board Action Taken:**

Motion: \_\_\_\_\_

- 1) \_\_\_\_\_
- 2) \_\_\_\_\_

Aye/Nay  
\_\_\_\_\_  
\_\_\_\_\_  
\_\_\_\_\_  
\_\_\_\_\_  
\_\_\_\_\_

\_\_\_\_\_  
(Vote Recorded By)

CHECK NUMBER	CHECK DATE	VENDOR NUMBER	VENDOR NAME	CHECK AMOUNT
317207	9 9 2011	8227	ALPINE HELICOPTER SERVICE INC.	4,090.00
317499	9 23 2011	514	ALPINE SIGNS INC.	300.00
317506	9 23 2011	525	AT&T	235.75
317529	9 23 2011	208160	BURNEY'S COMMERCIAL SVC. OF NV.IN	682.50
317263	9 9 2011	13960	GEOCON CONSULTANTS INC.	3,179.00
317792	9 30 2011	13960	GEOCON CONSULTANTS INC.	38,828.25
317455	9 16 2011	1403160	NEVADA DAY INC	21,500.00
317716	9 23 2011	9579	VALLEY CREEK ENTERPRISES	135.00
317903	10 7 2011	14845	A & K EARTH MOVERS INC	670,133.75
317492	9 23 2011	100590	A-L SIERRA WELDING PRODUCTS INC	19.90
317904	10 7 2011	100590	A-L SIERRA WELDING PRODUCTS INC	39.80
317399	9 16 2011	100441	ABC FIRE & CYLINDER SERVICE	330.05
317205	9 9 2011	2664819	ABOWD, KAREN	68.82
317732	9 30 2011	15860	ADPI	11,556.18
317493	9 23 2011	100525	ADT SECURITY SERVICES INC.	291.98
317733	9 30 2011	100525	ADT SECURITY SERVICES INC.	133.23
317905	10 7 2011	2664840	ADVANTAGE CPR AND WORKPLACE SAFETY	1,630.00
317734	9 30 2011	2664832	AHURA SCIENTIFIC INC	31,500.00
317494	9 23 2011	5534	AIR QUALITY ANALYSIS LAB.	220.00
317495	9 23 2011	15970	AKERMAN SENTERFITT	6,000.00
317735	9 30 2011	99998	ALEJANDRO GONZALEZ	25.00
317736	9 30 2011	2664833	ALERE TOXICOLOGY SERVICES INC	30.00
317737	9 30 2011	2664835	ALEXANDER, RACHEL	66.51
317496	9 23 2011	2664713	ALL AMERICAN ASPHALT SEALING INC	40,000.00
317497	9 23 2011	2664301	ALLIANCEONE	600.00
317206	9 9 2011	1915	ALLIED UNIFORM SALES	387.54
317400	9 16 2011	1915	ALLIED UNIFORM SALES	1,012.94
317498	9 23 2011	1915	ALLIED UNIFORM SALES	683.19
317208	9 9 2011	15909	AMCON ENVIRONMENTAL INC	5,616.83
317209	9 9 2011	102725	AMERICAN FAMILY LIFE ASSURANCE	354.08
317500	9 23 2011	102725	AMERICAN FAMILY LIFE ASSURANCE	354.08
317906	10 7 2011	102725	AMERICAN FAMILY LIFE ASSURANCE	354.08
317501	9 23 2011	103950	AMERIGAS - CARSON CITY 0500	638.50
317738	9 30 2011	3140	ANASTASSATOS, GEORGE	625.00
317210	9 9 2011	99998	ANDREA CROWELL	25.00
317739	9 30 2011	99998	ANDREA CROWELL	25.00
317740	9 30 2011	999912	ANDREA FELESINA	75.00
317741	9 30 2011	2664525	ANIMAL DISEASE & FOOD SAFETY LAB	50.00
317742	9 30 2011	2663761	ANSWERWEST INC	200.00
317502	9 23 2011	104850	ARAMARK UNIFORM SERVICES	.00
317503	9 23 2011	104850	ARAMARK UNIFORM SERVICES	1,650.01
317211	9 9 2011	2664445	ARC HEALTH AND WELLNESS	172.66
317401	9 16 2011	2664445	ARC HEALTH AND WELLNESS	1,022.81
317504	9 23 2011	2664445	ARC HEALTH AND WELLNESS	1,185.65
317743	9 30 2011	2664445	ARC HEALTH AND WELLNESS	586.85
317907	10 7 2011	2664445	ARC HEALTH AND WELLNESS	719.74
317212	9 9 2011	2593	ARMSTRONG ESQ, KAY ELLEN	12,594.18
317744	9 30 2011	2593	ARMSTRONG ESQ, KAY ELLEN	725.00
317908	10 7 2011	2593	ARMSTRONG ESQ, KAY ELLEN	10,055.47

CHECK NUMBER	CHECK DATE	VENDOR NUMBER	VENDOR NAME	CHECK AMOUNT
317505	9 23 2011	15868	ARNOLD MACHINERY COMPANY	1,418.35
317213	9 9 2011	1402795	AT&T	5,811.99
317402	9 16 2011	1402795	AT&T	.00
317403	9 16 2011	1402795	AT&T	.00
317404	9 16 2011	1402795	AT&T	.00
317405	9 16 2011	1402795	AT&T	6,510.66
317507	9 23 2011	1402795	AT&T	767.93
317909	10 7 2011	1402795	AT&T	6,131.60
317508	9 23 2011	15615	AT&T MOBILITY #287022577661	95.86
317214	9 9 2011	2664649	AT&T MOBILITY #287231786465	161.91
317910	10 7 2011	2664649	AT&T MOBILITY #287231786465	156.80
317215	9 9 2011	2663731	AT&T MOBILITY #287231786489	1,290.72
317911	10 7 2011	2663731	AT&T MOBILITY #287231786489	1,231.46
317216	9 9 2011	2664544	AT&T MOBILITY #828431425	121.21
317217	9 9 2011	15698	AT&T MOBILITY #874404305	.00
317218	9 9 2011	15698	AT&T MOBILITY #874404305	1,082.81
317912	10 7 2011	15698	AT&T MOBILITY #874404305	.00
317913	10 7 2011	15698	AT&T MOBILITY #874404305	1,117.70
317406	9 16 2011	2664055	AT&T ONENET SERVICE	.00
317407	9 16 2011	2664055	AT&T ONENET SERVICE	43.38
317408	9 16 2011	1402800	AT&T-CENTREX #775 887-2199 5381	.00
317409	9 16 2011	1402800	AT&T-CENTREX #775 887-2199 5381	.00
317410	9 16 2011	1402800	AT&T-CENTREX #775 887-2199 5381	.00
317411	9 16 2011	1402800	AT&T-CENTREX #775 887-2199 5381	.00
317412	9 16 2011	1402800	AT&T-CENTREX #775 887-2199 5381	3,686.74
317509	9 23 2011	2664678	ATKINS NORTH AMERICA INC	34,143.72
317914	10 7 2011	999911	AVERILL CONSULTING GROUP INC	28.53
317219	9 9 2011	2663932	BACK ON TRACK	275.00
317413	9 16 2011	99995	BALL, H WESLEY	7.80
1000124	9 27 2011	12086	BANK OF AMERICA	916,838.70
317745	9 30 2011	14195	BAROSSO, ANGELA	103.79
317510	9 23 2011	999912	BCBS OF CALIFORNIA	925.24
317746	9 30 2011	2664825	BDA ARCHITECTURE PC	5,045.15
317414	9 16 2011	15505	BELLA LAGO VILLAGE LLC	500.00
317511	9 23 2011	15505	BELLA LAGO VILLAGE LLC	275.00
317915	10 7 2011	15505	BELLA LAGO VILLAGE LLC	500.00
317512	9 23 2011	14827	BELT, STACEY	500.61
317513	9 23 2011	14402	BENTLEY SYSTEMS INC.	1,632.50
317220	9 9 2011	15963	BHC CONSULTANTS LLC	7,177.30
317747	9 30 2011	2664317	BI-STATE PROPANE	559.90
317514	9 23 2011	2664183	BIELAT M.A.MFT, KELLY	1,380.00
317916	10 7 2011	99994	BILL ROBOTHAM	50.00
317515	9 23 2011	999912	BILLY ADAMS	214.56
317221	9 9 2011	14672	BIMBO BAKERIES USA	216.00
317415	9 16 2011	14672	BIMBO BAKERIES USA	216.00
317516	9 23 2011	14672	BIMBO BAKERIES USA	216.00
317917	10 7 2011	14672	BIMBO BAKERIES USA	430.65
317517	9 23 2011	2911	BING'S MATERIALS	409.92
317918	10 7 2011	15894	BLACK & VEATCH CORPORATION	15,704.00

CHECK NUMBER	CHECK DATE	VENDOR NUMBER	VENDOR NAME	CHECK AMOUNT
317518	9 23 2011	3663	BOARD OF REGENTS	1,566.00
317519	9 23 2011	1303	BOARD OF REGENTS	75.00
317222	9 9 2011	2663790	BOARDTRONICS INC	1,505.33
317900	10 4 2011	7133	BOILER & CONTROL SPECIALISTS	9,555.15
317748	9 30 2011	15104	BOLLINGER, ANN P	174.00
317223	9 9 2011	205510	BOYKIN ELECTRONICS	228.53
317682	9 23 2011	2664828	BRAD SHEPARD	66.75
317521	9 23 2011	1558	BREWERY ARTS CENTER	35,000.00
317522	9 23 2011	999912	BRIAN J. MUNDEN	100.00
317224	9 9 2011	99998	BRIAR TIMMONS	25.00
317225	9 9 2011	2664363	BRIGGS, PATRICIA	276.00
317523	9 23 2011	2664363	BRIGGS, PATRICIA	520.00
317749	9 30 2011	9255	BRINSON, BETTY	450.00
317524	9 23 2011	7995	BROOKS, WILLIAM MURRAY	4,788.00
317525	9 23 2011	999913	BROWN, RICHARD	240.00
317416	9 16 2011	7515	BRUKETTA, MELANIE	66.92
317526	9 23 2011	11618	BRUNO, JOE	424.60
317226	9 9 2011	13372	BUILDING CONTROL SERVICES INC	206.00
317227	9 9 2011	99995	BUMENLAG, PONCIANO G	7.63
317527	9 23 2011	2664035	BUREAU OF SAFE DRINKING WATER	300.00
317528	9 23 2011	999913	BURKE, TAMARA ANN	280.00
317228	9 9 2011	10188	BURNHAM, ANDREW	230.00
317417	9 16 2011	10188	BURNHAM, ANDREW	51.00
317530	9 23 2011	10188	BURNHAM, ANDREW	66.00
317750	9 30 2011	10188	BURNHAM, ANDREW	219.00
317921	10 7 2011	300300	CAD PEST CONTROL SERVICES INC	275.00
317922	10 7 2011	2664475	CAMPBELL CONSTRUCTION CO INC	50,779.62
317751	9 30 2011	5533	CANYON CREEK CONSTRUCTION INC.	973.61
317229	9 9 2011	8032	CAPITAL BEVERAGES	1,437.15
317418	9 16 2011	8032	CAPITAL BEVERAGES	1,336.20
317752	9 30 2011	8032	CAPITAL BEVERAGES	3,272.10
317531	9 23 2011	7745	CAPITAL CITY AUTO & TRUCK PARTS	8.66
317753	9 30 2011	7745	CAPITAL CITY AUTO & TRUCK PARTS	74.95
317923	10 7 2011	7745	CAPITAL CITY AUTO & TRUCK PARTS	6.76
317230	9 9 2011	2664512	CAPITAL CITY CIRCLES INITIATIVE	535.00
317231	9 9 2011	2664673	CAPITAL CITY COUNSELING	50.00
317419	9 16 2011	301600	CAPITAL GLASS INC.	845.00
317924	10 7 2011	301600	CAPITAL GLASS INC.	1,973.00
317754	9 30 2011	302300	CAPITOL REPORTERS	377.20
317232	9 9 2011	16011	CARDINAL HEALTH	1,728.94
317420	9 16 2011	16011	CARDINAL HEALTH	1,787.79
317755	9 30 2011	16011	CARDINAL HEALTH	29.39
317925	10 7 2011	16011	CARDINAL HEALTH	1,912.09
317756	9 30 2011	99998	CARMEN AGUILAR	25.00
317532	9 23 2011	999912	CAROL C. MAZY	50.00
317926	10 7 2011	13411	CAROLLO ENGINEERS	7,810.16
317480	9 16 2011	2663895	CARRIE TALLMAN	200.48
317533	9 23 2011	11396	CARSON CITY CHAMBER OF COMMERCE	275.00
317233	9 9 2011	6	CARSON CITY DEPUTY SHERIFF'S	1,898.93

CHECK NUMBER	CHECK DATE	VENDOR NUMBER	VENDOR NAME	CHECK AMOUNT
317534	9 23 2011	6	CARSON CITY DEPUTY SHERIFF'S	1,898.93
317927	10 7 2011	6	CARSON CITY DEPUTY SHERIFF'S	1,836.67
317234	9 9 2011	4	CARSON CITY EMPLOYEES ASSN.	1,596.00
317535	9 23 2011	4	CARSON CITY EMPLOYEES ASSN.	1,605.50
317928	10 7 2011	4	CARSON CITY EMPLOYEES ASSN.	1,605.50
317235	9 9 2011	6609	CARSON CITY FIRE DEPT.	60.00
317536	9 23 2011	6609	CARSON CITY FIRE DEPT.	60.00
317929	10 7 2011	6609	CARSON CITY FIRE DEPT.	60.00
317236	9 9 2011	5	CARSON CITY FIRE FIGHTERS ASSN.	2,729.50
317537	9 23 2011	5	CARSON CITY FIRE FIGHTERS ASSN.	2,729.50
317930	10 7 2011	5	CARSON CITY FIRE FIGHTERS ASSN.	2,729.50
317421	9 16 2011	10998	CARSON CITY INN	500.00
317538	9 23 2011	10998	CARSON CITY INN	275.00
317931	10 7 2011	10998	CARSON CITY INN	900.00
317422	9 16 2011	304450	CARSON CITY SENIOR CITIZENS CENTER	343.79
317237	9 9 2011	12	CARSON CITY SHERIFF'S	600.00
317539	9 23 2011	12	CARSON CITY SHERIFF'S	600.00
317932	10 7 2011	12	CARSON CITY SHERIFF'S	600.00
317757	9 30 2011	304795	CARSON CITY TOWING INC.	400.00
317238	9 9 2011	11577	CARSON MEDIATION CENTER	50.00
317540	9 23 2011	999915	CARSON NUGGET	25.00
317239	9 9 2011	9930	CARSON SMALL ENGINES INC.	69.70
317541	9 23 2011	2663617	CARSON TAHOE REGIONAL HEALTHCARE	377.64
317423	9 16 2011	307862	CARSON VALLEY OIL CO	117.00
317542	9 23 2011	307862	CARSON VALLEY OIL CO	8,055.69
317933	10 7 2011	307862	CARSON VALLEY OIL CO	27.84
317424	9 16 2011	10085	CARSON VALLEY SWIM CENTER	42.00
317543	9 23 2011	307900	CARSON WATER SUB-CONSERVANCY DIST.	101,024.29
317758	9 30 2011	15536	CASE, JAMES	100.00
317544	9 23 2011	308610	CASHMAN EQUIPMENT COMPANY	5,833.78
317934	10 7 2011	6149	CCSO AERO SQUADRON	780.00
317425	9 16 2011	4821	CCSO INMATE TRUST FUND	20,000.00
317240	9 9 2011	304626	CCSO TRAVEL IMPREST ACCOUNT	168.00
317426	9 16 2011	304626	CCSO TRAVEL IMPREST ACCOUNT	224.00
317545	9 23 2011	304626	CCSO TRAVEL IMPREST ACCOUNT	1,466.00
317935	10 7 2011	304626	CCSO TRAVEL IMPREST ACCOUNT	1,299.00
317546	9 23 2011	2664826	CERAGIOLI, KATHLEEN	.00
317547	9 23 2011	2664826	CERAGIOLI, KATHLEEN	90.84
317241	9 9 2011	99998	CESAR VAZQUEZ-MANZANO	25.00
317242	9 9 2011	12033	CHARTER COMMUNICATIONS	9.00
317759	9 30 2011	12033	CHARTER COMMUNICATIONS	298.37
317243	9 9 2011	2663399	CHEVRON AND TEXACO BUSINESS CARD	107.56
317936	10 7 2011	2663399	CHEVRON AND TEXACO BUSINESS CARD	394.87
317937	10 7 2011	840	CHRISTY VAULT COMPANY INC	5,316.00
317889	9 30 2011	15439	CINDY TALIA	225.00
317548	9 23 2011	15953	CINTAS FIRST AID AND SAFETY	65.25
317938	10 7 2011	15953	CINTAS FIRST AID AND SAFETY	42.24
317427	9 16 2011	2664498	CITRIX ONLINE LLC	.00
317428	9 16 2011	2664498	CITRIX ONLINE LLC	.00

CHECK NUMBER	CHECK DATE	VENDOR NUMBER	VENDOR NAME	CHECK AMOUNT
317429	9 16 2011	2664498	CITRIX ONLINE LLC	5,280.00
317939	10 7 2011	15250	CLAPHAM, MATT	69.00
317760	9 30 2011	12899	CLASSIC OPTION LLC.	1,000.00
317761	9 30 2011	13242	CLEAN HARBORS ENVIRON. SERV. INC.	3,398.62
317940	10 7 2011	2663842	CLINICAL PHARMACY CONSULTANTS INC	225.00
317941	10 7 2011	2664845	COMLOGIC	16,210.25
317549	9 23 2011	11435	COMMISSION ON P.O.S.T.	20.00
317244	9 9 2011	2547	COMMUNITY COUNSELING CENTER	5,900.00
317550	9 23 2011	2547	COMMUNITY COUNSELING CENTER	1,862.77
317430	9 16 2011	15638	COMPUTER ARTISTRY	1,000.00
317762	9 30 2011	15638	COMPUTER ARTISTRY	1,500.00
317431	9 16 2011	4652	CONCENTRA MEDICAL CENTERS INC.	77.00
317763	9 30 2011	8826	CONSTRUCTION SEALANTS SUPPLY INC	68,766.45
317551	9 23 2011	2664533	CONTINUE CARE OF CARSON TAHOE	1,813.59
317764	9 30 2011	8377	CONTRI CONSTRUCTION COMPANY	1,163,594.75
317552	9 23 2011	314514	CONWAY COMMUNICATIONS	574.50
317942	10 7 2011	314514	CONWAY COMMUNICATIONS	550.50
317432	9 16 2011	2663433	COON, DON	98.00
317245	9 9 2011	99993	CORELOGIC TAX SERVICES	21.04
317246	9 9 2011	99993	CORELOGIC TAX SERVICES	924.99
317553	9 23 2011	2664731	COST CONTROL ASSOCIATES, INC	1,257.81
317247	9 9 2011	11375	COSTCO WHOLESALE	568.16
317433	9 16 2011	11375	COSTCO WHOLESALE	146.67
317554	9 23 2011	11375	COSTCO WHOLESALE	456.17
317765	9 30 2011	11375	COSTCO WHOLESALE	684.32
317943	10 7 2011	11375	COSTCO WHOLESALE	251.52
317248	9 9 2011	2664788	COURNEYA, AMY	466.66
317944	10 7 2011	2664788	COURNEYA, AMY	466.66
317555	9 23 2011	1403785	CRIMINAL HISTORY REPOSITORY	1,723.75
317556	9 23 2011	999915	CROSS, JOSEPH	100.00
317945	10 7 2011	999915	CROSS, JOSEPH	100.00
317557	9 23 2011	15341	CRUZ CONSTRUCTION COMPANY INC	39,993.00
317766	9 30 2011	15341	CRUZ CONSTRUCTION COMPANY INC	250.00
317558	9 23 2011	2663107	DANNAN, ED	152.86
317559	9 23 2011	8568	DATA GRAPHICS	558.00
317946	10 7 2011	8568	DATA GRAPHICS	150.00
317434	9 16 2011	5187	DAWLEY, DAVE	98.00
317560	9 23 2011	2664786	DE LAGE LANDEN	99.90
317767	9 30 2011	2664786	DE LAGE LANDEN	99.90
317768	9 30 2011	99998	DEBRA PERRY	25.00
317249	9 9 2011	11619	DELL MARKETING L.P.	622.93
317947	10 7 2011	11619	DELL MARKETING L.P.	622.93
317769	9 30 2011	99998	DEMITRIUS WALKER	25.00
317948	10 7 2011	99994	DENNIS SCRIBNER	65.00
317561	9 23 2011	1909150	DEPT OF ADMIN. BLDGS. & GROUNDS	101,624.74
317562	9 23 2011	10983	DEPT OF CHILD AND FAMILY SERVICES	36,390.50
317250	9 9 2011	1909420	DEPT OF CORRECTIONS-INMATE SERVICES	2,425.50
317949	10 7 2011	1909420	DEPT OF CORRECTIONS-INMATE SERVICES	2,152.50
317770	9 30 2011	6033	DEPT OF INFORMATION TECHNOLOGY	332.22

CHECK NUMBER	CHECK DATE	VENDOR NUMBER	VENDOR NAME	CHECK AMOUNT
317435	9 16 2011	15946	DEPT OF PUBLIC SAFETY	80.50
317251	9 9 2011	401175	DESERT HILLS VIDEO SECURITY SYSTEMS	2,313.92
317771	9 30 2011	401175	DESERT HILLS VIDEO SECURITY SYSTEMS	681.41
317950	10 7 2011	401175	DESERT HILLS VIDEO SECURITY SYSTEMS	284.91
317772	9 30 2011	8829	DKS ASSOCIATES	22,430.00
317951	10 7 2011	2664727	DOMINION VOTING	24.37
317773	9 30 2011	999912	DONALD HAND	75.00
317774	9 30 2011	15737	DOUGLAS COUNTY COMPTROLLER	11,616.00
317563	9 23 2011	402198	DOUGLAS COUNTY SHERIFF DEPT.	8,312.55
317564	9 23 2011	2664824	DROWN, JOHN	750.00
317775	9 30 2011	99995	DUNCAN, DON R	57.37
317520	9 23 2011	8047	DUSTIN BOOTHE	141.00
317952	10 7 2011	10699	EAST FOR JUSTICE COURT	74.50
317565	9 23 2011	2663139	EASYPERMIT POSTAGE	2,420.90
317776	9 30 2011	99998	EDNA LLAMAS	25.00
317252	9 9 2011	15235	EDUCATION & TRAINING SERVICES	1,497.00
317777	9 30 2011	99995	EIKLEBERRY & ASSOC	77.21
317566	9 23 2011	999912	ELISA GOMEZ	20.00
317253	9 9 2011	999911	EMERALD REALTY INC	34.90
317567	9 23 2011	999912	EMPLOYERS MUTUAL INC	83.98
317254	9 9 2011	2664775	EMPLOYMENT LAW TRAINING INC	5,677.32
317568	9 23 2011	3533	ENGLISH MAILING SERVICE	2,384.00
317778	9 30 2011	10840	ENNIS PAINT INC.	2,381.18
317436	9 16 2011	2664703	ENNIS TRAFFIC SAFETY SOLUTIONS	4,197.00
317255	9 9 2011	2664576	ENVIRONMENTAL COMPLIANCE RESOURCES	5,676.00
317256	9 9 2011	15579	EP MINERALS LLC	9,354.83
317779	9 30 2011	15579	EP MINERALS LLC	9,642.58
317953	10 7 2011	999911	ER SOURCE	19.98
317780	9 30 2011	99998	ERIK BRICKER	25.00
317970	10 7 2011	1001175	ERIK R. JOHNSON ESQ.	200.00
317954	10 7 2011	15938	ERVEN, CHRISTINE	100.00
317569	9 23 2011	999915	ESTRADA, RODERICK	100.00
317570	9 23 2011	999912	ETHEL ALENE MACKENZIE	75.00
317571	9 23 2011	15040	EVANS, MARGIE	172.05
317781	9 30 2011	15040	EVANS, MARGIE	82.14
317782	9 30 2011	999912	EVELYN BIRD	50.00
317783	9 30 2011	99995	EVENSON, LORETTA	18.77
317257	9 9 2011	9339	EVENTS SERVICES INC.	419.14
317572	9 23 2011	9339	EVENTS SERVICES INC.	639.23
317573	9 23 2011	6919	EWING IRRIGATION PRODUCTS	209.84
317258	9 9 2011	11121	FAIR, GLENN	1,264.47
317784	9 30 2011	99995	FAS-AHM UTILITIES LLC	9.30
317574	9 23 2011	600555	FEDEX	28.18
317259	9 9 2011	1801500	FERGUSON ENTERPRISES INC	4,708.65
317437	9 16 2011	1801500	FERGUSON ENTERPRISES INC	80.79
317785	9 30 2011	5260	FINEST FENCE LLC	875.00
317575	9 23 2011	2664368	FIRESIDE INVESTORS, LLC	9,099.40
317786	9 30 2011	99995	FIRST CENTENNIAL TITLE	7.33
317260	9 9 2011	1905365	FIRST CHOICE SERVICES	103.80



CHECK NUMBER	CHECK DATE	VENDOR NUMBER	VENDOR NAME	CHECK AMOUNT
317576	9 23 2011	1905365	FIRST CHOICE SERVICES	116.70
317955	10 7 2011	1905365	FIRST CHOICE SERVICES	6.95
317577	9 23 2011	999917	FLENOIR, KEITH	783.65
317787	9 30 2011	2664595	FLOHR, GEORGE	400.00
317261	9 9 2011	15066	FLORENCE, MYLA	200.00
317438	9 16 2011	15066	FLORENCE, MYLA	200.00
317578	9 23 2011	15066	FLORENCE, MYLA	200.00
317788	9 30 2011	15066	FLORENCE, MYLA	200.00
317579	9 23 2011	3884	FOOD DISTRIBUTION PROGRAM	7.50
317789	9 30 2011	999913	FRANCO, ELSY	338.00
317262	9 9 2011	14557	FUTURE COMPUTER TECHNOLOGIES, INC	210.00
317439	9 16 2011	14557	FUTURE COMPUTER TECHNOLOGIES, INC	304.00
317580	9 23 2011	14557	FUTURE COMPUTER TECHNOLOGIES, INC	95.00
317790	9 30 2011	14557	FUTURE COMPUTER TECHNOLOGIES, INC	431.75
317956	10 7 2011	14557	FUTURE COMPUTER TECHNOLOGIES, INC	589.95
317791	9 30 2011	2664291	GALAS, VERONICA	82.19
317957	10 7 2011	2664838	GARLAND/DBS, INC.	166,077.80
317581	9 23 2011	999912	GEORGETTE L. WHITE	50.00
317264	9 9 2011	5633	GLANCY, MICHAEL	57.00
317958	10 7 2011	999913	GLANZMANN, JANEE	32.00
317582	9 23 2011	2663199	GLOBALSTAR USA	27.61
317959	10 7 2011	1665	GLOVER, ALAN	136.53
317583	9 23 2011	999915	GOLD DUST WEST	45.00
317584	9 23 2011	702232	GOLD HILL PUBLISHING CO	83.89
317585	9 23 2011	999913	GONZALEZ, MARIA	280.00
317960	10 7 2011	999915	GONZALEZ, VILMA	200.00
317586	9 23 2011	15907	GOWER, MITCHELL	57.00
317265	9 9 2011	99998	GRACIE AUTRA	25.00
317793	9 30 2011	99995	GRAHAM, JIM G	65.07
317266	9 9 2011	2664816	GREAT BASIN MASONRY INC	2,566.00
317794	9 30 2011	99998	GREGORY ROLLINS JR.	50.00
317795	9 30 2011	99998	GUADALUPE MONRROY	25.00
317267	9 9 2011	2664371	GUINN, TOM	230.00
317796	9 30 2011	2664371	GUINN, TOM	219.00
317268	9 9 2011	99998	GUSTAVO CANDELARIO	25.00
317797	9 30 2011	99998	GUSTAVO CANDELARIO	25.00
317798	9 30 2011	1336	GUZMAN, JUAN	219.00
317269	9 9 2011	99998	GWEN DE BISSCHOP	25.00
317587	9 23 2011	800175	HACH CO.	2,176.90
317440	9 16 2011	99993	HAROLD SORENSEN	1,154.00
317270	9 9 2011	2664628	HAYNIE, KATHLEEN	70.04
317962	10 7 2011	3030	HDR INC.	135,677.80
317588	9 23 2011	8236	HOMETOWN HEALTH PLAN	16.48
317800	9 30 2011	2664589	HORIZON BEHAVIORAL SERVICES LLC	1,387.00
317963	10 7 2011	14371	HORIZON CONSTRUCTION INC.	5,200.00
317271	9 9 2011	3863	HORTON, CURTIS	230.00
317801	9 30 2011	3863	HORTON, CURTIS	219.00
317802	9 30 2011	15572	HR SIMPLIFIED	661.80
317589	9 23 2011	804790	HYDRAULIC INDUSTRIAL SERVICES	328.20

CHECK NUMBER	CHECK DATE	VENDOR NUMBER	VENDOR NAME	CHECK AMOUNT
317964	10 7 2011	2664335	IC SOLUTIONS	1,000.00
317272	9 9 2011	9501	IKON OFFICE SOLUTIONS	657.71
317273	9 9 2011	16004	IKON OFFICE SOLUTIONS	336.95
317441	9 16 2011	9501	IKON OFFICE SOLUTIONS	1,270.87
317442	9 16 2011	16004	IKON OFFICE SOLUTIONS	75.00
317590	9 23 2011	9501	IKON OFFICE SOLUTIONS	596.00
317591	9 23 2011	16004	IKON OFFICE SOLUTIONS	333.87
317803	9 30 2011	9501	IKON OFFICE SOLUTIONS	1,104.00
317965	10 7 2011	9501	IKON OFFICE SOLUTIONS	368.04
317966	10 7 2011	16004	IKON OFFICE SOLUTIONS	1,582.74
317967	10 7 2011	3789	IMPERIAL APARTMENTS	475.00
317592	9 23 2011	999916	IMPSON, CARA	200.00
317274	9 9 2011	7067	INDUSTRIAL SERVICES	590.00
317593	9 23 2011	2663516	INTEGRA TELECOM	.00
317594	9 23 2011	2663516	INTEGRA TELECOM	.00
317595	9 23 2011	2663516	INTEGRA TELECOM	.00
317596	9 23 2011	2663516	INTEGRA TELECOM	.00
317597	9 23 2011	2663516	INTEGRA TELECOM	.00
317598	9 23 2011	2663516	INTEGRA TELECOM	.00
317599	9 23 2011	2663516	INTEGRA TELECOM	.00
317600	9 23 2011	2663516	INTEGRA TELECOM	.00
317601	9 23 2011	2663516	INTEGRA TELECOM	.00
317602	9 23 2011	2663516	INTEGRA TELECOM	.00
317603	9 23 2011	2663516	INTEGRA TELECOM	1,855.52
317804	9 30 2011	6663	INTEGRITY FIRE PROTECTION SERVICES	81.25
317805	9 30 2011	99995	J E PISTONS	21.04
317604	9 23 2011	13924	J S FOSTER PLUMBING AND HEATING	7,570.00
317275	9 9 2011	1151	J.P. COPOULOS ARCHITECT	8,155.00
317276	9 9 2011	99998	JACK FRAZIER	25.00
317349	9 9 2011	2663268	JACOB RICKS	500.00
317968	10 7 2011	99994	JAMES CONNOLLY	45.00
317806	9 30 2011	99998	JANINE GRUND	25.00
317605	9 23 2011	999912	JEAN AMOS	53.63
317969	10 7 2011	99994	JEANNE WADE	90.00
317277	9 9 2011	99994	JERRY FISHER	15.00
317807	9 30 2011	999913	JOE BENIGNO'S TREE SERVICE	1,421.88
317808	9 30 2011	99998	JOHN PERRY	25.00
317811	9 30 2011	99998	JOSEPH VANDERPOOL	25.00
317812	9 30 2011	99998	JOSEPHINE STOKER	25.00
317280	9 9 2011	99998	JOSH TUTTLE	25.00
317281	9 9 2011	99998	JOSHUA NEWTON	25.00
317282	9 9 2011	99998	JOYVONNE BAKMAN	25.00
317283	9 9 2011	999911	JSC PAINTING INC	45.68
317813	9 30 2011	99998	JUAN AGUILAR	25.00
317284	9 9 2011	13224	KAFOURY ARMSTRONG & CO.	.00
317285	9 9 2011	13224	KAFOURY ARMSTRONG & CO.	4,000.00
317278	9 9 2011	2664728	KARLA JOHNSTON	260.00
317606	9 23 2011	2664728	KARLA JOHNSTON	390.00
317809	9 30 2011	2664728	KARLA JOHNSTON	520.00

CHECK NUMBER	CHECK DATE	VENDOR NUMBER	VENDOR NAME	CHECK AMOUNT
317814	9 30 2011	999912	KATHRYN E. GREEN	50.00
317799	9 30 2011	2664837	KATHRYN HILL, MA.	200.00
317971	10 7 2011	99994	KATHY ANGEL	90.00
317972	10 7 2011	99994	KATHY HERNANDEZ	50.00
317607	9 23 2011	999912	KAY S. LEVITT	50.00
317815	9 30 2011	999913	KBCA	338.00
317286	9 9 2011	10960	KCJ EDITORIAL AND DESIGN	16.00
317816	9 30 2011	11790	KDJ COMPANY LTD.	765.00
317608	9 23 2011	14770	KELLY MOORE PAINT, INC.	200.32
317973	10 7 2011	2664829	KINZE LLC	3,937.50
317287	9 9 2011	99998	KISHWANA METCAFF	25.00
317817	9 30 2011	15051	KIZOR LLC, BRENDA R	150.00
317288	9 9 2011	1096	KNECHT, RAQUEL	1,125.28
317443	9 16 2011	2664454	KOCH ELEVATOR CO	1,393.00
317609	9 23 2011	2664454	KOCH ELEVATOR CO	1,788.08
317974	10 7 2011	999915	KOHL'S	95.00
317818	9 30 2011	10537	KOHN COLODNY LLP	139.70
317610	9 23 2011	4378	KOMATSU EQUIPMENT COMPANY	551.45
317819	9 30 2011	6009	KRAMER, AL	243.09
317820	9 30 2011	99998	KRISTEN MCKELVEY	25.00
318056	10 7 2011	2664842	KRISTINA TOMBROPOULOS M	825.21
317821	9 30 2011	99998	KRISTINA WOODS	25.00
317611	9 23 2011	1900	LAAKER, JOHN	25.00
317612	9 23 2011	13164	LANDSCAPE MAINTENANCE SERVICES LLC	1,400.00
317975	10 7 2011	13164	LANDSCAPE MAINTENANCE SERVICES LLC	1,460.00
317822	9 30 2011	99998	LARRY BREWER	25.00
317823	9 30 2011	2664834	LARRY HYDER & ASSOCIATES	4,000.00
317976	10 7 2011	99994	LAURA POWERS	65.00
317289	9 9 2011	99998	LAURIE ANNE HARRIS	25.00
317977	10 7 2011	2664839	LAW OFFICES OF MICHAEL B SPRINGER	265.00
317613	9 23 2011	999915	LAZO-YANDELL, GLORIA	95.00
317824	9 30 2011	99998	LEAH REA	25.00
317444	9 16 2011	2663584	LEGISLATIVE COUNSEL BUREAU	96.45
317978	10 7 2011	999915	LEON, VICTOR	120.00
317290	9 9 2011	99998	LEONEL GONZALEZ	25.00
317291	9 9 2011	2664754	LEWIS, VERNA	153.60
317292	9 9 2011	14716	LIFE'S JOURNEY	1,200.00
317445	9 16 2011	14716	LIFE'S JOURNEY	1,200.00
317614	9 23 2011	14716	LIFE'S JOURNEY	1,200.00
317825	9 30 2011	14716	LIFE'S JOURNEY	1,200.00
317979	10 7 2011	14716	LIFE'S JOURNEY	1,200.00
317826	9 30 2011	99998	LINDA ARGALL	25.00
317827	9 30 2011	99998	LINDA OMEY	25.00
317828	9 30 2011	999913	LOFTHOUSE, JOANNE	291.50
317446	9 16 2011	99995	LOGAN, WALLACE	39.50
317980	10 7 2011	14026	LOUIS BERGER GROUP INC.	6,905.22
317981	10 7 2011	999915	LUDEL, JEFFREY A.	360.00
317293	9 9 2011	1203300	LUMOS & ASSOCIATES INC.	2,607.50
317615	9 23 2011	1203300	LUMOS & ASSOCIATES INC.	13,042.50

CHECK NUMBER	CHECK DATE	VENDOR NUMBER	VENDOR NAME	CHECK AMOUNT
317982	10 7 2011	1203300	LUMOS & ASSOCIATES INC.	8,534.50
317829	9 30 2011	99998	LYNDSE SKELTON	25.00
317447	9 16 2011	14887	LYON COUNTY SHERIFF'S OFFICE	6,959.26
317616	9 23 2011	8662	LYON COUNTY TREASURER	115,284.25
317294	9 9 2011	1300402	MACHABEE OFFICE ENVIRONMENTS	112.70
317830	9 30 2011	1300402	MACHABEE OFFICE ENVIRONMENTS	1,926.78
317448	9 16 2011	2663119	MACHADO, CARON	98.00
317449	9 16 2011	2664185	MADAR, STEPHAN	100.00
317617	9 23 2011	15895	MANHARD CONSULTING LTD	17,861.50
317831	9 30 2011	99998	MARK WALKER	25.00
317832	9 30 2011	999912	MARY PEARSON	75.00
317450	9 16 2011	2664633	MARZOLINE, DEBORAH	243.09
317983	10 7 2011	2664633	MARZOLINE, DEBORAH	129.31
317618	9 23 2011	999912	MASHA ZAITZEFF	70.00
317295	9 9 2011	2664817	MCCARTNEY DVM, S.A.	241.00
317619	9 23 2011	12077	MCELLISTREM PHD., JOSEPH E.	5,766.66
317833	9 30 2011	12077	MCELLISTREM PHD., JOSEPH E.	350.00
317984	10 7 2011	12077	MCELLISTREM PHD., JOSEPH E.	600.00
317620	9 23 2011	999913	MCGEE, REBECCA	280.00
317451	9 16 2011	11613	MCMORRIS, STEVEN D.	503.67
317834	9 30 2011	99995	MCQUIVEY, MICHELE	24.02
317621	9 23 2011	999912	MEDICAID NEVADA	8.62
317622	9 23 2011	2663369	MEDSCHOOL ASSOC. NORTH, PATHOLOGY	80.00
317296	9 9 2011	99998	MEGHAN LOCHRIDGE	25.00
317835	9 30 2011	2663992	MEYER, CECILIA	29.97
317920	10 7 2011	13653	MICHAEL BURGOON	50.04
317623	9 23 2011	999912	MICHAEL MILLER	87.00
317297	9 9 2011	2664815	MICHAUT, DAVID	138.00
317836	9 30 2011	99998	MICHELLE MCQUEARY	25.00
317298	9 9 2011	9839	MID-AMERICA SPORTS ADVANTAGE	7,839.20
317452	9 16 2011	13100	MILE HIGH JAZZ BAND	3,000.00
317453	9 16 2011	99995	MILLARD REALTY	2,127.42
317624	9 23 2011	3933	MITCHELL, TODD	57.00
317837	9 30 2011	99998	MONICA DICONZA	25.00
317625	9 23 2011	2663048	MORGAN CONSTRUCTION SERVICES INC	1,025.00
317838	9 30 2011	2664255	MORITZ WESTERN HEATING & A/C	290.86
317985	10 7 2011	2664841	MOUNTAIN MASONRY	2,000.00
317626	9 23 2011	15124	MOURNIHAM, FRANK	51.23
317627	9 23 2011	999916	MR CHEN	200.00
317628	9 23 2011	5733	MUNICIPAL MAINTENANCE EQUIP.	14,770.46
317629	9 23 2011	999915	MUNOZ, ARDACIA	100.00
317986	10 7 2011	15840	MUTUAL OF OMAHA INSURANCE CO	1,475.47
317630	9 23 2011	13097	MV CONTRACT TRANSPORTATION	45,246.66
317631	9 23 2011	11969	MWH LABORATORIES	1,564.00
317454	9 16 2011	1400105	NACO	500.00
317632	9 23 2011	1400105	NACO	250.00
317987	10 7 2011	3709	NACO	1,021.00
317839	9 30 2011	2664088	NAKOMA INVESTMENTS LLC	600.00
317633	9 23 2011	14132	NATIONAL BUSINESS FACTORS INC.	3,792.18

CHECK NUMBER	CHECK DATE	VENDOR NUMBER	VENDOR NAME	CHECK AMOUNT
317634	9 23 2011	2664804	NATIONAL STRIPING COMPANY	3,912.50
317635	9 23 2011	14751	NEVADA APPEAL/SUBSCRIBER SERVICES	110.00
317299	9 9 2011	3196	NEVADA BLUE LTD.	162.50
317636	9 23 2011	3196	NEVADA BLUE LTD.	168.43
317988	10 7 2011	15603	NEVADA DEPT. OF AGRICULTURE	50.00
317637	9 23 2011	13108	NEVADA DIV. OF ENVIRON. PROTECTION	200.00
317840	9 30 2011	4700	NEVADA DIVISON OF FORESTRY	112,544.50
317300	9 9 2011	6051	NEVADA FITNESS LLC	240.00
317841	9 30 2011	1403860	NEVADA INSURANCE AGENCY CO.	575.00
317301	9 9 2011	15181	NEVADA JOHNS LLC	1,135.00
317638	9 23 2011	15181	NEVADA JOHNS LLC	932.00
317842	9 30 2011	15181	NEVADA JOHNS LLC	296.50
317989	10 7 2011	15181	NEVADA JOHNS LLC	868.00
317302	9 9 2011	1404719	NEVADA PRESORT & MAIL MARKETING	5.38
317456	9 16 2011	1404719	NEVADA PRESORT & MAIL MARKETING	26.63
317303	9 9 2011	15580	NEVADA SHADE TREE COUNCIL	510.00
317639	9 23 2011	2664831	NEVADA STATE HEALTH DIVISION	596.00
317919	10 7 2011	2664556	NEVADA STATE HEALTH DIVISION	45.00
317843	9 30 2011	1406200	NEVADA STATE PUBLIC DEFENDER	244,730.95
317304	9 9 2011	1778	NEVADA STATE TREASURER	32.00
317640	9 23 2011	1778	NEVADA STATE TREASURER	30.00
317990	10 7 2011	1778	NEVADA STATE TREASURER	4.00
317844	9 30 2011	99998	NICHOLAS DUNCAN	25.00
317845	9 30 2011	99998	NICOLE ANDREWS	25.00
317305	9 9 2011	1407342	NIELSON, DAVID I.	1,400.00
317457	9 16 2011	1407342	NIELSON, DAVID I.	200.00
317846	9 30 2011	1407342	NIELSON, DAVID I.	100.00
317991	10 7 2011	1407342	NIELSON, DAVID I.	200.00
317847	9 30 2011	999912	NINA L. SPRADLIN	50.00
317306	9 9 2011	15276	NORTHERN NEVADA EXCAVATING INC	86,329.35
317848	9 30 2011	99995	NORTHERN NV TITLE	10.00
317307	9 9 2011	1904700	NV ENERGY	6,804.86
317308	9 9 2011	2664347	NV ENERGY	.00
317309	9 9 2011	2664347	NV ENERGY	.00
317310	9 9 2011	2664347	NV ENERGY	.00
317311	9 9 2011	2664347	NV ENERGY	.00
317312	9 9 2011	2664347	NV ENERGY	.00
317313	9 9 2011	2664347	NV ENERGY	21,821.95
317314	9 9 2011	2664348	NV ENERGY	.00
317315	9 9 2011	2664348	NV ENERGY	.00
317316	9 9 2011	2664348	NV ENERGY	.00
317317	9 9 2011	2664348	NV ENERGY	.00
317318	9 9 2011	2664348	NV ENERGY	.00
317319	9 9 2011	2664348	NV ENERGY	.00
317320	9 9 2011	2664348	NV ENERGY	.00
317321	9 9 2011	2664348	NV ENERGY	25,618.29
317322	9 9 2011	2664349	NV ENERGY	.00
317323	9 9 2011	2664349	NV ENERGY	.00
317324	9 9 2011	2664349	NV ENERGY	.00

CHECK NUMBER	CHECK DATE	VENDOR NUMBER	VENDOR NAME	CHECK AMOUNT
317325	9 9 2011	2664349	NV ENERGY	.00
317326	9 9 2011	2664349	NV ENERGY	117,184.78
317458	9 16 2011	1904700	NV ENERGY	.00
317459	9 16 2011	1904700	NV ENERGY	5,737.77
317641	9 23 2011	1904700	NV ENERGY	.00
317642	9 23 2011	1904700	NV ENERGY	.00
317643	9 23 2011	1904700	NV ENERGY	7,823.66
317849	9 30 2011	13957	NV ENERGY	77.97
317850	9 30 2011	1904700	NV ENERGY	.00
317851	9 30 2011	1904700	NV ENERGY	.00
317852	9 30 2011	1904700	NV ENERGY	39,430.59
317853	9 30 2011	2664346	NV ENERGY	53,005.09
317992	10 7 2011	1904700	NV ENERGY	2,427.48
317993	10 7 2011	2664347	NV ENERGY	.00
317994	10 7 2011	2664347	NV ENERGY	.00
317995	10 7 2011	2664347	NV ENERGY	.00
317996	10 7 2011	2664347	NV ENERGY	.00
317997	10 7 2011	2664347	NV ENERGY	.00
317998	10 7 2011	2664347	NV ENERGY	19,499.61
317999	10 7 2011	2664348	NV ENERGY	.00
318000	10 7 2011	2664348	NV ENERGY	.00
318001	10 7 2011	2664348	NV ENERGY	.00
318002	10 7 2011	2664348	NV ENERGY	.00
318003	10 7 2011	2664348	NV ENERGY	.00
318004	10 7 2011	2664348	NV ENERGY	.00
318005	10 7 2011	2664348	NV ENERGY	.00
318006	10 7 2011	2664348	NV ENERGY	25,528.78
318007	10 7 2011	2664349	NV ENERGY	.00
318008	10 7 2011	2664349	NV ENERGY	.00
318009	10 7 2011	2664349	NV ENERGY	.00
318010	10 7 2011	2664349	NV ENERGY	.00
318011	10 7 2011	2664349	NV ENERGY	110,299.74
318012	10 7 2011	13171	NWMA	190.00
318013	10 7 2011	2664726	OCE IMAGISTICS INC	99.27
317644	9 23 2011	10018	OFFICE DEPOT INC.	102.26
317854	9 30 2011	10018	OFFICE DEPOT INC.	70.35
317855	9 30 2011	2663193	OFFICEMAX INC	53.53
317645	9 23 2011	2664822	OLIVER WYMAN ACTUARIAL CONSULTING	6,000.00
317340	9 9 2011	1801590	OLIVIA REINSHAGEN-HERNANDEZ	562.50
317327	9 9 2011	2664414	ON POINT TRANSLATIONS LLC	157.83
318014	10 7 2011	2664414	ON POINT TRANSLATIONS LLC	315.66
317646	9 23 2011	15582	OUTBACK UPHOLSTERY	120.00
317460	9 16 2011	1500660	OVERHEAD FIRE PROTECTION INC.	435.00
318015	10 7 2011	14784	OWEN BROTHERS PUMP	1,320.00
317328	9 9 2011	14009	PAC WEST OF NEVADA	45.00
318016	10 7 2011	14009	PAC WEST OF NEVADA	45.00
317647	9 23 2011	2663964	PACIFICWEST ENERGY SOLUTIONS INC	22,070.00
318017	10 7 2011	2663964	PACIFICWEST ENERGY SOLUTIONS INC	12,800.00
317648	9 23 2011	14552	PARK, GEORGE	268.27

CHECK NUMBER	CHECK DATE	VENDOR NUMBER	VENDOR NAME	CHECK AMOUNT
317649	9 23 2011	2663566	PARTNERSHIP CARSON CITY	240.00
317461	9 16 2011	2664821	PASCHAL, BEVERLY J., M.A.	1,181.25
317329	9 9 2011	99994	PATTI MATUS	90.00
318027	10 7 2011	2664843	PEGGY REW	1,350.00
317330	9 9 2011	13414	PEPSI-COLA	968.89
317856	9 30 2011	13414	PEPSI-COLA	297.00
317462	9 16 2011	13980	PERS ADMINISTRATIVE FUND	340.00
317463	9 16 2011	2663284	PETERBILT TRUCK PARTS & EQUIP. LLC	14.00
317650	9 23 2011	2663284	PETERBILT TRUCK PARTS & EQUIP. LLC	1,122.35
317857	9 30 2011	2663284	PETERBILT TRUCK PARTS & EQUIP. LLC	26.00
318018	10 7 2011	2663284	PETERBILT TRUCK PARTS & EQUIP. LLC	42.54
317651	9 23 2011	13856	PETTY CASH/DEBRA RICHARDS	152.44
317652	9 23 2011	999916	PHILLIPS, KRISTINA	35.00
317653	9 23 2011	15207	PHYSICIAN SELECT MANAGEMENT	20,700.70
317654	9 23 2011	2900	PINTAR, SUSAN R., MD	2,078.00
317655	9 23 2011	11031	PIP PRINTING	245.00
317858	9 30 2011	1602505	PITNEY BOWES INC.	132.93
317331	9 9 2011	2664117	PITNEY BOWES PURCHASE POWER	264.55
317332	9 9 2011	2664118	PITNEY BOWES PURCHASE POWER	7.39
317656	9 23 2011	7676	PITNEY BOWES PURCHASE POWER	883.00
318019	10 7 2011	7676	PITNEY BOWES PURCHASE POWER	68.29
318020	10 7 2011	2664117	PITNEY BOWES PURCHASE POWER	289.35
317657	9 23 2011	11889	PLEMEL, LEE	124.00
317333	9 9 2011	1603500	PONDEROSA STAMP & ENGRAVING	190.30
317334	9 9 2011	7525	PRE-PAID LEGAL SERVICES INC.	172.50
317658	9 23 2011	7525	PRE-PAID LEGAL SERVICES INC.	172.50
318021	10 7 2011	7525	PRE-PAID LEGAL SERVICES INC.	165.60
317464	9 16 2011	99995	PREMIUM TITLE AGENCY	32.15
317859	9 30 2011	99998	PRIMA SKELTON	25.00
317659	9 23 2011	2664344	PRODOCUMENT SOLUTIONS INC	414.63
317465	9 16 2011	1668	PROVIDENTI, NICKOLAS A.	560.00
317660	9 23 2011	13736	PUBLIC EMPLOYEE'S BENEFITS PROGRAM	45,343.17
317335	9 9 2011	1604820	PUBLIC EMPLOYEES RETIREMENT SYSTEM	382.84
317661	9 23 2011	1604820	PUBLIC EMPLOYEES RETIREMENT SYSTEM	382.84
318022	10 7 2011	1604820	PUBLIC EMPLOYEES RETIREMENT SYSTEM	382.84
318023	10 7 2011	1074	Q & D CONSTRUCTION, INC	199,767.98
318024	10 7 2011	1700475	QUILL CORPORATION	234.38
317662	9 23 2011	999915	RALEYS	100.00
317336	9 9 2011	99994	RALPH & PATTY SHELTON	90.00
317860	9 30 2011	99995	RAMM, JULIE	47.57
317337	9 9 2011	99998	RANDY MICHAELIS	25.00
317338	9 9 2011	1801555	REDWOOD TOXICOLOGY LAB INC	1,308.50
317663	9 23 2011	1801555	REDWOOD TOXICOLOGY LAB INC	1,850.00
317339	9 9 2011	6845	REESE, RICHARD R.	270.00
317466	9 16 2011	6845	REESE, RICHARD R.	420.00
317664	9 23 2011	6845	REESE, RICHARD R.	140.00
317861	9 30 2011	6845	REESE, RICHARD R.	455.00
318025	10 7 2011	6845	REESE, RICHARD R.	620.00
317665	9 23 2011	11658	RESERVE ACCOUNT	3,000.00

CHECK NUMBER	CHECK DATE	VENDOR NUMBER	VENDOR NAME	CHECK AMOUNT
317686	9 23 2011	12979	SIERRA NEVADA CONSTRUCTION, INC.	26,544.20
317469	9 16 2011	10550	SIERRA NEVADA MEDIA GROUP	1,044.00
318034	10 7 2011	10550	SIERRA NEVADA MEDIA GROUP	470.30
317350	9 9 2011	15865	SILVER STATE CHARTER HIGH SCHOOL	1,452.00
317687	9 23 2011	1905375	SILVER STATE INDUSTRIES	313.50
317688	9 23 2011	13989	SIMPLEX GRINNELL LP	331.00
318035	10 7 2011	13989	SIMPLEX GRINNELL LP	371.00
317351	9 9 2011	99998	STOBHAN LINER	25.00
317352	9 9 2011	99994	STUBHAN STEVENS	45.00
317689	9 23 2011	11038	SKELLY, JOANNE	77.79
317470	9 16 2011	7186	SKIDMORE PHD., SHERI	400.00
317873	9 30 2011	7186	SKIDMORE PHD., SHERI	300.00
318036	10 7 2011	7186	SKIDMORE PHD., SHERI	1,200.00
317353	9 9 2011	2664562	SMITHSON, KEN	102.00
317354	9 9 2011	2664362	SNYDER, TERRI	276.00
317690	9 23 2011	2664362	SNYDER, TERRI	520.00
317471	9 16 2011	999911	SOUTHLAND MECHANICAL SERVICES	27.76
317874	9 30 2011	1907302	SOUTHWEST GAS CORP	172.00
318037	10 7 2011	1907302	SOUTHWEST GAS CORP	31.42
317355	9 9 2011	1907300	SOUTHWEST GAS CORP.	.00
317356	9 9 2011	1907300	SOUTHWEST GAS CORP.	3,049.89
317472	9 16 2011	1907300	SOUTHWEST GAS CORP.	1,950.94
317691	9 23 2011	1907300	SOUTHWEST GAS CORP.	25.02
317875	9 30 2011	1907300	SOUTHWEST GAS CORP.	.00
317876	9 30 2011	1907300	SOUTHWEST GAS CORP.	.00
317877	9 30 2011	1907300	SOUTHWEST GAS CORP.	.00
317878	9 30 2011	1907300	SOUTHWEST GAS CORP.	11,941.06
317879	9 30 2011	1907301	SOUTHWEST GAS CORP.	22.72
318038	10 7 2011	1907300	SOUTHWEST GAS CORP.	.00
318039	10 7 2011	1907300	SOUTHWEST GAS CORP.	3,158.35
317357	9 9 2011	2664341	SPHERION STAFFING LLC	.00
317358	9 9 2011	2664341	SPHERION STAFFING LLC	.00
317359	9 9 2011	2664341	SPHERION STAFFING LLC	25,745.75
317473	9 16 2011	2664341	SPHERION STAFFING LLC	.00
317474	9 16 2011	2664341	SPHERION STAFFING LLC	12,903.72
317692	9 23 2011	2664341	SPHERION STAFFING LLC	.00
317693	9 23 2011	2664341	SPHERION STAFFING LLC	.00
317694	9 23 2011	2664341	SPHERION STAFFING LLC	33,549.70
317880	9 30 2011	2664341	SPHERION STAFFING LLC	.00
317881	9 30 2011	2664341	SPHERION STAFFING LLC	.00
317882	9 30 2011	2664341	SPHERION STAFFING LLC	33,757.19
318040	10 7 2011	2664341	SPHERION STAFFING LLC	.00
318041	10 7 2011	2664341	SPHERION STAFFING LLC	.00
318042	10 7 2011	2664341	SPHERION STAFFING LLC	.00
318043	10 7 2011	2664341	SPHERION STAFFING LLC	27,347.41
317360	9 9 2011	2663772	SPORTSTURF	1,488.33
317361	9 9 2011	11546	SPROULL, JAMES	200.00
317883	9 30 2011	11546	SPROULL, JAMES	450.00
317482	9 16 2011	2664820	SS INVESTMENTS LTD	625.00



CHECK NUMBER	CHECK DATE	VENDOR NUMBER	VENDOR NAME	CHECK AMOUNT
318054	10 7 2011	2664820	SS INVESTMENTS LTD	625.00
318044	10 7 2011	1908515	STANDARD INSURANCE CO.	7,017.63
317884	9 30 2011	999912	STANFORD HOSPITAL & CLINIC	860.85
317695	9 23 2011	2663450	STANLEY CONVERGENT SECURITY	34.56
317696	9 23 2011	15977	STANLEY SECURITY SOLUTIONS INC	76.39
317475	9 16 2011	99995	STANTON PARK DEVELOPMENT	7,719.70
317362	9 9 2011	2663924	STAPLES ADVANTAGE	226.32
318045	10 7 2011	2663924	STAPLES ADVANTAGE	275.60
318046	10 7 2011	999915	STATE OF NEVADA	100.00
317697	9 23 2011	2664830	STATE OF NEVADA MENTAL HEALTH AND	3,188.86
317885	9 30 2011	999912	STEPHEN H. CARMACK	50.00
317886	9 30 2011	99998	STEVEN LAMARRE	25.00
318047	10 7 2011	1910545	STEWART TITLE OF NEVADA	17,316.00
317363	9 9 2011	1910573	STRAW HAT PIZZA	88.94
317698	9 23 2011	999915	SUBWAY	17.00
318048	10 7 2011	800123	SUNGARD PUBLIC SECTOR	80.00
317364	9 9 2011	1910780	SUNSHINE LITIGATION SERVICES	23.25
317476	9 16 2011	1910780	SUNSHINE LITIGATION SERVICES	195.30
317887	9 30 2011	1910780	SUNSHINE LITIGATION SERVICES	720.75
318049	10 7 2011	1910780	SUNSHINE LITIGATION SERVICES	594.10
317477	9 16 2011	2664790	SUZDALEV, GEORGE	143.29
317365	9 9 2011	4300	SWANSONS SERVICES CORP.	2,876.08
317478	9 16 2011	4300	SWANSONS SERVICES CORP.	2,911.88
317699	9 23 2011	4300	SWANSONS SERVICES CORP.	1,293.10
318050	10 7 2011	4300	SWANSONS SERVICES CORP.	3,844.29
317700	9 23 2011	999912	SYLVIA R. MAHARG	46.30
317366	9 9 2011	102096	SYSCO FOOD SERVICES OF SACRAMENTO	2,088.87
317479	9 16 2011	102096	SYSCO FOOD SERVICES OF SACRAMENTO	835.98
317701	9 23 2011	102096	SYSCO FOOD SERVICES OF SACRAMENTO	3,735.05
317888	9 30 2011	102096	SYSCO FOOD SERVICES OF SACRAMENTO	1,709.08
317367	9 9 2011	2000200	TAHOE-CARSON RADIOLOGY INC.	22.00
318051	10 7 2011	2000200	TAHOE-CARSON RADIOLOGY INC.	72.00
317481	9 16 2011	99995	TANGLEWOOD LLC	539.16
317369	9 9 2011	99998	TASHARA THIERRY	25.00
317961	10 7 2011	2664844	TAYLOR GRAY MORGAN	54.00
318053	10 7 2011	999913	TERCERO, MICHELE	247.50
317702	9 23 2011	999913	TERPENING, JOSEPHINE	280.00
317890	9 30 2011	99998	TERRI ELMORE	25.00
317483	9 16 2011	2664549	THE HUMAN RESOURCE CONNECTION LTD	2,800.00
318055	10 7 2011	99994	THOMAS COLLINS	90.00
317703	9 23 2011	2664229	THOMAS PETROLEUM LLC	72,161.62
317704	9 23 2011	999913	THOMSON, JOSHUA STANLEY	280.00
317705	9 23 2011	999912	TOIYABE INDIAN HEALTH PROJECT INC	1,470.00
317368	9 9 2011	14629	TOM TARULLI	93.00
318052	10 7 2011	14629	TOM TARULLI	27.00
318057	10 7 2011	14290	TOREY'S HOUSE LLC	5,004.33
318058	10 7 2011	999913	TORRES, ANGELES	338.00
317706	9 23 2011	2664495	TRAVELERS	1,648.00
317891	9 30 2011	99998	TREVOR TOMPKINS	25.00

CHECK NUMBER	CHECK DATE	VENDOR NUMBER	VENDOR NAME	CHECK AMOUNT
317488	9 16 2011	2663316	WAVING AT YOU.COM	351.65
317388	9 9 2011	2663832	WEBSTER MSCP, SHIRLEY A	287.50
317723	9 23 2011	2663832	WEBSTER MSCP, SHIRLEY A	200.00
317389	9 9 2011	99993	WELLS FARGO HOME MORTGAGE	370.36
317390	9 9 2011	11106	WERNER, LAWRENCE	356.90
318067	10 7 2011	11106	WERNER, LAWRENCE	72.00
317896	9 30 2011	6226	WESTERN CHAPTER-I.S.A.	50.00
317391	9 9 2011	15573	WESTERN ENERGETIX LLC	316.87
317724	9 23 2011	15573	WESTERN ENERGETIX LLC	.00
317725	9 23 2011	15573	WESTERN ENERGETIX LLC	16,913.27
318068	10 7 2011	15573	WESTERN ENERGETIX LLC	3,842.60
317392	9 9 2011	2596	WESTERN INSURANCE SPECIALTIES,	314.53
317726	9 23 2011	2596	WESTERN INSURANCE SPECIALTIES,	4,776.21
317393	9 9 2011	2303400	WESTERN NEVADA SUPPLY CO.	.00
317394	9 9 2011	2303400	WESTERN NEVADA SUPPLY CO.	.00
317395	9 9 2011	2303400	WESTERN NEVADA SUPPLY CO.	14,064.09
317489	9 16 2011	2303400	WESTERN NEVADA SUPPLY CO.	7,280.41
317727	9 23 2011	2303400	WESTERN NEVADA SUPPLY CO.	.00
317728	9 23 2011	2303400	WESTERN NEVADA SUPPLY CO.	19,008.81
317897	9 30 2011	2303400	WESTERN NEVADA SUPPLY CO.	2,384.63
318069	10 7 2011	2303400	WESTERN NEVADA SUPPLY CO.	.00
318070	10 7 2011	2303400	WESTERN NEVADA SUPPLY CO.	15,832.99
317898	9 30 2011	99995	WESTERN TITLE	34.25
318071	10 7 2011	12154	YANUCK, GILBERT A.	362.07
317899	9 30 2011	14601	YARD GNOMES	408.25
317729	9 23 2011	2600175	ZEE MEDICAL INC.	31.91
317396	9 9 2011	11551	ZIONS FIRST NATIONAL BANK	250.00

FINAL TOTALS  
 TOTAL  
 COUNT 860

6,372,167.47

\* \* \* E N D O F R E P O R T \* \* \*

10/12/11 08:09:38

GMBA Wire Transfers  
Date Range: 09/07/11 - 10/11/11

Query: GMWIRETRAN

PAGE 1

TRANS TYPE	DESCRIPTION 1	DESCRIPTION 2	TRANS DATE	DOCUMENT NUMBER	DEBIT AMOUNT	CREDIT AMOUNT
WT	ASSOC RISK W/C 9/11 CLAIM	BH/DD	9 28 2011	ASSOCRISK	5,100.83	.00
WT	BONDS/COUPONS WIRE TRF	DD/DD	10 10 2011	73	3,056.60	.00
WT	BONDS/COUPONS WIRE TRF	DD/DD	10 10 2011	73	76,000.00	.00
WT	BONDS/COUPONS WIRE TRF	DD/DD	10 10 2011	73	15,435.80	.00
WT	BONDS/COUPONS WIRE TRF	DD/DD	10 10 2011	73	41,000.00	.00
WT	BONDS/COUPONS WIRE TRF	DD/DD	10 10 2011	73	31,068.95	.00
WT	BONDS/COUPONS WIRE TRF	DD/DD	10 10 2011	73	126,308.12	.00
WT	BONDS/COUPONS WIRE TRF	DD/DD	10 10 2011	73	15,461.88	.00
WT	BONDS/COUPONS WIRE TRF	DD/DD	10 10 2011	73	5,796.00	.00
WT	BONDS/COUPONS WIRE TRF	DD/DD	10 10 2011	73	51,000.00	.00
WT	BONDS/COUPONS WIRE TRF	DD/DD	10 10 2011	73	820.23	.00
WT	BONDS/COUPONS WIRE TRF	DD/DD	10 10 2011	73	8,670.12	.00
WT	BONDS/COUPONS WIRE TRF	DD/DD	10 10 2011	73	82,000.00	.00
WT	CONTROLLER WIRE 8/2011	DD/DD	9 22 2011	CONTROLLER	27,516.94	.00
WT	CONTROLLER WIRE 8/2011	DD/DD	9 22 2011	CONTROLLER	8,134.56	.00
WT	CONTROLLER WIRE 8/2011	DD/DD	9 22 2011	CONTROLLER	5,754.00	.00
WT	CONTROLLER WIRE 8/2011	DD/DD	9 22 2011	CONTROLLER	130.00	.00
WT	CONTROLLER WIRE 8/2011	DD/DD	9 22 2011	CONTROLLER	360.00	.00
WT	CONTROLLER WIRE 8/2011	DD/DD	9 22 2011	CONTROLLER	1,750.00	.00
WT	CONTROLLER WIRE 8/2011	DD/DD	9 22 2011	CONTROLLER	1,386.00	.00
WT	CONTROLLER WIRE 8/2011	DD/DD	9 22 2011	CONTROLLER	678.00	.00
WT	CONTROLLER WIRE 8/2011	DD/DD	9 22 2011	CONTROLLER	1,440.00	.00
WT	CONTROLLER WIRE 8/2011	DD/DD	9 22 2011	CONTROLLER	1,440.00	.00
WT	CONTROLLER WIRE 8/2011	DD/DD	9 22 2011	CONTROLLER	13,061.10	.00
WT	CONTROLLER WIRE 8/2011	DD/DD	9 22 2011	CONTROLLER	150.00	.00
WT	CONTROLLER WIRE 8/2011	DD/DD	9 22 2011	CONTROLLER	75.00	.00
WT	CONTROLLER WIRE 8/2011	DD/DD	9 22 2011	CONTROLLER	1,270.00	.00
WT	CONTROLLER WIRE 8/2011	DD/DD	9 22 2011	CONTROLLER	825.00	.00
WT	FED TAX DEPOSIT PP#18	CM/DD	9 30 2011	FEDERAL	5,250.00	.00
WT	FED TAX DEPOSIT PP#18	CM/DD	9 30 2011	FEDERAL	39,035.40	.00
WT	FED TAX DEPOSIT PP#18	CM/DD	9 30 2011	FEDERAL	174,854.68	.00
WT	FED TAX DEPOSIT PP#18	CM/DD	9 30 2011	FEDERAL	609.00	.00
WT	FED TAX DEPOSIT PP#19	CM/DD	9 30 2011	FEDERAL	39,693.72	.00
WT	FED TAX DEPOSIT PP#19	CM/DD	9 30 2011	FEDERAL	181,683.25	.00
WT	FED TAX DEPOSIT PP#20	CM/DD	9 30 2011	FEDERAL	40,959.50	.00
WT	FED TAX DEPOSIT PP#20	CM/DD	9 30 2011	FEDERAL	189,949.53	.00
WT	FED TAX DEPOSIT 3RD QTR	CM/DD	9 30 2011	FEDERAL	5.64	.00
WT	FED TAX DEPOSIT 3RD QTR	CM/DD	9 30 2011	FEDERAL	1.22	.00
WT	FLEX SPENDING PP#18	DD/DD	9 7 2011	HRSIMPLIFI	2,814.69	.00
WT	FLEX SPENDING PP#19	BH/DD	9 26 2011	HRSIMPLIFI	3,174.48	.00
WT	FLEX SPENDING PP#20	BH/DD	10 4 2011	HRSIMPLIFI	5,754.66	.00
WT	HARTFORD WIRE TRF PP#18	CM/DD	9 30 2011	HARTFORD	3,920.97	.00
WT	HARTFORD WIRE TRF PP#18	CM/DD	9 30 2011	HARTFORD	32,581.99	.00
WT	HARTFORD WIRE TRF PP#18	CM/DD	9 30 2011	HARTFORD	7,115.43	.00
WT	HARTFORD WIRE TRF PP#18	CM/DD	9 30 2011	HARTFORD	1,946.15	.00
WT	HARTFORD WIRE TRF PP#19	CM/DD	9 30 2011	HARTFORD	7,115.43	.00
WT	HARTFORD WIRE TRF PP#19	CM/DD	9 30 2011	HARTFORD	1,946.15	.00
WT	HARTFORD WIRE TRF PP#19	CM/DD	9 30 2011	HARTFORD	3,594.42	.00
WT	HARTFORD WIRE TRF PP#19	CM/DD	9 30 2011	HARTFORD	3.15	.00

10/12/11 08:09:38

GMBA Wire Transfers  
Date Range: 09/07/11 - 10/11/11

Query: GMWIRETRAN

PAGE 2

TRANS TYPE	DESCRIPTION 1	DESCRIPTION 2	TRANS DATE	DOCUMENT NUMBER	DEBIT AMOUNT	CREDIT AMOUNT
WT	HARTFORD WIRE TRF PP#19	CM/DD	9 30 2011	HARTFORD	14.57	.00
WT	HARTFORD WIRE TRF PP#19	CM/DD	9 30 2011	HARTFORD	32,581.99	.00
WT	HARTFORD WIRE TRF PP#20	CM/DD	9 30 2011	HARTFORD	3,873.86	.00
WT	HARTFORD WIRE TRF PP#20	CM/DD	9 30 2011	HARTFORD	1,946.15	.00
WT	HARTFORD WIRE TRF PP#20	CM/DD	9 30 2011	HARTFORD	7,115.43	.00
WT	HARTFORD WIRE TRF PP#20	CM/DD	9 30 2011	HARTFORD	31,931.99	.00
WT	ING WIRE TRF PP#18	CM/DD	9 30 2011	ING	2,144.62	.00
WT	ING WIRE TRF PP#18	CM/DD	9 30 2011	ING	500.00	.00
WT	ING WIRE TRF PP#19	CM/DD	9 30 2011	ING	500.00	.00
WT	ING WIRE TRF PP#19	CM/DD	9 30 2011	ING	2,144.62	.00
WT	ING WIRE TRF PP#20	CM/DD	9 30 2011	ING	2,144.62	.00
WT	ING WIRE TRF PP#20	CM/DD	9 30 2011	ING	500.00	.00
WT	INVOICE #CA1201A	BH/DD	9 22 2011	CNTY MATCH	122,310.20	.00
WT	INVOICE #INTL SETTLEMENT	BH/DD	9 22 2011	BANK SRVS	1,735.88	.00
WT	INVOICE #20110831045	BH/DD	9 22 2011	BANK SRVS	742.44	.00
WT	INVOICE #20110831046	BH/DD	9 22 2011	BANK SRVS	356.20	.00
WT	LAND ACQUISITION WIRE TRF	BH/DD	9 29 2011	NNVTITLECO	600,548.60	.00
WT	NV CHILD SUP WIRE PP#19	CM/DD	9 30 2011	NVCHLDSUPT	145.85	.00
WT	NV CHILD SUP WIRE PP#19	CM/DD	9 30 2011	NVCHLDSUPT	344.77	.00
WT	NV CHILD SUP WIRE PP#19	CM/DD	9 30 2011	NVCHLDSUPT	2,666.21	.00
WT	NV CHILD SUP WIRE PP#20	CM/DD	9 30 2011	NVCHLDSUPT	2,923.29	.00
WT	NV CHILD SUP WIRE PP#20	CM/DD	9 30 2011	NVCHLDSUPT	344.77	.00
WT	NV CHILD SUP WIRE PP#20	CM/DD	9 30 2011	NVCHLDSUPT	145.85	.00
WT	NV CHILD SUPPORT PP#18	CM/DD	9 30 2011	NVCHLDSUPT	145.85	.00
WT	NV CHILD SUPPORT PP#18	CM/DD	9 30 2011	NVCHLDSUPT	344.77	.00
WT	NV CHILD SUPPORT PP#18	CM/DD	9 30 2011	NVCHLDSUPT	2,967.59	.00
WT	PERS WIRE TRF 08/2011	CM/DD	9 30 2011	PERS 0811	2,024.20	.00
WT	PERS WIRE TRF 08/2011	CM/DD	9 30 2011	PERS 0811	764,730.87	.00
WT	RE#76247 GRANT FUNDS	BH/DD	9 22 2011	CC AIRPORT	37,097.00	.00
WT	SCHOOL WIRE TRF 08/2011	DD/DD	9 22 2011	SCHOOL0811	4,651.35	.00
WT	SCHOOL WIRE TRF 08/2011	DD/DD	9 22 2011	SCHOOL0811	16,359.06	.00
WT	SCHOOL WIRE TRF 08/2011	DD/DD	9 22 2011	SCHOOL0811	2,416,185.37	.00
WT	SCHOOL WIRE TRF 08/2011	DD/DD	9 22 2011	SCHOOL0811	1,057.27	.00
WT	SCHOOL WIRE TRF 08/2011	DD/DD	9 22 2011	SCHOOL0811	48,560.11	.00
WT	SCHOOL WIRE TRF 08/2011	DD/DD	9 22 2011	SCHOOL0811	738.23	.00
WT	TR#76245 GRANT FUNDS	BH/DD	9 22 2011	CCAIRPORT	96,670.46	.00
WT	TR#76245 GRANT FUNDS	BH/DD	9 22 2011	CCAIRPORT	6,627.54	.00
WT	W/C CLAIMS 08/2011	BH/DD	9 22 2011	CCMSI 0811	6,362.53	.00

Final Totals		
TOTAL	5,489,882.70	.00

\* \* \* END OF REPORT \* \* \*

Dept/Div Activity	Payee	Social Security	Direct Deposit Amount
100-411	ABOWD, KAREN L	3896	690.36
100-411	ALDEAN, SHELLY N	2466	749.44
100-411	CROWELL, ROBERT L	3625	951.71
100-411	MCKENNA, JOHN F	3882	761.03
100-411	WALT, MOLLY	3630	806.79
212-413	ARELLANO, LISA K	3907	261.77
212-413	HAHNE, LINDA B	3908	523.64
212-413	KING, KATHLEEN M	1541	1,818.14
212-413	MARZOLINE, DEBORAH	3897	1,813.20
212-413	PHELPS, ELIZABETH J	2894	1,148.58
212-413	WARREN, TAMAR S	3794	802.90
212-413	WELLS, CAROL S	3406	360.33
213-413	DURKEE, LINDA R	3102	1,179.84
213-413	GLOVER, ALAN	407	2,106.43
213-413	HOUSTON, ROBIN M	245	1,442.38
213-413	IDE, JERRY L	451	1,832.30
214-415	HANNER, DOLORES M	2384	469.79
214-415	MAXWELL, JO REITA	2626	402.91
214-415	STONE, JOHN M	1555	1,594.11
216-413	DELICH, JANE E	3093	352.47
216-413	HATCHELL, SAUNDRA J	3789	540.00
216-413	MERRIWETHER, SUSAN J	1108	1,885.72
216-413	YASUMOTO, SYLVIA M	2705	1,351.96
300-413	DUQUE, CHARLINE A	3200	1,179.82
300-413	HUCK, ELIZABETH A	358	1,640.00
300-413	KRAMER, ALVIN P	652	2,748.05
300-413	KRAMER, LEAH M	3867	1,121.92
300-413	MANDEL, HEATHER V	2226	1,469.87
300-413	RAHM, FRANK C	198	1,442.31
400-413	ADAMS, KIMBERLY D	2007	1,426.56
400-413	CLARK, TIMOTHY J	3281	1,482.70
400-413	COON, DONALD W	3417	1,279.63
400-413	DAWLEY, DAVID	470	2,458.49
400-413	MACHADO, CARON P	2335	1,424.42
400-413	PRICE, RHONDA L	2822	488.46
400-413	SHANNON, KEN	622	1,959.63
400-413	WALKER, STEVEN M	1527	1,725.21
500-413	ADAMS, DANIEL M	3800	2,221.47
500-413	ANDERSON-HOWARD, KAJA C	3818	1,084.42
500-413	BOLENBAKER, MICHAEL R	3820	2,089.47
500-413	CHRISTIANSSEN, KIMBERLY	664	1,798.22
500-413	FLETCHER-APPLEGA, TOMI J	3963	340.19
500-413	GARDNER, GERALD J	3300	3,779.47
500-413	HAYNES, FRANKEE P	3536	1,374.57
500-413	HERRING, ANNA C	3488	1,051.55
500-413	MACLELLAN, NATHAN D	3930	2,260.22
500-413	MADDEN, MARY M	2071	2,485.28
500-413	MENZEL, GINA M	255	1,667.19
500-413	MUNN, RANDAL R	3855	3,552.37
500-413	PORTER, MELANIE	3444	2,537.64
500-413	POWELL, VIRGINIA A	1714	1,924.77

Dept/Div Activity	Payee	Social Security	Direct Deposit Amount
500-413	RAMIREZ, RUDOLFO R	2849	2,463.93
500-413	ROMBARDO, NEIL A	1668	3,817.80
500-413	RUSSOM, TINA M	3871	2,162.71
500-413	SCULLY, MOREEN	3642	2,517.96
500-413	SMALL, SHELLY L	3817	4,533.57
500-413	WHITSON, JANA L	3935	1,394.93
600-413	BANKS, LAURA A	3558	1,001.06
600-413	BUSSE, JANET L	482	1,616.48
600-413	ESKEW-HERRMANN, HEIDI M	2631	1,729.13
600-413	WERNER, LAWRENCE A	1959	3,745.44
701-415	ATKINSON, SALLY J	2707	531.72
701-415	DEVALL, DEBBIE	316	2,176.30
701-415	EVANS, SHANNON D	169	1,776.44
701-415	MCQUEARY, CHRISTINE V	3560	1,177.21
701-415	PAULSON, NANCY M	1524	2,230.02
701-415	PROVIDENTI, NICKOLAS A	343	2,902.18
701-415	RUSSELL, SHERI M	3934	2,428.55
704-415	MEYER, CECILIA A	3727	1,707.60
705-415	BRUKETTA, MELANIE	760	3,376.17
705-415	CAUHAPE, VALERIE	3899	1,637.24
705-415	PEACH, BARBARA A	3575	1,601.67
705-415	THOMAS, WILLIAM F	1837	1,570.45
706-415	SCHUELLER, LORA M	3048	1,605.70
706-415	TALLMAN, CARRIE H	3589	1,208.48
710-419	CALVAN, PATRICK M	3753	1,263.90
710-419	LEE, GINA D	2817	2,157.76
710-419	MCKELVEY, DANA J	173	1,763.50
710-419	ROYAL, SCOTT	1001	2,651.72
710-419	STEIN, KEVIN L	3150	2,321.71
710-419	VON SCHIMMELMANN, ERIC J	1664	2,486.64
710-419	WILKINSON, JOHN G	3707	3,203.07
710-419	WILLIAMS, JAMES R	3054	2,065.81
710-419	WINDLE, WILLIAM	270	2,345.69
720-415	BELT, KIM R	3123	2,502.79
720-415	CHRISTOPHERSON, PHILIP W	3420	174.22
720-415	SCHROEDER, GAIL A	1949	1,091.87
764-444	ASHLEY, FRANCES M	2946	1,301.31
764-444	CHANDLER, VICTORIA J	3728	800.90
764-444	DEZERGA, ADA E	3500	1,191.56
764-444	RUIZ, HAZEL P	3146	1,280.92
764-444	WELCH-PHILLIPS, JO	3649	981.28
764-444	WOLFE, KATHY F	228	2,654.22
765-444	IBARRA, KELLY R	3884	1,047.65
1425-419	BROD, JANICE M	3205	1,590.40
1425-419	CHWALISZ, EVA	453	1,576.20
1425-419	GREEN, KATHE F	1862	1,381.45
1425-419	PLEMEL, LEE A	2100	2,465.24
1425-419	PRUITT, JENNIFER	1256	2,425.50
1425-419	THOMPSON, REA M	1556	1,276.32
1500-451	BECK, IDA D	468	1,486.67
1500-451	BOTTINO, WARREN J	3923	1,591.68

Dept/Div Activity	Payee	Social Security	Direct Deposit Amount
1500-451	MCINTOSH, JANICE L	3624	2,729.49
2005-421	ALBERTSEN, STEVE L	2457	3,755.52
2005-421	DAVIS, LISA S	2863	1,705.10
2005-421	FURLONG, KENNETH T	2458	3,475.82
2005-421	HEATH, KATHIE	226	2,379.07
2005-421	NEEP, REBECCA J	409	1,436.97
2005-421	SUAREZ, JOHN R	2910	1,349.57
2005-421	WISSERT, LAURA L	1611	1,485.21
2011-421	BREHM, NATHAN E	2805	2,029.53
2011-421	DOSEY, LINDA L	3885	453.62
2011-421	EARL, ANJE M	3870	1,187.86
2011-421	GOMES, DANIEL A	2396	1,818.76
2011-421	GONZALES, DANIEL G	2593	2,843.83
2011-421	GOURLAY, MARY E	3756	886.84
2011-421	HIGMAN, DEAN	247	2,073.00
2011-421	LEGROS, DAVID A	2001	1,953.31
2011-421	LEGROS, DENA J	2012	1,897.51
2011-421	LOWE, CRAIG E	2870	2,604.54
2011-421	MARTIN, ELIZABETH A	3128	1,390.98
2011-421	MAYS III, EARL A	1577	2,200.21
2011-421	MILLER, THOMAS T	2667	1,740.76
2011-421	RHINES, RUTH	1796	1,387.42
2011-421	SANDAGE, KENNETH L	362	4,257.45
2011-421	SPEEGLE, DOUGLAS E	2278	2,475.22
2011-421	STETLER, CHARLES D	2404	1,882.02
2012-421	ACOSTA, SALVADOR	2612	2,337.58
2012-421	BATIEN, RICHARD	1235	2,012.23
2012-421	BOGGAN, JAMES T	3274	1,627.84
2012-421	BUENO, JASON J	2948	1,682.22
2012-421	CLOWSER, ERIC S	3014	1,626.08
2012-421	CLOWSER, MARTHA A	2613	2,404.12
2012-421	CULLEN, MICHAEL	605	2,369.08
2012-421	DENHAM, GARY M	3147	2,572.47
2012-421	DODDS, RICHARD	203	2,670.99
2012-421	ENCINAS, RICK	463	2,754.88
2012-421	ERVEN, CRAIG S	3275	3,375.05
2012-421	FISCHER, MIKE J	2067	2,614.08
2012-421	GIBSON, DONALD J	2018	1,555.25
2012-421	GUIMONT, ROBERT	788	2,043.51
2012-421	HITCH, JOHN R	3319	2,255.94
2012-421	HUMPHREY, BRIAN C	486	3,210.77
2012-421	HUTT, ERIC	577	1,784.81
2012-421	JONES, DANIEL L	3099	1,731.56
2012-421	MARSHALL, EARL M	159	3,455.64
2012-421	MCDANIEL, JEFFREY S	2594	2,283.31
2012-421	MCDONALD, THOMAS D	3577	2,249.97
2012-421	MENDOZA, BRIAN P	2893	1,723.54
2012-421	MOTAMENPOUR, BAHRAM	1406	2,161.20
2012-421	OCHSENSCHLAGER, DANIEL R	2189	2,152.01
2012-421	OLSON, STEVEN T	2793	1,644.26
2012-421	POPE, RICHARD D	189	2,563.09

Dept/Div Activity	Payee	Social Security	Direct Deposit Amount
2012-421	PRIMKA, JAMES W	938	40.00
2012-421	PULLEN, JEFF J	2255	1,800.73
2012-421	PUTZER, MATTHEW	253	2,823.40
2012-421	RICHARDS, WILLIAM J	1723	1,714.65
2012-421	RIGGIN, DARIN G	3345	2,059.51
2012-421	RIVERA, CHRISTOPHER P	2307	2,491.79
2012-421	RIVERA, JESSICA M	3218	2,482.87
2012-421	SAYLO, RAYMONT C	75	3,543.04
2012-421	SHEWBERT, MICHAEL L	2504	1,485.87
2012-421	SLOAN, DARRIN	609	5,293.65
2012-421	SMITH, MATTHEW R	2985	1,930.09
2012-421	STAGLIANO, JOSHUA G	1868	3,626.82
2012-421	SURRATT, JIMMY A	3018	2,671.50
2012-421	TRAN, QUAN M	3454	1,697.20
2012-421	UNDERHILL, GARY H	1873	1,598.27
2012-421	VEADER, BENJAMIN	3240	1,278.45
2012-421	WALL, FRED	492	3,462.97
2012-421	WHEELER, HARRY W	1559	1,002.29
2012-421	WHITE, ROBERT S	345	3,137.05
2012-421	WILLIAMS, DEAN A	1222	2,038.06
2013-421	DRAPER, JENNIFER J	3094	1,074.93
2013-421	KELLER, ARLENE M	356	1,454.10
2013-421	MACMAHON, CHRISTOPHER M	3913	522.69
2013-421	MAXWELL, KARIE J	2477	1,482.74
2013-421	MCKINLEY, MILANI G	449	1,650.66
2013-421	PATTERSON, ELIZABETH	3245	1,202.18
2013-421	SMITH, KENNETH	3431	474.01
2013-421	WALL, ERIKA L	3572	970.22
2014-421	ADAMS, JARROD P	1933	2,609.84
2014-421	APPLE, JOE T	3671	1,398.16
2014-421	BINDLEY, BRETT J	3025	2,025.06
2014-421	COLLAZO, URIEL	3272	1,717.95
2014-421	DREWS, CODY J	3651	929.89
2014-421	DUNCKHORST, CORY M	3040	1,802.36
2014-421	FAIR, GLENN	1982	2,248.20
2014-421	FREER, JACK R	373	3,314.22
2014-421	FRY, CARL V	1507	2,466.60
2014-421	GAUTSCHI, ROBERT	191	250.00
2014-421	HINDELANG, RUDOLPH J	1848	3,034.07
2014-421	KENNISON, RONALD C	2220	2,035.36
2014-421	KEPLER, DERRICK D	3755	1,851.73
2014-421	LEE, KIPLAN M	3017	2,830.44
2014-421	LOCATELLI, RONALD G	3512	1,827.19
2014-421	MARTENSEN, MARIE E	1763	1,397.13
2014-421	MCFALL, WILLIE J	3355	1,584.65
2014-421	MCMAHON, ERIN M	3520	1,680.63
2014-421	MELVIN, JEFFRY	607	3,066.79
2014-421	NOVIKOFF, HEIDI	3006	1,316.31
2014-421	PALAMAR, SEAN C	3411	1,553.64
2014-421	PARODI, TERRY J	1313	2,178.02
2014-421	RAMOS, CHRISTOPHER L	3413	1,550.26



Dept/Div Activity	Payee	Social Security	Direct Deposit Amount
2014-421	SCOTT, JEFFREY A	2315	2,144.01
2014-421	STEEL, KENNETH G	324	2,993.70
2014-421	TORKEO, ANTHONY P	2565	1,367.84
2014-421	WEIS, EDWARD J	3409	2,017.05
2014-421	WHITE, DONALD T	817	2,918.90
2014-421	WILDBLOOD, JASON A	2663	1,989.40
2017-421	BAUER, DENISE M	2611	1,928.36
2017-421	CEBALLOS, MARICELA	2690	1,871.42
2017-421	CHRZANOWSKI, JESSICA A	3220	1,496.91
2017-421	CRUZ, STEPHANIE A	2832	1,366.32
2017-421	DAVIS, JENNIFER A	3902	1,200.12
2017-421	DAWSON, SARAH L	2623	2,055.04
2017-421	FLAGGE-PHILLIPS, SANDY A	3322	612.24
2017-421	HENMAN, JAMIE H	3620	1,435.80
2017-421	HERTZ, ELIZABETH A	886	1,950.16
2017-421	JENKINS, JENNYLYN Q	3473	1,202.37
2017-421	KNOWLES, MARJORIE F	1088	2,681.02
2017-421	MEAD, KELLI P	2102	1,915.01
2017-421	MILTON, DONNA G	1274	2,528.57
2017-421	MONCADA, MARLON	2479	1,619.76
2017-421	MRACEK, KARIN M	271	2,105.52
2017-421	RIOS, KIMBERLY L	3461	1,930.03
2017-421	TALAVERA, WENDY V	2986	1,985.43
2018-421	HATLEY, SAMUEL I	1971	1,943.36
2018-421	TUCKER, MORGAN H	3219	1,792.92
2020-421	SPENELLA, RONALD J	3196	1,146.69
2020-421	TRIPP, WHITNEY C	3544	573.10
2505-422	ALBEE, RACHEL C	3509	575.29
2505-422	DUNN, GARY E	3637	2,005.82
2505-422	GIOMI, ROBERT S	145	3,550.87
2505-422	NEVIN, DANIEL R	1451	2,157.65
2512-422	ALBEE, DAN	303	3,593.24
2512-422	ARAMBURU, DIEGO F	2474	2,288.95
2512-422	BAKER, CURTIS D	3468	2,116.75
2512-422	BAKER, SCOTT W	304	2,000.00
2512-422	BOGGS, TRAVIS J	2654	2,235.06
2512-422	CARAS, LANCE E	1660	3,231.38
2512-422	CHARLES, ROBERT	179	3,482.04
2512-422	COLATORTI, JAMES P	1661	2,075.03
2512-422	DANEN, JASON T	1301	1,967.19
2512-422	DONNELLY, MATTHEW T	1267	3,671.08
2512-422	EASTERLING, JOHN R	1113	3,906.05
2512-422	FRIEDLANDER, JEFFREY M	2780	3,139.71
2512-422	FUHRMAN, DANIEL D	2781	1,974.94
2512-422	GARDNER, JASON A	1662	2,159.68
2512-422	HORTON, MICAH S	2152	2,390.02
2512-422	HOWE, TRAVIS W	1663	2,566.55
2512-422	HUGHES, ALEX W	3467	1,810.91
2512-422	HUNT, BRYON A	1474	2,133.28
2512-422	MASON, CHRISTOPHER J	2446	2,071.82
2512-422	MERRITT, MATTHEW P	1545	3,235.15

Dept/Div Activity	Payee	Social Security	Direct Deposit Amount
2512-422	MORGAN, STEVE	305	3,135.05
2512-422	NYBERG, KEVIN J	3075	2,158.92
2512-422	O'BRIEN, SCOTT T	2784	2,134.12
2512-422	PACE, CHRISTOPHER P	3350	2,031.10
2512-422	PARK, DAVID	125	4,107.51
2512-422	PETTY, CORY E	3076	1,969.76
2512-422	PORTER, BRETT B	3858	2,107.74
2512-422	QUILICI, JIM	237	8,860.59
2512-422	RAW, THOMAS	426	2,672.87
2512-422	ROBERTSON, PAT	427	4,370.97
2512-422	SANTOS, MIKE	187	3,300.49
2512-422	SAUNDERS, SAMUEL B	2785	2,704.48
2512-422	SCHREIHANS, ROBERT	157	2,161.60
2512-422	SHARP, ALAN R	3857	2,243.85
2512-422	SHIREY, DANIEL	532	3,200.00
2512-422	STANFORD, ROBERT F	162	1,912.08
2512-422	STOWE, AUSTIN W	3349	2,396.58
2512-422	TARULLI, THOMAS M	2998	3,461.94
2512-422	TRISTAO, JASON J	2445	2,189.66
2515-422	BARR, LORALEI	1204	1,638.73
2515-422	HORTON, LEE A	384	2,358.39
2515-422	LEMONS, DUANE T	773	2,112.35
2515-422	ROCHELLE, TIMOTHY R	3771	270.78
2520-422	ARNESON, JOHN	346	2,771.72
2520-422	DEHAVEN, TIMOTHY J	483	3,132.71
2520-422	DIETRICH, JUDY M	994	648.86
2525-422	ATTASHIAN, RAFFI P	2668	2,495.94
2525-422	BERO, ERIC	139	3,964.57
2525-422	COOK, ROBBIE A	2778	2,282.80
2525-422	DAVIES, JEFF D	1211	1,676.13
2525-422	DRESCHER, STEPHEN C	3313	1,997.18
2525-422	GARRETT, GARY M	2618	1,818.43
2525-422	GELBMAN, DANIEL M	2993	2,719.59
2525-422	HARNS, CHAD	2782	2,874.29
2525-422	HILL, CAROL	830	1,261.49
2525-422	HOLLAND, SHELLEY L	3969	302.96
2525-422	LINSCOTT, JEFF F	2783	2,204.01
2525-422	MADEY, MIKE L	3911	2,020.51
2525-422	MIHELIC, BRADLEY J	2994	2,170.70
2525-422	NOVAKOVICH, JEFFRY A	283	4,016.42
2525-422	PEDRINI, JONATHON J	3348	2,767.23
2525-422	RICHES, TORREY H	3314	1,963.34
2525-422	TEMPLE, RODNEY	480	2,952.70
2525-422	WHITE, JAMES	981	2,837.28
3005-430	HUNT, BRENDA L	3964	946.26
3005-430	JAMES, EDWIN D	3646	3,346.22
3005-430	LAWRENCE, KATHRYN J	3861	220.34
3005-430	LEFFLER, TONI M	3658	1,487.65
3005-430	NEDDENRIEP, DEBORAH L	3639	862.12
3012-430	ANDERSON, DARREN S	3937	1,746.16
3012-430	BURCHIEL, CHRISTINE M	3062	905.19

Dept/Div Activity	Payee	Social Security	Direct Deposit Amount
3012-430	BURNHAM, ANDREW R	1612	3,802.75
3012-430	CONARD, CINDY K	2799	2,153.06
3012-430	DOENGES, DANIEL	3445	2,045.40
3012-430	DOYAL, BRIAN A	1500	1,964.58
3012-430	FELLOWS, ROBERT D	2106	3,323.76
3012-430	GOWER, CYNTHIA	414	1,607.40
3012-430	GRUNDY, TOM B	1613	2,391.66
3012-430	HOGEN, RORY A	262	1,792.80
3012-430	LEET, KAREN L	3036	1,697.43
3012-430	LEMONS, SHYLA K	3002	100.00
3012-430	LOWE, LEANNE N	3459	1,203.59
3012-430	OTTINGER, DEBRA L	3752	1,286.60
3012-430	PARASA, LALITHA	2360	1,839.16
3012-430	PITTENGER, PATRICK	3229	3,450.70
3012-430	PLATT, JOHN F	1104	1,699.07
3012-430	RICHARDS, DEBRA L	2208	1,412.90
3012-430	ROSENKOETTER, DAVID G	1850	2,015.35
3012-430	SABORI, TIMOTHY	3228	1,899.04
3012-430	SCHULZ, DARREN L	3678	3,798.35
3012-430	SHARP, JEFF A	3107	3,277.48
3012-430	SMITHSON, KENNETH E	3785	1,907.68
3012-430	WHITE, KAREN L	1499	1,501.16
3014-424	GATTIS, KEVIN D	2892	2,636.33
3014-424	PARK, VALERIE R	1007	1,559.52
3014-424	SCOTT-FISHER, SANDRA G	1712	1,646.92
3014-424	TRIPP, LENA E	3027	1,442.11
3014-424	WEIMER, WAYNE R	3936	1,802.00
3025-419	GOOD, ZACH A	3836	1,751.43
3025-419	HARDCASTLE, RICHARD L	3535	1,426.26
3025-419	JERUMS, MICHAEL J	3832	1,613.86
3025-419	LACOMBE, WILLIAM A	619	188.00
3025-419	MIGUEL, TONY G	3008	1,621.21
3025-419	RIGBY, ERIC C	3652	1,634.19
3038-431	ALBERTSON, GARY J	2804	1,022.55
3038-431	AMUNDSON, ROBERT C	1581	1,384.79
3038-431	BECKERDITE, RICK W	193	2,622.94
3038-431	BOOTH, JOSEPH D	1724	1,564.91
3038-431	BRIO, JEFF S	3400	1,065.64
3038-431	BROWARD, STEVEN P	1986	1,322.19
3038-431	CHRIST, KEVIN A	3709	1,934.64
3038-431	COX, ADAM J	2363	995.07
3038-431	COX, GEORGE	862	1,159.59
3038-431	ENGELS, ERIC B	3570	2,030.81
3038-431	INGRAM, JACK H	2385	1,581.61
3038-431	LAAKER, JOHN J	350	1,571.12
3038-431	LAW, EDWARD L	538	1,373.57
3038-431	MOORE, JASON	3443	1,147.08
3038-431	NOFTSKER, CHARLES A	2637	1,220.72
3038-431	POUARD, ROBERT	3448	1,641.49
3038-431	SCHROEDER, RICHARD E	1594	1,247.48
3038-431	TIEARNEY, JUSTIN C	1000	2,157.73

Dept/Div Activity	Payee	Social Security	Direct Deposit Amount
3038-431	TOMASCO, JOHN S	351	1,932.49
3038-431	WASS, DONALD W	1482	1,727.31
3201-434	ALLISON, JAY C	3932	1,390.61
3201-434	ARNOLD, KEN E	220	3,214.16
3201-434	BELL, ANNA M	3851	1,227.12
3201-434	BRADSHAW, JEFF R	1095	1,830.74
3201-434	BROWER, MATHEW M	3957	1,395.64
3201-434	BROWN, WENDY L	266	1,865.10
3201-434	FONG, DOUGLAS G	1586	2,135.84
3201-434	FRAGER, GEORGE M	3960	1,947.44
3201-434	FREEMAN, JAMES R	3888	1,537.31
3201-434	HALE, KELLY A	3143	2,515.26
3201-434	HOWARD, FREDERICK	264	1,658.00
3201-434	IRWIN, MARK A	3216	1,656.95
3201-434	JACKLETT, JAMES V	2842	2,273.11
3201-434	KOTSULL, ALAN	272	2,781.72
3201-434	MCGOODWIN, JEFF W	401	1,849.54
3201-434	PECK, KENNETH S	3457	1,392.80
3201-434	SIMPSON, MARK	539	1,720.03
3201-434	WHITAKER, DAVID W	3089	1,741.91
3201-434	WIESE, SHAWN L	3866	1,417.81
3502-435	AGRELLA, KEVIN T	2412	1,370.28
3502-435	ALBERTSON, DAVID L	3537	882.72
3502-435	BROWN, NICOLAS A	551	2,052.05
3502-435	CATLETT, JEFF W	3333	814.41
3502-435	CAUGHRON, JASON H	3042	1,195.66
3502-435	COLLIER, AARON S	3551	1,660.01
3502-435	CROW, MIKE K	3472	1,744.24
3502-435	ESTES, JAMES M	2829	1,539.11
3502-435	GORDON, THOMAS G	835	1,330.94
3502-435	GUINN, THOMAS L	3801	3,424.08
3502-435	HORTON, CURTIS W	168	3,206.19
3502-435	JOST, THEODORE R	3001	1,096.92
3502-435	LOYOLA, ISRAEL S	3719	1,588.54
3502-435	MATHIESEN, BRANDON N	1262	1,454.39
3502-435	PALMER, RICHARD K	750	2,709.62
3502-435	REID, JERAD M	3410	1,065.73
3502-435	REYNA, KELLY J	3831	928.24
3502-435	RICHARDSON, NATHAN	3289	1,022.03
3502-435	RUIZ, GREGG A	3612	1,195.56
3502-435	SHINE, ROBERT	643	1,607.51
3502-435	THICKE, MICHAEL R	3246	1,078.05
3502-435	TRUELL, JESSE A	3266	1,048.60
3502-435	VOELTZ, JEFFERY R	3056	1,690.75
3702-437	CLEGG, VANN	2937	1,850.19
3702-437	COPP, JOSHUA J	3550	1,244.07
3702-437	EISNER, DAVID F	3130	935.63
3702-437	MITCHELL, TODD D	273	1,856.77
3702-437	PIER, CAMERON M	3834	1,014.66
3702-437	WISE, URIAH V	3032	1,398.86
4300-412	BREUER, TINA M	1477	1,498.60

Dept/Div Activity	Payee	Social Security	Direct Deposit Amount
4300-412	GUTIERREZ, MARIBEL	836	1,545.45
4300-412	JEFFRIES, ANGELA C	3912	1,116.79
4300-412	LUIS, KRISTIN N	1772	2,795.32
4505-423	BIANCHI, BEN	361	1,618.39
4505-423	CLAPHAM, MATTHEW J	2327	1,595.18
4505-423	CLAPHAM, NICOLE M	3060	1,137.91
4505-423	HILL, VALERIE A	472	1,871.00
4505-423	KEY, ADRIANNE M	2886	1,324.11
4505-423	LAWLOR, LINDA L	1784	2,322.92
4505-423	MCGEE, CINDY A	1823	1,956.34
4505-423	MCGEE, GREGORY C	1120	1,723.76
4505-423	MENDOZA, EFREN	1004	2,181.60
4505-423	NORWOOD, AMBER M	2434	1,293.37
4505-423	SIMMS, JOHN B	149	3,041.60
4505-423	URRUTIA, JOSE A	2219	1,911.95
4506-423	AGUAYO, MEGAN L	3084	1,373.19
4506-423	AGUIRRE, MATTHEW E	3917	800.07
4506-423	AIKINS, ALBERT	398	2,103.32
4506-423	BEER, PAULA	711	1,329.62
4506-423	BRENENSTALL, MARK G	2061	1,742.02
4506-423	BRYANT, STEPHEN W	3918	518.72
4506-423	CANNE, MICHAEL A	3466	1,382.97
4506-423	DANTZLER, FRANCES C	2882	1,732.51
4506-423	DAVIS, SCOTT B	1506	2,324.74
4506-423	FINNEGAN, KAREN A	197	165.97
4506-423	FLORES, LYSETTE A	3919	107.49
4506-423	GARCIA GONZALEZ, MARIA LOREN	3453	1,341.55
4506-423	GARRISON, CHRISTINE M	292	2,651.90
4506-423	GREENE, DANIEL L	2606	2,233.07
4506-423	KEYES, NEAL J	3920	157.19
4506-423	LUTU, JAMES S	3549	1,452.06
4506-423	MOURNIGHAN, FRANK J	2888	2,168.69
4506-423	NELSON, NANCY	127	1,574.14
4506-423	PEKA, KRISTYNA L	3966	626.81
4506-423	WELLS, GREGORY A	3921	110.65
4700-412	ARMSTRONG, THOMAS R	3931	2,815.41
4700-412	ASHTON, TRACY L	2441	2,267.71
4700-412	COOPER, CRISTAL A	2815	1,400.55
4700-412	CORTES, MAXINE	3285	3,359.44
4700-412	DANIEL, TAWNYA S	2435	1,672.37
4700-412	DAVIS, LAUREN M	3967	1,817.24
4700-412	DUNCKHORST, KACY J	3231	982.21
4700-412	ERVEN, CHRISTINE	156	2,246.57
4700-412	FISCHER, CARIN	511	2,346.24
4700-412	FRANZ, CHRISTINE M	2680	1,503.35
4700-412	GARDNER, TARYN A	3915	1,029.76
4700-412	GREENBURG, SUSAN	3622	1,313.03
4700-412	GUTIERREZ, JULIE	251	526.00
4700-412	GUTIERREZ, VANESSA C	3338	1,052.97
4700-412	HARKLEROAD, JULIE C	1973	1,786.45
4700-412	HIGGINS, JOLIE C	1264	2,310.20

Dept/Div Activity	Payee	Social Security	Direct Deposit Amount
4700-412	LOPEZ, JULIO A	952	2,445.19
4700-412	LOPEZ, SYLVIA C	405	2,198.32
4700-412	LOYOLA, MIRNA	3441	1,207.84
4700-412	MCCULLOCH, LYNDIA L	1072	1,547.64
4700-412	NICHOLS, LESLIE A	2190	2,354.18
4700-412	SACHS, WENDY E	623	1,810.03
4700-412	SCHOFIELD, STEPHEN O	3842	1,861.70
4700-412	TATRO, JOHN	667	3,662.17
4700-412	TINAJERO, MARTHA A	2649	1,505.46
4700-412	TORRES, BRENDA L	1551	1,524.23
4700-412	VAZQUEZ, TIMOTHY M	2251	2,101.25
4700-412	WAKELING, EVELYN S	3643	1,371.63
4705-412	BELL, KIMBERLY S	674	1,588.96
4705-412	CONTI, ROBERT M	3780	440.81
4705-412	COUNCILMAN, SUE A	3555	1,010.32
4705-412	DAVIS, KURT	85	506.17
4705-412	GEORGE, ANA G	3623	646.51
4705-412	GONZALES, MELIAH H	2605	1,840.99
4705-412	MAYA, MARIA E	1699	1,469.05
4705-412	PARKER, ROBERT B	3263	412.26
4705-412	PETERS, JAYNE Y	2503	728.34
4705-412	PLANETA, RORY C	3271	2,918.35
4705-412	RYBA, JUSTIN M	3434	1,451.18
4705-412	SAAVEDRA, CLAUDIA	944	2,127.81
4705-412	SUMMERS, CATHERINE E	254	2,134.14
4705-412	TRACY, ROBERT P	86	496.02
4705-412	WOOMER, DANN F	3781	429.93
4705-412	ZACHA, MARK A	3775	1,788.97
5005-452	BIDDLE, ALLAN A	1684	1,389.08
5005-452	HYATT, STELLA R	2173	1,569.65
5005-452	KRAHN, VERN L	1243	2,352.50
5005-452	MOELLENDORF, ROGER A	2831	3,145.95
5005-452	PETRENKO, DARIA A	1958	1,762.97
5005-452	REED, DIXIE L	2521	1,370.47
5005-452	WARNE, DANIEL	225	1,466.03
5012-452	BARTLETT, MICHAEL L	2400	1,158.79
5012-452	BOTTOMS, DUANE R	2296	1,667.19
5012-452	CASE, THOMAS	174	1,600.00
5012-452	FAHRENBRUCH, SCOTT	533	3,030.88
5012-452	FRASER, KENNETH R	508	1,257.90
5012-452	MARIOLO, STEPHEN C	1806	1,762.41
5012-452	MCCAIN, EDWARD	176	1,292.17
5012-452	MCCLOSKEY, TANYA L	2908	601.75
5012-452	NAVARRO, DAVID A	3203	1,654.21
5012-452	STULTZ, JASON D	3399	950.80
5034-419	ALBERTSON, ERICK J	2272	1,262.96
5034-419	BIASOTTI, ANDREW J	2877	1,600.14
5034-419	BUTTNER, RICHARD	641	1,330.17
5034-419	CLICK, GARY A	1715	2,233.91
5034-419	DEVERAUX, SHANE D	2487	1,120.00
5034-419	DININGER, PAUL I	1215	1,412.36

Dept/Div Activity	Payee	Social Security	Direct Deposit Amount
5034-419	KEITH, WILLIAM	326	2,114.77
5034-419	NAIR, LAWRENCE	184	1,747.92
5034-419	OTERO, SERGIO A	2692	1,263.66
5034-419	REED, RONALD J	2808	1,781.86
5034-419	VOIGHT, CHARLES M	321	750.00
5047-452	BOLLINGER, ANN P	3101	1,384.10
5047-452	GUZMAN, JUAN F	291	1,745.01
5055-451	AMPUDIA, JONATHAN	3968	249.71
5055-451	BIDDLECOME, ANDREW B	3821	116.09
5055-451	BURROWS, CINDI E	3482	32.59
5055-451	CROCKETT, MARILYN D	3327	98.69
5055-451	CURD, BRANDON L	3941	100.62
5055-451	HEARN, CHLOE N	3687	187.69
5055-451	HOLLENBECK-PRING, SPENSER S	3845	58.05
5055-451	MACCARTY, SAMANTHA R	3685	75.47
5055-451	MARSHALL, ADA D	1726	1,069.60
5055-451	MCINTOSH, ASHTON O	3692	50.31
5055-451	MEYER, KURT	354	2,124.59
5055-451	NAKANISHI, CLYDE M	3689	21.29
5055-451	NOVAK, DYLANN M	3806	104.49
5055-451	PECKHAM, ALEX J	2977	86.13
5055-451	PECKHAM, ANDREW S	3720	118.04
5055-451	POWELL, SHELBY L	3948	112.23
5055-451	REDMOND, TAMI D	1386	1,585.35
5055-451	SALAS, ANGEL F	3827	34.83
5055-451	SHOWALTER, GARY M	3828	71.59
5055-451	STRUBLE, WILLIAM T	3830	15.47
5056-451	AMES, MITCH	286	2,122.54
5056-451	BATEY, DAN	3898	316.85
5056-451	GOODNIGHT, SHEA	3879	300.46
5056-451	KLUG, ERIC M	2878	1,108.70
5056-451	SULLI, NICHOLAS	3225	45.89
5057-451	ADAMSON, STEPHANIE L	3950	24.41
5057-451	CANFIELD, TAYLOR RAE L	3757	180.29
5057-451	CHAPMAN, SCOTT M	2340	358.94
5057-451	FOWZER, SIERRA R	3498	223.42
5057-451	HYATT, BRISEIDA J	3949	221.38
5057-451	KENNESTON, SARAH E	3811	246.98
5057-451	KRAHN, DANIEL J	3505	183.54
5057-451	KRAHN, KATIE R	3809	254.71
5057-451	LIVERMORE, KATHRYN R	3705	57.36
5057-451	MCCOY, MEGAN A	3701	309.42
5057-451	MCELFISH, LINDSEY R	3807	375.74
5057-451	MECKES, SARAH H	3813	167.14
5057-451	PETERSEN, CAROL A	2161	149.05
5057-451	SORACCO, MEAGAN S	1105	1,671.42
5060-451	DUNN, JOEL	466	2,376.60
5060-451	KATZORKE, KURT	3732	1,513.39
5067-443	GLANCY, MICHAEL T	310	1,522.92
5067-443	ZUEND, TERRELL A	1990	1,095.91
6200-455	ANTIPA, SUSAN M	1471	1,910.80

Dept/Div Activity	Payee	Social Security	Direct Deposit Amount
6200-455	COTTON, MAXINE J	328	1,438.87
6200-455	DEMATTEI, TRACI D	3859	232.86
6200-455	DEVANEY, SANDRA D	846	1,321.74
6200-455	HAAKINSON, ROGER A	881	1,029.78
6200-455	JONES, SARA F	3321	3,003.08
6200-455	LAMBERT, MARY A	1913	1,148.71
6200-455	LEUTHAUSER, RICHARD D	3100	924.01
6200-455	MARCH, RACHEL M	2010	1,581.63
6200-455	MOORE, ANDREA W	591	1,627.11
6200-455	RUSH, KATHY	3581	1,406.59
6200-455	SADY, AMBER C	3674	1,523.45
6200-455	SEILER, MARIA E	462	1,010.47
6200-455	WERLINGER, ELAINE J	329	1,557.50
6200-455	WESTERGARD, TAMMY	3305	2,272.23
6800-441	ASCHENBACH, NOEMI M	3782	1,027.87
6800-441	BARLOW, JUDY L	3868	1,965.68
6800-441	BAROSSO, ANGELA L	2823	2,097.69
6800-441	BELT, STACEY A	2824	1,957.33
6800-441	BERGENHEIER, ELAINE	3442	1,265.63
6800-441	BLANDFORD, MICHELLE R	3784	378.77
6800-441	BLOOMER, CORTNEY L	3667	1,764.41
6800-441	BOOTHE, DUSTIN	956	2,375.76
6800-441	CLEMMENSEN, KARYN K	3028	524.20
6800-441	CORBIT, JUNE K	3878	767.61
6800-441	DE LA TORRE, ARGELIA I	3733	1,093.23
6800-441	FOX, NEIL S	3091	2,112.01
6800-441	GALAS, VERONICA M	3718	2,173.87
6800-441	GILLILAND, ELVA A	3217	1,390.05
6800-441	GODTFREDSSEN, CAROL M	2898	2,005.37
6800-441	HANNAH, CYNTHIA J	3895	1,672.10
6800-441	HAYNIE, KATHLEEN M	3875	1,810.82
6800-441	HENRY, JUNE A	3070	350.54
6800-441	HOTALING, SALVANETTE O	3465	1,916.90
6800-441	JIMENEZ, ANA J	3916	1,864.39
6800-441	JOHNSON, DAVID M	3621	883.30
6800-441	MILES, SALLYANNE L	3741	502.70
6800-441	PURKEY, BECKY W	3636	745.45
6800-441	SANTILLO, CHERIE' L	1449	1,463.68
6800-441	SCHNIEDER, BRENDAN A	3924	1,477.43
6800-441	TOMBROPOULOS, KRISTINA M	3905	369.66
6800-441	WORKS, MARENA L	801	2,209.25
6804-441	ANNETT, ALLEN J	2250	1,868.38
6804-441	BRAZEAL, STEVEN M	2679	1,288.05
6804-441	BURT, LINDA S	3063	1,335.18
6900-442	BAKER, ANTHONY	1069	2,319.78
6900-442	JALLO, KATHLENE S	3883	1,023.98
6900-442	KELLY, HEATHER C	3224	858.95
6900-442	KELLY, SHADOW L	3518	1,652.73
6900-442	MCCOY, KEVIN	215	2,052.86
6900-442	MCCRACKEN, SEAN P	3850	486.11
6900-442	RADTKE, GAIL C	2371	1,931.49



Prepared 9/14/11, 13:52:25  
Program PR655L  
CITY OF CARSON CITY

Direct Deposit Register  
BI-WEEKLY  
Pay Date 9/16/11

Page 13  
Pay Period 19  
8/26/11 To 09/08/11

---

Dept/Div Activity	Payee	Social Security	Direct Deposit Amount
6900-442	RUFFNER, TONYA J	3927	1,181.73
7200-413	BUNDY-TORAL, MOLLY	3668	1,125.49
7200-413	DUNCAN, CANDACE	3666	2,707.13
7200-413	EVANS, SALLY J	3665	1,328.91
7200-413	JONES, JANET S	3641	1,620.98
7200-413	LIVESAY, APRIL G	3926	286.80
7200-413	MACAULEY, LINDA K	3682	882.17
Total Direct Deposits -			619 1,066,410.67

---

Dept/Div Activity	Check Payee	Social Security	Check Number	Amount
212-413	MALONE, DIANA L	2913	210535	501.33
216-413	HANCOCK, DONNA K	1516	210536	588.00
216-413	MASTERTSON, KARLA A	2574	210537	264.63
216-413	SANDERS, BARBARA A	30	210538	540.00
216-413	SANDERS, ROBERT L	7	210539	540.00
216-413	UPTERGROVE, LELA M	2812	210540	396.00
500-413	BELL, KATHERINE X	3972	210541	1,027.69
500-413	CRAWFORD, SUZANNE M	3961	210542	1,263.96
720-415	RUPERT, GINO M	3843	210543	117.96
764-444	GREGG, ANA C	3973	210544	1,096.39
1000-461	WEHLING, ANNA	3669	210545	147.05
2011-421	COCKING, PATRICIA S	3922	210546	684.44
2011-421	RISENHOOVER, NORVAL B	3260	210547	375.74
2011-421	RODRIGUEZ, SHERRY L	3965	210548	975.91
2011-421	URBANSKI, KURT J	2492	210549	1,955.96
2012-421	PRIMKA, JAMES W	938	210550	2,672.69
	SO DAKOTA CHILD SUPPRT PMT CTR		210630	276.92
2012-421	TROTTER, JOE C	2291	210551	2,311.75
2013-421	BROOKS, JENNIFER L	2905	210552	1,357.19
2014-421	CARTER, JOSH J	2890	210553	1,824.92
2014-421	GAUTSCHI, ROBERT	191	210554	2,403.20
2014-421	HOWELL, CARL G	3098	210555	1,638.37
	CA STATE DISBURSEMENT UNIT		210628	232.61
2014-421	MAYS, BRIAN M	1731	210556	2,904.72
2014-421	NUNO, MICHAEL J	3530	210557	2,402.84
2014-421	STEEL, KENNETH G	324	210558	277.08
2020-421	QUILICI, DON A	3914	210559	318.92
2512-422	BAKER, SCOTT W	304	210560	1,357.26
2512-422	SHIREY, DANIEL	532	210561	451.61
2515-422	MCCULLOCH, ROBERT L	3106	210562	372.92
2515-422	SHANNON, KANI D	18	210563	79.65
3012-430	LEMONS, SHYLA K	3002	210564	1,098.60
3014-424	INGHAM, SABRINA D	3309	210565	1,255.43
3025-419	LACOMBE, WILLIAM A	619	210566	1,462.43
	CA STATE DISBURSEMENT UNIT		210629	179.53
3038-431	HACKING, JAMES E	3647	210567	1,080.19
3201-434	HOWARD, FREDERICK	264	210568	496.65
3201-434	KEPHART, JONATHON J	3514	210569	1,310.92
	CARSON CITY SHERIFF'S OFFICE		210631	562.67
	CHILD SUPPORT ENFORCEMENT AGEN		210632	94.61
4506-423	MCBRIDE, ERICK R	3471	210570	355.98
	INTERNAL REVENUE SERVICE		210626	115.00
4506-423	VASQUEZ, OLIVIA L	3316	210571	1,522.82
4700-412	GUTIERREZ, JULIE	251	210572	644.13
4705-412	HALE, MARTIN G	3962	210573	1,861.92
4705-412	LEWIS, JOHN W	3777	210574	497.94
4705-412	ROMERO, JERRY	3673	210575	1,483.12
5012-452	BIDDLE, ERIK A	1320	210576	1,043.91
5012-452	CASE, THOMAS	174	210577	702.81
	CA STATE DISBURSEMENT UNIT		210627	93.69
5034-419	MEITZNER, ROBERT F	319	210578	1,432.66

Dept/Div Activity	Check Payee	Social Security	Check Number	Amount
5034-419	VOIGHT, CHARLES M	321	210579	2,706.77
5055-451	ALLEN, SARAH M	3790	210580	262.59
5055-451	AUNKST, MIA G	2097	210581	199.33
5055-451	BREEN, MEGAN J	3822	210582	156.72
5055-451	CANNON, RICHARD P	3876	210583	127.02
5055-451	COLLINGS, BRIANA N	3490	210584	244.81
5055-451	GENTNER, CORY K	3823	210585	54.18
5055-451	HARDGRAVE, ALBERT W	3176	210586	181.91
5055-451	HOWELL, MONTE J	3846	210587	15.47
5055-451	KERKLA, SARAH K	3192	210588	188.87
5055-451	LIMON GONZALEZ, ELIZABETH	3944	210589	131.58
5055-451	LOMBARDO, JENNIFER C	3829	210590	38.69
5055-451	MCCURRY, BREANN R	3945	210591	27.09
5055-451	MEDINA, BRITTANY L	3825	210592	38.69
5055-451	MURDOCK, IAN J	2774	210593	208.69
5055-451	QUINTERO, GLORIA	3947	210594	125.78
5055-451	SCHLAGER, NICHOLAS W	3395	210595	123.83
5055-451	TERRILL, JACQUE	3958	210596	114.17
5055-451	WARNER, REBECCA A	3510	210597	329.68
5057-451	BIANCHI, CARLI J	3712	210598	33.81
5057-451	HUGHES, DEVIN T	3940	210599	432.74
5057-451	MATHIESEN, BRIANNA M	3955	210600	191.56
5057-451	MCDOWELL, AUGUST C	3808	210601	161.61
5057-451	PERRY, BREANN N	3632	210602	226.61
5057-451	RUYBALID, SHAYNA N	3297	210603	241.04
5060-451	BRAGG JR, JOHN W	3729	210604	321.05
5060-451	GILLOTT, JASON F	3903	210605	465.50
5060-451	HACK, COURTNEY L	3892	210606	262.83
5060-451	JOYCE, JOHN E	3065	210607	192.12
5060-451	KOOP, KENNETH P	3893	210608	300.47
5060-451	LOVE, ROBERT L	277	210609	444.51
5060-451	LOZANO-CADENA, MANUEL	3721	210610	196.85
5060-451	LOZANO-HERNANDEZ, DEYANIRA	3452	210611	290.86
5060-451	MADERA, PEDRO A	3096	210612	334.68
5060-451	ROSER, BRADY D	3887	210613	367.36
5060-451	SAAVEDRA, BIANCA D	3385	210614	177.24
5060-451	SANCHEZ, DEREK J	3067	210615	143.04
5060-451	SAYAFI, MOHAMAD A	3889	210616	320.20
5060-451	TEETER, JEREMIAH A	2639	210617	319.58
6200-455	BREWER, RENEE A	1807	210618	327.78
6200-455	LAUDER, AMY E	3929	210619	102.56
6200-455	MORIARTY, ANNE M	3023	210620	295.00
6804-441	CRAM, BRUCE A	3331	210621	1,195.71
6804-441	GOWER, MITCHELL A	2283	210622	1,078.80
6804-441	STEVENS, KERRY R	2271	210623	1,809.87
6900-442	BEKKER, DONELLE M	3970	210624	76.48
6900-442	CALCATERRA, LESLEIGH A	3971	210625	382.41
Total Checks -			98	64,620.86

Dept/Div Activity	Payee	Social Security	Direct Deposit Amount
100-411	ABOWD, KAREN L	3896	806.79
100-411	ALDEAN, SHELLY N	2466	749.44
100-411	CROWELL, ROBERT L	3625	1,068.14
100-411	MCKENNA, JOHN F	3882	761.03
100-411	WALT, MOLLY	3630	806.79
212-413	ARELLANO, LISA K	3907	327.78
212-413	HAHNE, LINDA B	3908	523.64
212-413	KING, KATHLEEN M	1541	1,827.36
212-413	MARZOLINE, DEBORAH	3897	1,813.20
212-413	PHHELPS, ELIZABETH J	2894	1,289.32
212-413	WARREN, TAMAR S	3794	920.69
212-413	WELLS, CAROL S	3406	502.08
213-413	DURKEE, LINDA R	3102	1,179.84
213-413	GLOVER, ALAN	407	2,184.49
213-413	HOUSTON, ROBIN M	245	1,605.86
213-413	IDE, JERRY L	451	1,940.90
214-415	HANNER, DOLORES M	2384	573.63
214-415	MAXWELL, JO REITA	2626	422.63
214-415	STONE, JOHN M	1555	1,594.11
216-413	DELICH, JANE E	3093	417.92
216-413	HANCOCK, DONNA K	1516	60.00
216-413	HATCHELL, SAUNDRA J	3789	96.00
216-413	MERRIWETHER, SUSAN J	1108	2,043.79
216-413	SANDERS, BARBARA A	30	72.00
216-413	SANDERS, ROBERT L	7	72.00
216-413	UPTERGROVE, LELA M	2812	60.00
216-413	YASUMOTO, SYLVIA M	2705	1,472.56
300-413	DUQUE, CHARLINE A	3200	1,195.87
300-413	HUCK, ELIZABETH A	358	1,652.25
300-413	KRAMER, ALVIN P	652	2,873.92
300-413	KRAMER, LEAH M	3867	1,234.26
300-413	MANDEL, HEATHER V	2226	1,565.08
300-413	RAHM, FRANK C	198	1,452.96
400-413	ADAMS, KIMBERLY D	2007	1,581.58
400-413	CLARK, TIMOTHY J	3281	1,482.70
400-413	COON, DONALD W	3417	1,279.63
400-413	DAWLEY, DAVID	470	2,644.62
400-413	MACHADO, CARON P	2335	1,548.02
400-413	PRICE, RHONDA L	2822	545.72
400-413	SHANNON, KEN	622	1,959.63
400-413	WALKER, STEVEN M	1527	1,820.44
500-413	ADAMS, DANIEL M	3800	2,221.47
500-413	ANDERSON-HOWARD, KAJA C	3818	1,202.17
500-413	BELL, KATHERINE X	3972	1,128.44
500-413	BOLENBAKER, MICHAEL R	3820	2,199.32
500-413	CHRISTIANSSEN, KIMBERLY	664	1,940.57
500-413	FLETCHER-APPLEGA, TOMI J	3963	525.60
500-413	GARDNER, GERALD J	3300	3,935.30
500-413	HAYNES, FRANKEE P	3536	1,374.57
500-413	HERRING, ANNA C	3488	1,051.55
500-413	MACLELLAN, NATHAN D	3930	2,260.22

Dept/Div Activity	Payee	Social Security	Direct Deposit Amount
500-413	MADDEN, MARY M	2071	2,699.62
500-413	MENZEL, GINA M	255	1,667.20
500-413	MUNN, RANDAL R	3855	3,668.88
500-413	PORTER, MELANIE	3444	2,537.64
500-413	POWELL, VIRGINIA A	1714	2,120.44
500-413	RAMIREZ, RUDOLFO R	2849	2,988.49
500-413	ROMBARDO, NEIL A	1668	3,817.80
500-413	RUSSOM, TINA M	3871	2,162.71
500-413	SCULLY, MOREEN	3642	2,673.79
500-413	WHITSON, JANA L	3935	1,394.93
600-413	BANKS, LAURA A	3558	1,001.06
600-413	BUSSE, JANET L	482	1,758.78
600-413	ESKEW-HERRMANN, HEIDI M	2631	1,729.13
600-413	WERNER, LAWRENCE A	1959	3,892.21
701-415	ATKINSON, SALLY J	2707	650.84
701-415	DEVALL, DEBBIE	316	2,185.52
701-415	EVANS, SHANNON D	169	1,964.47
701-415	MCQUEARY, CHRISTINE V	3560	1,332.22
701-415	PAULSON, NANCY M	1524	2,415.80
701-415	PROVIDENTI, NICKOLAS A	343	3,010.96
701-415	RUSSELL, SHERI M	3934	2,428.55
704-415	MEYER, CECILIA A	3727	1,707.60
705-415	BRUKETTA, MELANIE	760	3,388.88
705-415	CAUHAPE, VALERIE	3899	1,637.24
705-415	PEACH, BARBARA A	3575	1,601.67
705-415	THOMAS, WILLIAM F	1837	1,576.60
706-415	SCHUELLER, LORA M	3048	1,611.27
706-415	TALLMAN, CARRIE H	3589	815.65
710-419	CALVAN, PATRICK M	3753	1,359.13
710-419	LEE, GINA D	2817	2,157.76
710-419	MCKELVEY, DANA J	173	1,909.85
710-419	ROYAL, SCOTT	1001	2,809.43
710-419	STEIN, KEVIN L	3150	2,431.57
710-419	VON SCHIMMELMANN, ERIC J	1664	2,488.64
710-419	WILKINSON, JOHN G	3707	3,295.82
710-419	WILLIAMS, JAMES R	3054	2,075.04
710-419	WINDLE, WILLIAM	270	2,670.07
720-415	BELT, KIM R	3123	2,679.80
720-415	CHRISTOPHERSON, PHILIP W	3420	277.28
720-415	SCHROEDER, GAIL A	1949	1,249.47
764-444	ASHLEY, FRANCES M	2946	1,407.31
764-444	CHANDLER, VICTORIA J	3728	1,016.99
764-444	COMPSTON, JR, GAREY S	3910	72.84
764-444	DEZERGA, ADA E	3500	1,191.56
764-444	GREGG, ANA C	3973	1,096.39
764-444	RUIZ, HAZEL P	3146	1,280.92
764-444	WELCH-PHILLIPS, JO	3649	981.28
764-444	WOLFE, KATHY F	228	2,663.72
765-444	IBARRA, KELLY R	3884	1,047.66
1425-419	BROD, JANICE M	3205	1,590.40
1425-419	CHWALISZ, EVA	453	1,576.20

Dept/Div Activity	Payee	Social Security	Direct Deposit Amount
1425-419	GREEN, KATHE F	1862	1,381.44
1425-419	PLEMEL, LEE A	2100	2,633.39
1425-419	PRUITT, JENNIFER	1256	2,435.98
1425-419	THOMPSON, REA M	1556	1,276.32
1500-451	BECK, IDA D	468	1,633.90
1500-451	BOTTINO, WARREN J	3923	1,768.69
1500-451	MCINTOSH, JANICE L	3624	2,749.93
2005-421	ALBERTSEN, STEVE L	2457	3,768.23
2005-421	DAVIS, LISA S	2863	1,612.66
2005-421	FURLONG, KENNETH T	2458	3,583.99
2005-421	HEATH, KATHIE	226	2,437.07
2005-421	NEEP, REBECCA J	409	1,589.39
2005-421	SUAREZ, JOHN R	2910	1,459.42
2005-421	WISSERT, LAURA L	1611	1,640.22
2011-421	BREHM, NATHAN E	2805	1,992.90
2011-421	EARL, ANJE M	3870	1,375.93
2011-421	GOMES, DANIEL A	2396	2,361.48
2011-421	GONZALES, DANIEL G	2593	2,954.05
2011-421	GOURLAY, MARY E	3756	886.85
2011-421	HIGMAN, DEAN	247	2,325.64
2011-421	LEGROS, DAVID A	2001	3,274.69
2011-421	LEGROS, DENA J	2012	1,822.88
2011-421	LOWE, CRAIG E	2870	2,435.11
2011-421	MARTIN, ELIZABETH A	3128	1,390.98
2011-421	MAYS III, EARL A	1577	2,408.82
2011-421	MILLER, THOMAS T	2667	1,941.65
2011-421	RHINES, RUTH	1796	1,668.52
2011-421	SANDAGE, KENNETH L	362	5,272.90
2011-421	SPEEGLE, DOUGLAS E	2278	3,654.37
2011-421	STETLER, CHARLES D	2404	2,022.39
2012-421	ACOSTA, SALVADOR	2612	2,801.57
2012-421	BATIEN, RICHARD	1235	2,062.23
2012-421	BUENO, JASON J	2948	2,035.95
2012-421	CLOWSER, ERIC S	3014	1,880.81
2012-421	CLOWSER, MARTHA A	2613	1,863.59
2012-421	CULLEN, MICHAEL	605	2,982.59
2012-421	DENHAM, GARY M	3147	2,250.59
2012-421	DODDS, RICHARD	203	2,310.26
2012-421	ENCINAS, RICK	463	2,147.05
2012-421	ERVEN, CRAIG S	3275	2,122.68
2012-421	FISCHER, MIKE J	2067	1,932.32
2012-421	GIBSON, DONALD J	2018	1,749.92
2012-421	GUIMONT, ROBERT	788	2,238.95
2012-421	HITCH, JOHN R	3319	2,106.94
2012-421	HUMPHREY, BRIAN C	486	2,359.96
2012-421	HUTT, ERIC	577	1,805.30
2012-421	JONES, DANIEL L	3099	1,797.42
2012-421	MARSHALL, EARL M	159	2,827.44
2012-421	MCDANIEL, JEFFREY S	2594	2,402.08
2012-421	MCDONALD, THOMAS D	3577	1,686.20
2012-421	MENDOZA, BRIAN P	2893	1,556.49

Dept/Div Activity	Payee	Social Security	Direct Deposit Amount
2012-421	MOTAMENPOUR, BAHRAM	1406	2,647.71
2012-421	OCHSENSCHLAGER, DANIEL R	2189	2,267.03
2012-421	OLSON, STEVEN T	2793	1,824.97
2012-421	POPE, RICHARD D	189	3,336.21
2012-421	PRIMKA, JAMES W	938	2,921.18
2012-421	PULLEN, JEFF J	2255	2,183.77
2012-421	PUTZER, MATTHEW	253	2,620.97
2012-421	RICHARDS, WILLIAM J	1723	2,005.79
2012-421	RIGGIN, DARIN G	3345	1,719.52
2012-421	RIVERA, CHRISTOPHER P	2307	2,277.64
2012-421	RIVERA, JESSICA M	3218	1,766.01
2012-421	SAYLO, RAYMONT C	75	3,641.65
2012-421	SHEWBERT, MICHAEL L	2504	1,485.87
2012-421	SLOAN, DARRIN	609	2,919.33
2012-421	SMITH, MATTHEW R	2985	1,727.12
2012-421	STAGLIANO, JOSHUA G	1868	2,817.39
2012-421	SURRATT, JIMMY A	3018	2,110.69
2012-421	TRAN, QUAN M	3454	1,910.95
2012-421	TROTTER, JOE C	2291	1,841.71
2012-421	UNDERHILL, GARY H	1873	1,598.27
2012-421	VEADER, BENJAMIN	3240	1,462.14
2012-421	WALL, FRED	492	4,115.56
2012-421	WHEELER, HARRY W	1559	1,004.29
2012-421	WHITE, ROBERT S	345	3,137.05
2012-421	WILLIAMS, DEAN A	1222	2,215.08
2013-421	DRAPER, JENNIFER J	3094	1,229.95
2013-421	KELLER, ARLENE M	356	1,582.96
2013-421	MACMAHON, CHRISTOPHER M	3913	522.69
2013-421	MAXWELL, KARIE J	2477	1,517.53
2013-421	MCKINLEY, MILANI G	449	1,883.53
2013-421	PATTERSON, ELIZABETH	3245	1,202.18
2013-421	SMITH, KENNETH	3431	622.53
2013-421	WALL, ERIKA L	3572	980.70
2014-421	ADAMS, JARROD P	1933	2,609.84
2014-421	APPLE, JOE T	3671	2,024.62
2014-421	BINDLEY, BRETT J	3025	1,894.36
2014-421	COLLAZO, URIEL	3272	1,590.86
2014-421	DREWS, CODY J	3651	1,030.83
2014-421	DUNCKHORST, CORY M	3040	1,917.55
2014-421	FAIR, GLENN	1982	2,612.82
2014-421	FREER, JACK R	373	3,419.68
2014-421	FRY, CARL V	1507	2,553.11
2014-421	GAUTSCHI, ROBERT	191	250.00
2014-421	KENNISON, RONALD C	2220	2,388.48
2014-421	KEPLER, DERRICK D	3755	1,844.48
2014-421	LEE, KIPLAN M	3017	2,081.60
2014-421	LOCATELLI, RONALD G	3512	1,870.52
2014-421	MARTENSEN, MARIE E	1763	1,367.78
2014-421	MAYS, BRIAN M	1731	1,400.00
2014-421	MCFALL, WILLIE J	3355	1,600.49
2014-421	MCMAHON, ERIN M	3520	1,815.29

Dept/Div Activity	Payee	Social Security	Direct Deposit Amount
2014-421	MELVIN, JEFFRY	607	3,163.49
2014-421	NOVIKOFF, HEIDI	3006	1,239.81
2014-421	PALAMAR, SEAN C	3411	1,562.86
2014-421	PARODI, TERRY J	1313	2,263.29
2014-421	RAMOS, CHRISTOPHER L	3413	1,550.26
2014-421	SCOTT, JEFFREY A	2315	2,265.31
2014-421	STEEL, KENNETH G	324	2,234.19
2014-421	TORKEO, ANTHONY P	2565	1,414.01
2014-421	WEIS, EDWARD J	3409	2,160.50
2014-421	WHITE, DONALD T	817	3,432.61
2014-421	WILDBLOOD, JASON A	2663	1,479.89
2017-421	BAUER, DENISE M	2611	1,853.37
2017-421	CEBALLOS, MARICELA	2690	1,611.53
2017-421	CHRZANOWSKI, JESSICA A	3220	2,000.79
2017-421	CRUZ, STEPHANIE A	2832	1,667.99
2017-421	DAVIS, JENNIFER A	3902	1,192.39
2017-421	DAWSON, SARAH L	2623	2,488.84
2017-421	FLAGGE-PHILLIPS, SANDY A	3322	612.24
2017-421	HENMAN, JAMIE H	3620	1,735.33
2017-421	HERTZ, ELIZABETH A	886	1,765.18
2017-421	JENKINS, JENNYLYN Q	3473	1,376.50
2017-421	KNOWLES, MARJORIE F	1088	2,526.93
2017-421	MEAD, KELLI P	2102	1,841.39
2017-421	MILTON, DONNA G	1274	2,168.63
2017-421	MONCADA, MARLON	2479	2,140.45
2017-421	MRACEK, KARIN M	271	2,113.20
2017-421	RIOS, KIMBERLY L	3461	1,219.98
2017-421	TALAVERA, WENDY V	2986	1,865.42
2018-421	HATLEY, SAMUEL I	1971	2,237.01
2018-421	TUCKER, MORGAN H	3219	2,117.63
2020-421	SPENELLA, RONALD J	3196	1,146.69
2020-421	TRIPP, WHITNEY C	3544	502.99
2505-422	ALBEE, RACHEL C	3509	327.78
2505-422	DUNN, GARY E	3637	2,005.82
2505-422	GIOMI, ROBERT S	145	3,730.04
2505-422	NEVIN, DANIEL R	1451	2,168.13
2512-422	ALBEE, DAN	303	3,704.17
2512-422	ARAMBURU, DIEGO F	2474	3,259.56
2512-422	BAKER, CURTIS D	3468	2,023.41
2512-422	BAKER, SCOTT W	304	2,000.00
2512-422	BOGGS, TRAVIS J	2654	2,307.81
2512-422	BROERSMA, RHIANNON C	3731	131.11
2512-422	CARAS, LANCE E	1660	7,143.81
2512-422	CHARLES, ROBERT	179	3,239.62
2512-422	COLATORTI, JAMES P	1661	2,787.38
2512-422	DANEN, JASON T	1301	2,322.96
2512-422	DONNELLY, MATTHEW T	1267	5,667.41
2512-422	EASTERLING, JOHN R	1113	5,001.51
2512-422	FRIEDLANDER, JEFFREY M	2780	3,165.92
2512-422	FUHRMAN, DANIEL D	2781	2,447.38
2512-422	GARDNER, JASON A	1662	2,248.19



Dept/Div Activity	Payee	Social Security	Direct Deposit Amount
2512-422	HORTON, MICAH S	2152	2,096.77
2512-422	HOWE, TRAVIS W	1663	3,979.81
2512-422	HUGHES, ALEX W	3467	1,952.01
2512-422	HUNT, BRYON A	1474	2,818.74
2512-422	MASON, CHRISTOPHER J	2446	2,120.17
2512-422	MERRITT, MATTHEW P	1545	3,118.50
2512-422	MORGAN, STEVE	305	3,402.03
2512-422	NYBERG, KEVIN J	3075	3,514.83
2512-422	O'BRIEN, SCOTT T	2784	2,208.41
2512-422	PACE, CHRISTOPHER P	3350	2,529.70
2512-422	PARK, DAVID	125	5,473.86
2512-422	PETTY, CORY E	3076	2,147.10
2512-422	PORTER, BRETT B	3858	1,969.63
2512-422	QUILICI, JIM	237	6,872.52
2512-422	RAW, THOMAS	426	2,942.21
2512-422	ROBERTSON, PAT	427	7,078.34
2512-422	SANTOS, MIKE	187	3,429.44
2512-422	SAUNDERS, SAMUEL B	2785	2,270.44
2512-422	SCHREIHANS, ROBERT	157	3,667.42
2512-422	SHARP, ALAN R	3857	2,108.63
2512-422	SHIREY, DANIEL	532	3,200.00
2512-422	STANFORD, ROBERT F	162	1,940.17
2512-422	STOWE, AUSTIN W	3349	1,935.17
2512-422	TARULLI, THOMAS M	2998	3,578.47
2512-422	TRISTAO, JASON J	2445	2,331.37
2515-422	BARR, LORALEI	1204	1,638.74
2515-422	HORTON, LEE A	384	2,358.39
2515-422	LEMONS, DUANE T	773	2,394.83
2515-422	PIERETTI, JERRY S	3786	191.31
2515-422	ROCHELLE, TIMOTHY R	3771	469.55
2520-422	ARNESON, JOHN	346	2,846.46
2520-422	DEHAVEN, TIMOTHY J	483	3,777.60
2520-422	DIETRICH, JUDY M	994	648.86
2525-422	ATTASHIAN, RAFFI P	2668	3,056.48
2525-422	BERO, ERIC	139	3,703.54
2525-422	COOK, ROBBIE A	2778	2,828.86
2525-422	DAVIES, JEFF D	1211	2,409.72
2525-422	DRESCHER, STEPHEN C	3313	2,205.86
2525-422	EISENMESSER, BRETT	3788	130.77
2525-422	GARRETT, GARY M	2618	1,936.74
2525-422	GELBMAN, DANIEL M	2993	2,358.44
2525-422	HARNS, CHAD	2782	2,999.45
2525-422	HILL, CAROL	830	1,379.22
2525-422	HOLLAND, SHELLEY L	3969	243.99
2525-422	LINSCOTT, JEFF F	2783	2,306.62
2525-422	MADEY, MIKE L	3911	2,043.51
2525-422	MIHELIC, BRADLEY J	2994	2,369.43
2525-422	NOVAKOVICH, JEFFRY A	283	6,219.51
2525-422	PEDRINI, JONATHON J	3348	3,154.45
2525-422	RICHES, TORREY H	3314	1,963.34
2525-422	TEMPLE, RODNEY	480	3,518.90

Dept/Div Activity	Payee	Social Security	Direct Deposit Amount
2525-422	WHITE, JAMES	981	3,890.40
3005-430	HUNT, BRENDA L	3964	79.74
3005-430	JAMES, EDWIN D	3646	3,535.95
3005-430	LAWRENCE, KATHRYN J	3861	374.57
3005-430	LEFFLER, TONI M	3658	1,496.87
3005-430	LYNN, GREGORY C	3626	72.84
3005-430	NEDDENRIEP, DEBORAH L	3639	1,088.84
3005-430	OLSEN, PETER H	3906	71.63
3005-430	RICCI, JOSEPH	3900	145.68
3005-430	SWEENEY, THOMAS	3629	218.52
3012-430	ANDERSON, DARREN S	3937	1,746.16
3012-430	BURCHIEL, CHRISTINE M	3062	1,079.32
3012-430	BURNHAM, ANDREW R	1612	3,919.15
3012-430	CONARD, CINDY K	2799	2,330.08
3012-430	DOENGES, DANIEL	3445	2,045.40
3012-430	DOYAL, BRIAN A	1500	2,006.58
3012-430	FELLOWS, ROBERT D	2106	3,513.42
3012-430	GOWER, CYNTHIA	414	1,762.43
3012-430	GRUNDY, TOM B	1613	2,498.97
3012-430	HOGEN, RORY A	262	1,876.63
3012-430	LEET, KAREN L	3036	1,907.99
3012-430	LEMONS, SHYLA K	3002	100.00
3012-430	LOWE, LEANNE N	3459	1,358.61
3012-430	OTTINGER, DEBRA L	3752	1,295.83
3012-430	PARASA, LALITHA	2360	1,896.27
3012-430	PITTENGER, PATRICK	3229	3,698.48
3012-430	PLATT, JOHN F	1104	1,855.72
3012-430	RICHARDS, DEBRA L	2208	1,505.41
3012-430	ROSENKOETTER, DAVID G	1850	2,406.35
3012-430	SABORI, TIMOTHY	3228	1,994.26
3012-430	SCHULZ, DARREN L	3678	3,954.18
3012-430	SHARP, JEFF A	3107	3,445.79
3012-430	SMITHSON, KENNETH E	3785	2,002.91
3012-430	WHITE, KAREN L	1499	1,501.16
3014-424	GATTIS, KEVIN D	2892	2,752.84
3014-424	PARK, VALERIE R	1007	1,570.62
3014-424	SCOTT-FISHER, SANDRA G	1712	1,809.62
3014-424	TRIPP, LENA E	3027	1,537.34
3014-424	WEIMER, WAYNE R	3936	1,802.00
3014-424	WHEELER, SABRINA D	3309	1,255.43
3025-419	GOOD, ZACH A	3836	1,671.63
3025-419	HARDCASTLE, RICHARD L	3535	1,426.26
3025-419	JERUMS, MICHAEL J	3832	1,664.39
3025-419	LACOMBE, WILLIAM A	619	188.00
3025-419	MIGUEL, TONY G	3008	1,656.89
3025-419	RIGBY, ERIC C	3652	1,789.21
3038-431	ALBERTSON, GARY J	2804	1,033.03
3038-431	AMUNDSON, ROBERT C	1581	1,480.01
3038-431	BECKERDITE, RICK W	193	2,622.94
3038-431	BOOTH, JOSEPH D	1724	2,050.97
3038-431	BRIO, JEFF S	3400	1,426.98

Dept/Div Activity	Payee	Social Security	Direct Deposit Amount
3038-431	BROWARD, STEVEN P	1986	1,539.81
3038-431	CHRIST, KEVIN A	3709	2,268.37
3038-431	COX, ADAM J	2363	1,101.41
3038-431	COX, GEORGE	862	1,177.69
3038-431	ENGELS, ERIC B	3570	1,990.18
3038-431	INGRAM, JACK H	2385	1,867.81
3038-431	LAAKER, JOHN J	350	1,518.60
3038-431	LAW, EDWARD L	538	1,468.80
3038-431	MOORE, JASON	3443	1,869.07
3038-431	POUARD, ROBERT	3448	1,523.68
3038-431	SCHROEDER, RICHARD E	1594	1,363.48
3038-431	TIEARNEY, JUSTIN C	1000	2,038.67
3038-431	TOMASCO, JOHN S	351	2,248.45
3038-431	WASS, DONALD W	1482	2,530.79
3201-434	ALLISON, JAY C	3932	1,381.77
3201-434	ARNOLD, KEN E	220	3,214.16
3201-434	BELL, ANNA M	3851	1,409.88
3201-434	BRADSHAW, JEFF R	1095	1,610.10
3201-434	BROWER, MATHEW M	3957	1,576.94
3201-434	BROWN, WENDY L	266	1,901.35
3201-434	FONG, DOUGLAS G	1586	2,291.88
3201-434	FRAGER, GEORGE M	3960	2,124.24
3201-434	FREEMAN, JAMES R	3888	1,537.31
3201-434	HALE, KELLY A	3143	2,448.77
3201-434	HOWARD, FREDERICK	264	1,658.00
3201-434	IRWIN, MARK A	3216	1,525.38
3201-434	JACKLETT, JAMES V	2842	2,379.32
3201-434	KOTSULL, ALAN	272	2,483.34
3201-434	MCGOODWIN, JEFF W	401	2,384.58
3201-434	PECK, KENNETH S	3457	1,751.93
3201-434	SIMPSON, MARK	539	1,659.35
3201-434	WHITAKER, DAVID W	3089	1,454.63
3201-434	WIESE, SHAWN L	3866	1,588.16
3502-435	AGRELLA, KEVIN T	2412	1,370.28
3502-435	ALBERTSON, DAVID L	3537	882.72
3502-435	BROWN, NICOLAS A	551	2,320.23
3502-435	CATLETT, JEFF W	3333	969.42
3502-435	CAUGHRON, JASON H	3042	1,196.14
3502-435	COLLIER, AARON S	3551	1,067.01
3502-435	CROW, MIKE K	3472	1,757.06
3502-435	ESTES, JAMES M	2829	2,262.06
3502-435	GORDON, THOMAS G	835	1,348.89
3502-435	GUINN, THOMAS L	3801	3,424.08
3502-435	HORTON, CURTIS W	168	3,253.88
3502-435	JOST, THEODORE R	3001	1,259.60
3502-435	LOYOLA, ISRAEL S	3719	1,144.48
3502-435	MATHIESEN, BRANDON N	1262	1,549.62
3502-435	PALMER, RICHARD K	750	2,806.32
3502-435	REID, JERAD M	3410	1,044.02
3502-435	REYNA, KELLY J	3831	1,114.98
3502-435	RICHARDSON, NATHAN	3289	1,116.07

Dept/Div Activity	Payee	Social Security	Direct Deposit Amount
3502-435	RUIZ, GREGG A	3612	1,324.46
3502-435	SHINE, ROBERT	643	1,762.53
3502-435	THICKE, MICHAEL R	3246	1,078.05
3502-435	TRUELL, JESSE A	3266	1,338.78
3502-435	VOELTZ, JEFFERY R	3056	2,011.79
3702-437	CLEGG, VANN	2937	1,721.12
3702-437	COPP, JOSHUA J	3550	1,192.15
3702-437	EISNER, DAVID F	3130	1,006.12
3702-437	MITCHELL, TODD D	273	1,994.15
3702-437	PIER, CAMERON M	3834	1,061.85
3702-437	WISE, URIAH V	3032	1,268.48
4300-412	BREUER, TINA M	1477	1,616.34
4300-412	GUTIERREZ, MARIBEL	836	1,700.46
4300-412	JEFFRIES, ANGELA C	3912	1,116.79
4300-412	LUIS, KRISTIN N	1772	3,005.70
4505-423	BIANCHI, BEN	361	1,774.22
4505-423	CLAPHAM, MATTHEW J	2327	1,723.70
4505-423	CLAPHAM, NICOLE M	3060	1,249.53
4505-423	HILL, VALERIE A	472	1,878.48
4505-423	KEY, ADRIANNE M	2886	1,479.13
4505-423	LAWLOR, LINDA L	1784	2,038.18
4505-423	MCGEE, CINDY A	1823	2,404.86
4505-423	MCGEE, GREGORY C	1120	1,723.76
4505-423	MENDOZA, EFREN	1004	1,869.83
4505-423	NORWOOD, AMBER M	2434	1,303.85
4505-423	SIMMS, JOHN B	149	3,062.96
4505-423	URRUTIA, JOSE A	2219	2,146.79
4506-423	AGUAYO, MEGAN L	3084	1,382.41
4506-423	AIKINS, ALBERT	398	2,001.35
4506-423	BEER, PAULA	711	1,340.10
4506-423	BRENENSTALL, MARK G	2061	1,840.81
4506-423	CANNE, MICHAEL A	3466	1,403.80
4506-423	DANTZLER, FRANCES C	2882	1,634.95
4506-423	DAVIS, SCOTT B	1506	2,335.21
4506-423	FINNEGAN, KAREN A	197	152.14
4506-423	GARCIA GONZALEZ, MARIA LOREN	3453	1,373.60
4506-423	GARRISON, CHRISTINE M	292	2,417.64
4506-423	GREENE, DANIEL L	2606	1,899.97
4506-423	KEYES, NEAL J	3920	532.54
4506-423	LUTU, JAMES S	3549	1,687.92
4506-423	MCBRIDE, ERICK R	3471	614.61
4506-423	MOURNIGHAN, FRANK J	2888	1,602.05
4506-423	NELSON, NANCY	127	1,539.49
4506-423	PEKA, KRISTYNA L	3966	825.61
4700-412	ARMSTRONG, THOMAS R	3931	2,824.26
4700-412	ASHTON, TRACY L	2441	2,530.37
4700-412	COOPER, CRISTAL A	2815	1,555.32
4700-412	CORTES, MAXINE	3285	3,467.79
4700-412	DANIEL, TAWNIA S	2435	1,672.38
4700-412	DAVIS, LAUREN M	3967	1,817.24
4700-412	DUNCKHORST, KACY J	3231	1,154.68

Dept/Div Activity	Payee	Social Security	Direct Deposit Amount
4700-412	ERVEN, CHRISTINE	156	2,270.41
4700-412	FISCHER, CARIN	511	2,530.37
4700-412	FRANZ, CHRISTINE M	2680	1,797.13
4700-412	GARDNER, TARYN A	3915	1,200.84
4700-412	GREENBURG, SUSAN	3622	1,429.54
4700-412	GUTIERREZ, JULIE	251	526.00
4700-412	GUTIERREZ, VANESSA C	3338	1,195.65
4700-412	HARKLEROAD, JULIE C	1973	1,869.74
4700-412	HIGGINS, JOLIE C	1264	2,842.36
4700-412	LOPEZ, JULIO A	952	2,515.83
4700-412	LOPEZ, SYLVIA C	405	2,308.17
4700-412	LOYOLA, MIRNA	3441	1,207.84
4700-412	MCCULLOCH, LYNDA L	1072	1,631.46
4700-412	NICHOLS, LESLIE A	2190	2,520.67
4700-412	SACHS, WENDY E	623	1,906.73
4700-412	SCHOFIELD, STEPHEN O	3842	2,038.72
4700-412	TATRO, JOHN	667	3,856.94
4700-412	TINAJERO, MARTHA A	2649	1,464.30
4700-412	TORRES, BRENDA L	1551	1,660.69
4700-412	VAZQUEZ, TIMOTHY M	2251	2,297.13
4700-412	WAKELING, EVELYN S	3643	1,371.62
4705-412	BEIL, KIMBERLY S	674	1,588.94
4705-412	CONTI, ROBERT M	3780	667.47
4705-412	COUNCILMAN, SUE A	3555	1,219.35
4705-412	DAVIS, KURT	85	742.92
4705-412	GEORGE, ANA G	3623	1,239.44
4705-412	GONZALES, MELIAH H	2605	1,840.99
4705-412	MAYA, MARIA E	1699	1,696.75
4705-412	PARKER, ROBERT B	3263	494.76
4705-412	PETERS, JAYNE Y	2503	919.61
4705-412	PLANETA, RORY C	3271	2,927.20
4705-412	RYBA, JUSTIN M	3434	1,451.18
4705-412	SAAVEDRA, CLAUDIA	944	2,135.61
4705-412	SUMMERS, CATHERINE E	254	2,134.14
4705-412	TRACY, ROBERT P	86	124.68
4705-412	WOOMER, DANN F	3781	499.39
4705-412	ZACHA, MARK A	3775	1,692.93
5005-452	BIDDLE, ALLAN A	1684	1,571.80
5005-452	HYATT, STELLA R	2173	1,578.88
5005-452	KRAHN, VERN L	1243	2,540.00
5005-452	MOELLENDORF, ROGER A	2831	3,354.60
5005-452	PETRENKO, DARIA A	1958	1,879.49
5005-452	REED, DIXIE L	2521	1,465.69
5005-452	WARNE, DANIEL	225	2,041.69
5012-452	BARTLETT, MICHAEL L	2400	1,158.79
5012-452	BOTTOMS, DUANE R	2296	1,762.41
5012-452	CASE, THOMAS	174	1,600.00
5012-452	FAHRENBRUCH, SCOTT	533	3,138.59
5012-452	FRASER, KENNETH R	508	1,259.47
5012-452	MARIOLO, STEPHEN C	1806	1,762.41
5012-452	MCCAIN, EDWARD	176	1,942.52

Dept/Div Activity	Payee	Social Security	Direct Deposit Amount
5012-452	MCCLOSKEY, TANYA L	2908	1,134.76
5012-452	NAVARRO, DAVID A	3203	1,916.89
5012-452	STULTZ, JASON D	3399	950.80
5034-419	ALBERTSON, ERICK J	2272	1,435.10
5034-419	BIASOTTI, ANDREW J	2877	2,044.65
5034-419	BUTTNER, RICHARD	641	1,413.99
5034-419	CLICK, GARY A	1715	1,799.26
5034-419	DEVERAUX, SHANE D	2487	1,120.00
5034-419	DININGER, PAUL I	1215	1,481.31
5034-419	KEITH, WILLIAM	326	2,114.77
5034-419	NAIR, LAWRENCE	184	1,730.48
5034-419	OTERO, SERGIO A	2692	1,382.55
5034-419	REED, RONALD J	2808	2,225.77
5047-452	BOLLINGER, ANN P	3101	1,384.10
5047-452	GUZMAN, JUAN F	291	1,765.97
5055-451	AMPUDIA, JONATHAN	3968	213.18
5055-451	BURROWS, CINDI E	3482	128.35
5055-451	CROCKETT, MARILYN D	3327	114.17
5055-451	CURD, BRANDON L	3941	241.36
5055-451	HEARN, CHLOE N	3687	69.65
5055-451	MACCARTY, SAMANTHA R	3685	81.27
5055-451	MARSHALL, ADA D	1726	1,069.60
5055-451	MEYER, KURT	354	2,280.42
5055-451	NOVAK, DYLAN M	3806	160.59
5055-451	PECKHAM, ALEX J	2977	160.52
5055-451	PECKHAM, ANDREW S	3720	178.02
5055-451	POWELL, SHELBY L	3948	58.05
5055-451	REDMOND, TAMI D	1386	1,721.83
5055-451	SHOWALTER, GARY M	3828	75.46
5055-451	STRUBLE, WILLIAM T	3830	23.22
5056-451	AMES, MITCH	286	2,166.79
5056-451	BATEY, DAN	3898	229.45
5056-451	GOODNIGHT, SHEA	3879	349.63
5056-451	KLUG, ERIC M	2878	1,155.54
5056-451	SULLI, NICHOLAS	3225	68.83
5057-451	CANFIELD, TAYLOR RAE L	3757	250.05
5057-451	CHAPMAN, SCOTT M	2340	503.19
5057-451	FOWZER, SIERRA R	3498	249.18
5057-451	HYATT, BRISEIDA J	3949	246.69
5057-451	KENNESTON, SARAH E	3811	207.76
5057-451	KRAHN, DANIEL J	3505	176.81
5057-451	KRAHN, KATIE R	3809	267.59
5057-451	LIVERMORE, KATHRYN R	3705	100.10
5057-451	MCCOY, MEGAN A	3701	228.45
5057-451	MCELFISH, LINDSEY R	3807	241.82
5057-451	MECKES, SARAH H	3813	280.44
5057-451	PETERSEN, CAROL A	2161	115.48
5057-451	SORACCO, MEAGAN S	1105	1,672.37
5060-451	CHANEY, JEFFREY P	3925	631.61
5060-451	DUNN, JOEL	466	2,376.60
5060-451	KATZORKE, KURT	3732	1,690.40

Dept/Div Activity	Payee	Social Security	Direct Deposit Amount
5060-451	PRICE, CALEB J	3890	89.05
5067-443	GLANCY, MICHAEL T	310	1,522.92
5067-443	ZUEND, TERRELL A	1990	1,138.04
6200-455	ANTIPA, SUSAN M	1471	1,910.80
6200-455	COTTON, MAXINE J	328	1,438.87
6200-455	DEMATTEI, TRACI D	3859	300.46
6200-455	DEVANEY, SANDRA D	846	1,321.74
6200-455	HAAKINSON, ROGER A	881	1,125.01
6200-455	JONES, SARA F	3321	3,292.72
6200-455	LAMBERT, MARY A	1913	1,252.24
6200-455	LEUTHAUSER, RICHARD D	3100	1,019.23
6200-455	MARCH, RACHEL M	2010	1,581.63
6200-455	MOORE, ANDREA W	591	1,636.41
6200-455	RUSH, KATHY	3581	1,615.25
6200-455	SADY, AMBER C	3674	1,700.47
6200-455	SEILER, MARIA E	462	1,010.47
6200-455	WERLINGER, ELAINE J	329	1,557.50
6200-455	WESTERGARD, TAMMY	3305	2,449.25
6800-441	ASCHENBACH, NOEMI M	3782	1,548.10
6800-441	BARLOW, JUDY L	3868	2,060.91
6800-441	BAROSSO, ANGELA L	2823	2,315.67
6800-441	BELT, STACEY A	2824	2,252.60
6800-441	BERGENHEIER, ELAINE	3442	1,265.63
6800-441	BLANDFORD, MICHELLE R	3784	591.82
6800-441	BLOOMER, CORTNEY L	3667	1,764.41
6800-441	BOOTHE, DUSTIN	956	2,578.29
6800-441	CLEMMENSEN, KARYN K	3028	1,097.41
6800-441	CORBIT, JUNE K	3878	949.38
6800-441	DE LA TORRE, ARGELIA I	3733	1,115.79
6800-441	FOX, NEIL S	3091	2,207.26
6800-441	GALAS, VERONICA M	3718	2,182.86
6800-441	GILLILAND, ELVA A	3217	1,400.54
6800-441	GODTFREDSSEN, CAROL M	2898	2,015.84
6800-441	HANNAH, CYNTHIA J	3895	1,672.10
6800-441	HAYNIE, KATHLEEN M	3875	1,810.82
6800-441	HENRY, JUNE A	3070	325.04
6800-441	HOTALING, SALVANETTE O	3465	2,071.93
6800-441	JIMENEZ, ANA J	3916	1,948.22
6800-441	JOHNSON, DAVID M	3621	628.62
6800-441	MILES, SALLYANNE L	3741	882.05
6800-441	PURKEY, BECKY W	3636	609.46
6800-441	SANTILLO, CHERIE' L	1449	1,581.41
6800-441	SCHNIEDER, BRENDAN A	3924	1,632.45
6800-441	TOMBROPOULOS, KRISTINA M	3905	427.02
6800-441	WORKS, MARENA L	801	2,517.59
6804-441	ANNETT, ALLEN J	2250	1,941.23
6804-441	BRAZEAL, STEVEN M	2679	1,088.35
6804-441	BURT, LINDA S	3063	1,409.28
6900-442	BAKER, ANTHONY	1069	2,792.60
6900-442	JALLO, KATHLENE S	3883	735.29
6900-442	KELLY, HEATHER C	3224	735.33

Prepared 9/28/11, 11:45:43  
Program PR655L  
CITY OF CARSON CITY

Direct Deposit Register  
BI-WEEKLY  
Pay Date 9/30/11

Page 13  
Pay Period 20  
9/09/11 To 09/22/11

Dept/Div Activity	Payee	Social Security	Direct Deposit Amount
6900-442	KELLY, SHADOW L	3518	1,273.49
6900-442	MCCOY, KEVIN	215	2,334.03
6900-442	MCCRACKEN, SEAN P	3850	477.52
6900-442	RADTKE, GAIL C	2371	1,931.49
6900-442	RUFFNER, TONYA J	3927	1,004.62
7200-413	BUNDY-TORAL, MOLLY	3668	1,226.79
7200-413	DUNCAN, CANDACE	3666	2,833.47
7200-413	EVANS, SALLY J	3665	1,461.27
7200-413	JONES, JANET S	3641	1,630.21
7200-413	LIVESAY, APRIL G	3926	239.00
7200-413	MACAULEY, LINDA K	3682	882.17
Total Direct Deposits -			623 1,122,781.88



Dept/Div Activity	Check Payee	Social Security	Check Number	Amount
212-413	MALONE, DIANA L	2913	210639	538.53
216-413	MASTERSON, KARLA A	2574	210640	424.04
500-413	CRAWFORD, SUZANNE M	3961	210641	1,506.98
1000-461	WEHLING, ANNA	3669	210642	341.67
2011-421	COCKING, PATRICIA S	3922	210643	253.48
2011-421	RISENHOOVER, NORVAL B	3260	210644	858.09
2011-421	URBANSKI, KURT J	2492	210645	1,830.45
	SO DAKOTA CHILD SUPPRT PMT CTR		210730	276.92
2013-421	BROOKS, JENNIFER L	2905	210646	1,402.91
2014-421	BURNHAM, TERENCE O	3773	210647	1,596.80
2014-421	CARTER, JOSH J	2890	210648	1,891.66
2014-421	GAUTSCHI, ROBERT	191	210649	2,514.97
2014-421	HOWELL, CARL G	3098	210650	2,035.15
	CA STATE DISBURSEMENT UNIT		210728	232.61
2014-421	MAYS, BRIAN M	1731	210651	1,283.60
2014-421	NUNO, MICHAEL J	3530	210652	2,162.44
2014-421	STEEL, KENNETH G	324	210653	192.69
2020-421	QUILICI, DON A	3914	210654	630.43
2512-422	BAKER, SCOTT W	304	210655	1,767.74
2512-422	SHIREY, DANIEL	532	210656	203.25
2515-422	MCCULLOCH, ROBERT L	3106	210657	306.47
2515-422	SHANNON, KANI D	18	210658	217.68
3005-430	ABOWD, KAREN L	3896	210659	157.68
3005-430	ALDAX, ANDRE	3659	210660	145.68
3005-430	JOHNSON, DOUG	3661	210661	145.68
3005-430	MCKENNA, JOHN F	3882	210662	149.76
3005-430	ROBERTS, CHUCK	3628	210663	.00
3005-430	SCHANK, ERNEST C	3638	210664	72.84
3005-430	STODIECK, FREDRIC	3663	210665	72.84
3012-430	LEMONS, SHYLA K	3002	210666	1,311.10
3025-419	LACOMBE, WILLIAM A	619	210667	1,504.05
	CA STATE DISBURSEMENT UNIT		210729	179.53
3038-431	HACKING, JAMES E	3647	210668	1,008.08
3038-431	NOFTSKER, CHARLES A	2637	210669	1,209.04
3201-434	HOWARD, FREDERICK	264	210670	496.65
3201-434	KEPHART, JONATHON J	3514	210671	1,340.99
	CARSON CITY SHERIFF'S OFFICE		210731	365.01
	CHILD SUPPORT ENFORCEMENT AGEN		210732	94.61
4506-423	HEUER, ASHLEIGH S	3557	210672	152.14
	INTERNAL REVENUE SERVICE		210726	115.00
4506-423	VASQUEZ, OLIVIA L	3316	210673	1,496.93
4700-412	GUTIERREZ, JULIE	251	210674	811.91
4705-412	HALE, MARTIN G	3962	210675	1,763.47
4705-412	LEWIS, JOHN W	3777	210676	830.87
4705-412	ROMERO, JERRY	3673	210677	1,638.14
5012-452	BIDDLE, ERIK A	1320	210678	1,182.37
5012-452	CASE, THOMAS	174	210679	702.81
	CA STATE DISBURSEMENT UNIT		210727	93.69
5034-419	MEITZNER, ROBERT F	319	210680	1,560.43
5055-451	ALLEN, SARAH M	3790	210681	287.84
5055-451	AUNKST, MIA G	2097	210682	204.13

Dept/Div Activity	Check Payee	Social Security	Check Number	Amount
5055-451	BREEN, MEGAN J	3822	210683	58.06
5055-451	CANNON, RICHARD P	3876	210684	127.02
5055-451	CHANG, ERIN Y	3710	210685	46.94
5055-451	COLLINGS, BRIANA N	3490	210686	286.54
5055-451	GENTNER, CORY K	3823	210687	52.25
5055-451	HARDGRAVE, ALBERT W	3176	210688	289.68
5055-451	HOWELL, MONTE J	3846	210689	34.83
5055-451	KERKLA, SARAH K	3192	210690	110.64
5055-451	LIMON GONZALEZ, ELIZABETH	3944	210691	58.05
5055-451	LOMBARDO, JENNIFER C	3829	210692	89.01
5055-451	MCCURRY, BREANN R	3945	210693	92.88
5055-451	MEDINA, BRITTANY L	3825	210694	56.12
5055-451	MURDOCK, IAN J	2774	210695	234.46
5055-451	NEDDENRIEP, KRISTIN J	2746	210696	151.38
5055-451	PITTMAN, ABIGAIL C	3865	210697	13.54
5055-451	QUINTERO, GLORIA	3947	210698	25.16
5055-451	TERRILL, JACQUE	3958	210699	116.10
5055-451	WARNER, REBECCA A	3510	210700	320.97
5057-451	HUGHES, DEVIN T	3940	210701	654.96
5057-451	MATHIESEN, BRIANNA M	3955	210702	193.43
5057-451	MCDOWELL, AUGUST C	3808	210703	222.34
5057-451	PERRY, BREANN N	3632	210704	230.28
5057-451	RUYBALID, SHAYNA N	3297	210705	275.28
5060-451	BRAGG JR, JOHN W	3729	210706	305.02
5060-451	COLLINS, TYLER	3475	210707	82.30
5060-451	GILLOTT, JASON F	3903	210708	275.42
5060-451	HACK, COURTNEY L	3892	210709	129.55
5060-451	JOYCE, JOHN E	3065	210710	314.82
5060-451	KOOP, KENNETH P	3893	210711	127.70
5060-451	LOZANO-CADENA, MANUEL	3721	210712	188.29
5060-451	LOZANO-HERNANDEZ, DEYANIRA	3452	210713	246.77
5060-451	MADERA, PEDRO A	3096	210714	578.12
5060-451	ROSER, BRADY D	3887	210715	350.86
5060-451	SAAVEDRA, BIANCA D	3385	210716	184.93
5060-451	SAYAFI, MOHAMAD A	3889	210717	251.02
5060-451	TEETER, JEREMIAH A	2639	210718	193.93
6200-455	BREWER, RENEE A	1807	210719	327.78
6200-455	LAUDER, AMY E	3929	210720	210.53
6200-455	MORIARTY, ANNE M	3023	210721	327.78
6200-455	PIMENTEL, YADHIRA	3974	210722	251.01
6804-441	CRAM, BRUCE A	3331	210723	1,290.94
6804-441	GOWER, MITCHELL A	2283	210724	1,221.94
6804-441	STEVENS, KERRY R	2271	210725	1,513.94
Total Checks -			94	53,674.40