





**Supporting Material:** Register book of demands and warrants.


**Prepared By:** Janet Busse, Office Supervisor

**Reviewed By:**   
\_\_\_\_\_  
(City Manager)

Date: 11/8/11

  
\_\_\_\_\_  
(District Attorney)

Date: 11/8/11

  
\_\_\_\_\_  
(Finance Director)

Date: 11/8/11

**Board Action Taken:**

Motion: \_\_\_\_\_

- 1) \_\_\_\_\_
- 2) \_\_\_\_\_

Aye/Nay  
\_\_\_\_\_  
\_\_\_\_\_  
\_\_\_\_\_  
\_\_\_\_\_

\_\_\_\_\_  
(Vote Recorded By)

CHECK NUMBER	CHECK DATE	VENDOR NUMBER	VENDOR NAME	CHECK AMOUNT
318207	10 21 2011	525	AT&T	232.59
318086	10 14 2011	300450	CAL-1 SERVICES INC.	449.08
318279	10 21 2011	13960	GEOCON CONSULTANTS INC.	13,393.56
318546	11 4 2011	14845	A & K EARTH MOVERS INC	278,262.09
318410	10 28 2011	100590	A-L SIERRA WELDING PRODUCTS INC	439.80
318547	11 4 2011	100590	A-L SIERRA WELDING PRODUCTS INC	39.80
318195	10 21 2011	100441	ABC FIRE & CYLINDER SERVICE	652.00
318196	10 21 2011	100440	ABC HEATING & SHEET METAL	874.00
318411	10 28 2011	15860	ADPI	8,207.25
318412	10 28 2011	100993	ADVANCED DATA SYSTEMS INC.	9,800.00
318413	10 28 2011	1300	AERATOR SOLUTIONS	891.00
318197	10 21 2011	15970	AKERMAN SENTERFIT	6,000.00
318198	10 21 2011	14539	ALBERTSON, GARY	225.00
318414	10 28 2011	2664151	ALERTIFY WIRELESS SOLUTIONS LLC	2,000.00
318199	10 21 2011	2664301	ALLIANCEONE	650.00
318074	10 14 2011	1915	ALLIED UNIFORM SALES	281.43
318090	10 14 2011	11508	ALLISON, CATHLEEN	300.00
318415	10 28 2011	13468	ALTEC INDUSTRIES INC.	7,855.11
318549	11 4 2011	1439	AMERICAN ARBITRATION ASSOC. INC.	162.50
318200	10 21 2011	102725	AMERICAN FAMILY LIFE ASSURANCE	354.08
318550	11 4 2011	102725	AMERICAN FAMILY LIFE ASSURANCE	354.08
318201	10 21 2011	2663716	AMERICAN SOCIETY OF COMPOSERS,	620.25
318416	10 28 2011	2664862	AMPLITUDE LLC	1,904.00
318075	10 14 2011	3140	ANASTASSATOS, GEORGE	500.00
318551	11 4 2011	3140	ANASTASSATOS, GEORGE	1,875.00
318202	10 21 2011	2664755	ANAYA, EDGAR	120.00
318076	10 14 2011	99998	ANGIE SALDANA	25.00
318417	10 28 2011	2664525	ANIMAL DISEASE & FOOD SAFETY LAB	300.00
318077	10 14 2011	99998	ANNETTE MIRANDA	25.00
318552	11 4 2011	999912	ANTHEM OVERPAYMENT RECOVERY	527.71
318553	11 4 2011	99995	ANTONIA, CASTANEDA	149.77
318203	10 21 2011	104730	APEX PRODUCTS INC.	692.15
318078	10 14 2011	104850	ARAMARK UNIFORM SERVICES	56.60
318418	10 28 2011	104850	ARAMARK UNIFORM SERVICES	307.80
318554	11 4 2011	104850	ARAMARK UNIFORM SERVICES	.00
318555	11 4 2011	104850	ARAMARK UNIFORM SERVICES	1,543.44
318079	10 14 2011	2664445	ARC HEALTH AND WELLNESS	1,089.31
318204	10 21 2011	2664445	ARC HEALTH AND WELLNESS	1,715.82
318419	10 28 2011	2664445	ARC HEALTH AND WELLNESS	37.83
318420	10 28 2011	2663976	ARMAC CONSTRUCTION LLC	10,033.55
318556	11 4 2011	2664675	ARMSTRONG TEASDALE LLP	3,416.19
318205	10 21 2011	99995	ARSIAGA, JUDY A	256.44
318421	10 28 2011	2664858	AT & T	4,832.18
318080	10 14 2011	1402795	AT&T	.00
318081	10 14 2011	1402795	AT&T	4,695.77
318208	10 21 2011	1402795	AT&T	.00
318209	10 21 2011	1402795	AT&T	.00
318210	10 21 2011	1402795	AT&T	5,857.78
318422	10 28 2011	1402795	AT&T	3,391.91

CHECK NUMBER	CHECK DATE	VENDOR NUMBER	VENDOR NAME	CHECK AMOUNT
318425	10 28 2011	2664769	AT&T	877.41
318557	11 4 2011	1402795	AT&T	5,854.96
318211	10 21 2011	15998	AT&T ADVERTISING SOLUTIONS	120.40
318558	11 4 2011	15998	AT&T ADVERTISING SOLUTIONS	60.80
318212	10 21 2011	15615	AT&T MOBILITY #287022577661	95.72
318082	10 14 2011	2664544	AT&T MOBILITY #828431425	117.41
318423	10 28 2011	2664055	AT&T ONENET SERVICE	.00
318424	10 28 2011	2664055	AT&T ONENET SERVICE	44.38
318426	10 28 2011	2664678	ATKINS NORTH AMERICA INC	20,871.02
318559	11 4 2011	99995	AUNKST, MIA GLORIA	9.02
318427	10 28 2011	15595	AUTUMN FUNERALS & CREMATIONS	550.00
318214	10 21 2011	1361	BAKER, SCOTT	102.00
1000125	10 26 2011	12086	BANK OF AMERICA	463,526.38
318215	10 21 2011	2663469	BATES, MIKE	325.00
318428	10 28 2011	2664825	BDA ARCHITECTURE PC	3,310.45
318560	11 4 2011	99995	BEGLIN, FRANK	252.00
318216	10 21 2011	2664182	BEHAVIOR INTERVENTION LLC	2,240.00
318217	10 21 2011	2664756	BELCHER, KRISTYL	110.00
318218	10 21 2011	15505	BELLA LAGO VILLAGE LLC	500.00
318561	11 4 2011	15505	BELLA LAGO VILLAGE LLC	275.00
318219	10 21 2011	15144	BELT, KIM	100.46
318562	11 4 2011	14665	BENT MANUFACTURING COMPANY	4,267.93
318083	10 14 2011	2663341	BERGENHEIER, ELAINE	76.15
318220	10 21 2011	2663341	BERGENHEIER, ELAINE	76.15
318429	10 28 2011	999915	BEST PAWN	100.00
318221	10 21 2011	15963	BHC CONSULTANTS LLC	9,927.17
318222	10 21 2011	2664317	BI-STATE PROPANE	796.71
318223	10 21 2011	2937	BIANCHI, BEN	100.00
318563	11 4 2011	2664183	BIELAT M.A.MFT, KELLY	1,560.00
318224	10 21 2011	14672	BIMBO BAKERIES USA	432.00
318564	11 4 2011	15894	BLACK & VEATCH CORPORATION	17,331.15
318565	11 4 2011	204720	BOB BARKER CO. INC.	533.46
318225	10 21 2011	2664757	BOYER, DANIEL	230.00
318085	10 14 2011	2664363	BRIGGS, PATRICIA	708.00
318226	10 21 2011	9255	BRINSON, BETTY	450.00
318227	10 21 2011	2663688	BROD, JANICE	153.00
318228	10 21 2011	7995	BROOKS, WILLIAM MURRAY	4,218.00
318566	11 4 2011	11618	BRUNO, JOE	301.55
318567	11 4 2011	999913	BRUNO'S BOXING CLUB, USA BOXING	250.00
318229	10 21 2011	2663968	BURNHAM, TERENCE	310.00
318568	11 4 2011	2664475	CAMPBELL CONSTRUCTION CO INC	11.50
318230	10 21 2011	2663868	CANNIZZARO, MATTHEW	100.00
318569	11 4 2011	2664509	CANNON COCHRAN MNGMT SERVICES INC	33,750.00
318431	10 28 2011	5533	CANYON CREEK CONSTRUCTION INC.	2,654.86
318570	11 4 2011	2664673	CAPITAL CITY COUNSELING	50.00
318231	10 21 2011	301600	CAPITAL GLASS INC.	267.00
318232	10 21 2011	7478	CAPITOL CITY CREMATION & BURIAL	550.00
318571	11 4 2011	7478	CAPITOL CITY CREMATION & BURIAL	550.00
318432	10 28 2011	999915	CAPITOL CITY LOAN	100.00

CHECK NUMBER	CHECK DATE	VENDOR NUMBER	VENDOR NAME	CHECK AMOUNT
318433	10 28 2011	302300	CAPITOL REPORTERS	1,020.65
318233	10 21 2011	16011	CARDINAL HEALTH	111.48
318572	11 4 2011	13411	CAROLLO ENGINEERS	18,176.07
318573	11 4 2011	2663777	CARSON CITY ARTS & CULTURE	150.00
318087	10 14 2011	303440	CARSON CITY CONVENTION	1,945.17
318234	10 21 2011	303440	CARSON CITY CONVENTION	50,000.00
318235	10 21 2011	6	CARSON CITY DEPUTY SHERIFF'S	1,836.67
318575	11 4 2011	6	CARSON CITY DEPUTY SHERIFF'S	1,867.80
318236	10 21 2011	4	CARSON CITY EMPLOYEES ASSN.	1,605.50
318576	11 4 2011	4	CARSON CITY EMPLOYEES ASSN.	1,596.00
318577	11 4 2011	2663765	CARSON CITY FIRE DEPT	1,105.00
318237	10 21 2011	6609	CARSON CITY FIRE DEPT.	60.00
318578	11 4 2011	6609	CARSON CITY FIRE DEPT.	60.00
318238	10 21 2011	5	CARSON CITY FIRE FIGHTERS ASSN.	2,729.50
318579	11 4 2011	5	CARSON CITY FIRE FIGHTERS ASSN.	2,729.50
318434	10 28 2011	10998	CARSON CITY INN	775.00
318580	11 4 2011	10998	CARSON CITY INN	27.50
318239	10 21 2011	304100	CARSON CITY LOCKSMITH INC.	17.20
318088	10 14 2011	304450	CARSON CITY SENIOR CITIZENS CENTER	268.95
318240	10 21 2011	304450	CARSON CITY SENIOR CITIZENS CENTER	25,000.00
318241	10 21 2011	12	CARSON CITY SHERIFF'S	600.00
318581	11 4 2011	12	CARSON CITY SHERIFF'S	600.00
318242	10 21 2011	14771	CARSON CITY SHERIFFS OFFICE	22,822.02
318435	10 28 2011	999915	CARSON JEWELRY AND LOAN	25.00
318436	10 28 2011	11577	CARSON MEDIATION CENTER	975.00
318243	10 21 2011	999915	CARSON NUGGET	50.00
318437	10 28 2011	999915	CARSON NUGGET	50.00
318582	11 4 2011	10756	CARSON TAHOE PATHOLOGY	28.00
318438	10 28 2011	2664008	CARSON TAHOE REGIONAL HEALTHCARE	72.00
318583	11 4 2011	13715	CARSON TAHOE REGIONAL HEALTHCARE	359.00
318244	10 21 2011	13118	CARSON TAHOE REGIONAL MEDICAL CNTR	600.00
318245	10 21 2011	999915	CARSON TAHOE SPCA	50.00
318246	10 21 2011	307862	CARSON VALLEY OIL CO	168.00
318439	10 28 2011	307862	CARSON VALLEY OIL CO	9,628.31
318584	11 4 2011	307862	CARSON VALLEY OIL CO	2,834.23
318440	10 28 2011	307900	CARSON WATER SUB-CONSERVANCY DIST.	64,302.04
318585	11 4 2011	15536	CASE, JAMES	100.00
318089	10 14 2011	308610	CASHMAN EQUIPMENT COMPANY	774.00
318586	11 4 2011	308610	CASHMAN EQUIPMENT COMPANY	11,851.93
318472	10 28 2011	2664863	CASSANDRA JONES G.ESQ.	2,355.73
318247	10 21 2011	999915	CASTRO, VICTOR	250.00
318248	10 21 2011	7750	CCSO SPECIAL INVESTIGATIVE FUND	2,260.00
318249	10 21 2011	304626	CCSO TRAVEL IMPREST ACCOUNT	244.00
318587	11 4 2011	999912	CENTRAL LYON FIRE PROTECTION DIST.	447.07
318250	10 21 2011	2664463	CHANEY, JOSH	110.00
318091	10 14 2011	12033	CHARTER COMMUNICATIONS	283.70
318251	10 21 2011	12033	CHARTER COMMUNICATIONS	119.53
318441	10 28 2011	12033	CHARTER COMMUNICATIONS	10.68
318588	11 4 2011	12033	CHARTER COMMUNICATIONS	18.00

CHECK NUMBER	CHECK DATE	VENDOR NUMBER	VENDOR NAME	CHECK AMOUNT
318589	11 4 2011	13144	CHEMART	7,011.64
318092	10 14 2011	99998	CHERYL WARREN	25.00
318252	10 21 2011	14180	CHOUINARD & MYHRE INC.	1,428.00
318093	10 14 2011	99995	CHRISTENSEN-ARRAIZ, PAMELA	120.92
318084	10 14 2011	2664847	CHRISTOPHER BOWER	40.00
318253	10 21 2011	310600	CINDERLITE TRUCKING INC	371.13
318590	11 4 2011	12899	CLASSIC OPTION LLC.	1,000.00
318591	11 4 2011	15018	CLEMMENSEN, KARYN	93.80
318442	10 28 2011	2663842	CLINICAL PHARMACY CONSULTANTS INC	180.00
318254	10 21 2011	2664745	COMMERCIAL PUMP SERVICE INC	9,645.91
318094	10 14 2011	2547	COMMUNITY COUNSELING CENTER	100.00
318255	10 21 2011	2547	COMMUNITY COUNSELING CENTER	7,049.53
318443	10 28 2011	2547	COMMUNITY COUNSELING CENTER	5,548.00
318592	11 4 2011	2547	COMMUNITY COUNSELING CENTER	4,837.79
318256	10 21 2011	15638	COMPUTER ARTISTRY	3,282.50
318095	10 14 2011	4652	CONCENTRA MEDICAL CENTERS INC.	119.50
318257	10 21 2011	2663874	CONSTRUCTION MATERIALS ENGINEERS	2,747.00
318258	10 21 2011	8826	CONSTRUCTION SEALANTS SUPPLY INC	23,398.80
318593	11 4 2011	8377	CONTRI CONSTRUCTION COMPANY	1,693,601.85
318096	10 14 2011	11375	COSTCO WHOLESALE	887.12
318259	10 21 2011	11375	COSTCO WHOLESALE	305.15
318444	10 28 2011	11375	COSTCO WHOLESALE	868.95
318594	11 4 2011	11375	COSTCO WHOLESALE	286.93
318260	10 21 2011	2664788	COURNEYA, AMY	466.66
318097	10 14 2011	99998	COURTNEY ELMORE	25.00
318261	10 21 2011	99995	CRANCH, BRYCE	66.95
318263	10 21 2011	1403785	CRIMINAL HISTORY REPOSITORY	1,932.00
318098	10 14 2011	999911	CRUISE MEDIA	117.86
318595	11 4 2011	15341	CRUZ CONSTRUCTION COMPANY INC	500.00
318213	10 21 2011	2664850	CURTIS BAKER	55.50
318264	10 21 2011	15132	DAGDAGAN, HOMER	260.00
318265	10 21 2011	13796	DANCE SPIRIT	45.00
318596	11 4 2011	999912	DANIEL PEREZ	16.44
318445	10 28 2011	2663633	DATA FLOW	578.74
318099	10 14 2011	8568	DATA GRAPHICS	558.00
318100	10 14 2011	99998	DAVID MAIRE	25.00
318446	10 28 2011	2664786	DE LAGE LANDEN	59.64
318597	11 4 2011	2664786	DE LAGE LANDEN	99.90
318598	11 4 2011	1909420	DEPT OF CORRECTIONS-INMATE SERVICES	2,037.75
318455	10 28 2011	6033	DEPT OF INFORMATION TECHNOLOGY	332.22
318101	10 14 2011	15433	DEPT OF INTERIOR-USGS	36,037.50
318447	10 28 2011	1909350	DEPT OF MINERALS	136.00
318266	10 21 2011	999915	DEPT OF MOTOR VEHICLES	149.00
318102	10 14 2011	15946	DEPT OF PUBLIC SAFETY	201.25
318103	10 14 2011	2664851	DEPT. OF HEALTH AND HUMAN SERVICES	216,975.00
318448	10 28 2011	4267	DEVALL, DEBBIE	308.80
318104	10 14 2011	99998	DIANN TRAJCEVSKI	25.00
318449	10 28 2011	999915	DIAZ, WILLIAM	424.58
318105	10 14 2011	2664848	DIVISION OF INDUSTRIAL RELATIONS	2,550.08

CHECK NUMBER	CHECK DATE	VENDOR NUMBER	VENDOR NAME	CHECK AMOUNT
318106	10 14 2011	2664852	DIVISION OF PAROLE & PROBATION	22,020.00
318599	11 4 2011	8829	DKS ASSOCIATES	23,780.00
318267	10 21 2011	2664378	DONNAN, BRENDEN	210.00
318107	10 14 2011	15737	DOUGLAS COUNTY COMPTROLLER	2,179.01
318268	10 21 2011	402198	DOUGLAS COUNTY SHERIFF DEPT.	6,288.26
318108	10 14 2011	2664577	DOUGLAS COUNTY TREASURER	577,318.29
318269	10 21 2011	2664824	DROWN, JOHN	500.00
318450	10 28 2011	2664824	DROWN, JOHN	500.00
318430	10 28 2011	8047	DUSTIN BOOTHE	204.00
318600	11 4 2011	99992	EAN HOLDINGS	250.00
318451	10 28 2011	2663139	EASYPERMIT POSTAGE	217.42
318452	10 28 2011	2663067	ECO-DRY CARPET CLEANING	1,842.40
318601	11 4 2011	2664167	EDIBLE RENO-TAHOE	1,300.00
318602	11 4 2011	999912	ELIZABETH JACK	690.60
318453	10 28 2011	11415	ELY, KATHRYN	300.00
318454	10 28 2011	10840	ENNIS PAINT INC.	2,381.18
318456	10 28 2011	2664576	ENVIRONMENTAL COMPLIANCE RESOURCES	5,676.00
318109	10 14 2011	99998	ERIC RICHARDS	25.00
318469	10 28 2011	1001175	ERIK R. JOHNSON ESQ.	1,450.00
318633	11 4 2011	1001175	ERIK R. JOHNSON ESQ.	850.00
318457	10 28 2011	999915	ERVEN, CHRISTINE	100.00
318110	10 14 2011	999913	ESTRADA, RICARDO	385.00
318270	10 21 2011	999915	ESTRADA, RODERICK	100.00
318603	11 4 2011	2664028	F AND P CONSTRUCTION INC	24,995.00
318271	10 21 2011	15633	FAIR, EYVYNE	120.00
318272	10 21 2011	11819	FELLOWS, ROBERT	108.00
318604	11 4 2011	999911	FINE LINE BUILT	25.00
318458	10 28 2011	5260	FINEST FENCE LLC	10,015.00
318273	10 21 2011	2664368	FIRESIDE INVESTORS, LLC	9,099.40
318605	11 4 2011	99995	FIRST CENTENNIAL TITLE	28.45
318274	10 21 2011	1905365	FIRST CHOICE SERVICES	20.85
318459	10 28 2011	1905365	FIRST CHOICE SERVICES	55.85
318606	11 4 2011	1905365	FIRST CHOICE SERVICES	48.85
318607	11 4 2011	99995	FIRST PRESTON MANAGEMENT	48.09
318275	10 21 2011	2664595	FLOHR, GEORGE	400.00
318111	10 14 2011	15066	FLORENCE, MYLA	400.00
318276	10 21 2011	15066	FLORENCE, MYLA	200.00
318460	10 28 2011	15066	FLORENCE, MYLA	200.00
318608	11 4 2011	15066	FLORENCE, MYLA	200.00
318609	11 4 2011	3884	FOOD DISTRIBUTION PROGRAM	5.00
318610	11 4 2011	999911	FOODIES CATERING	15.21
318611	11 4 2011	999912	FRANKIE FINLAYSON	35.00
318277	10 21 2011	999915	FRITZ, DONALD	594.00
318112	10 14 2011	14557	FUTURE COMPUTER TECHNOLOGIES, INC	788.00
318278	10 21 2011	14557	FUTURE COMPUTER TECHNOLOGIES, INC	388.83
318113	10 14 2011	2664838	GARLAND/DBS, INC.	46,904.00
318280	10 21 2011	2664146	GEORGE, ANNA G.	134.12
318114	10 14 2011	99998	GINA CROOKS	25.00
318612	11 4 2011	2664515	GIS INFORMATION SYSTEMS INC	2,470.00

CHECK NUMBER	CHECK DATE	VENDOR NUMBER	VENDOR NAME	CHECK AMOUNT
318613	11 4 2011	2663213	GLOBAL FOOD INC	2,046.60
318282	10 21 2011	2663199	GLOBALSTAR USA	27.61
318283	10 21 2011	999915	GO WIRELESS	200.00
318461	10 28 2011	999915	GONZALEZ, VILMA	100.00
318614	11 4 2011	702900	GRAINGER	28.82
318284	10 21 2011	11218	GREAT BASIN INSTITUTE	7,095.84
318115	10 14 2011	999913	GREENYOUNG, KENT	50.00
318285	10 21 2011	14287	GUDMUNDSON, BLAKE	965.25
318615	11 4 2011	99995	H WESLEY BALL	19.88
318286	10 21 2011	14264	HARKLEROAD, JULIE	189.00
318116	10 14 2011	801100	HARRY'S BUSINESS MACHINES INC.	109.50
318462	10 28 2011	2664628	HAYNIE, KATHLEEN	119.32
318463	10 28 2011	3030	HDR INC.	113,412.80
318287	10 21 2011	2664758	HELLECKSON, MATT	1,030.00
318117	10 14 2011	2663044	HERNANDEZ-GODINEZ, ERNESTO	1,504.00
318616	11 4 2011	11071	HIGH DESERT MICROIMAGING INC.	229.45
318464	10 28 2011	999913	HOWARD, DESIREE	5.00
318288	10 21 2011	15572	HR SIMPLIFIED	676.80
318289	10 21 2011	2664027	IACOBELLIS, RAY	165.00
318118	10 14 2011	9501	IKON OFFICE SOLUTIONS	1,270.87
318119	10 14 2011	16004	IKON OFFICE SOLUTIONS	75.00
318290	10 21 2011	9501	IKON OFFICE SOLUTIONS	681.30
318465	10 28 2011	9501	IKON OFFICE SOLUTIONS	1,389.00
318617	11 4 2011	9501	IKON OFFICE SOLUTIONS	450.02
318618	11 4 2011	16004	IKON OFFICE SOLUTIONS	693.73
318466	10 28 2011	2664795	IMAGE QUEST CONSULTING	600.00
318619	11 4 2011	3789	IMPERIAL APARTMENTS	475.00
318467	10 28 2011	7067	INDUSTRIAL SERVICES	295.00
318291	10 21 2011	2664725	INLINE BARRICADES & METAL PRODUCTS	3,100.00
318292	10 21 2011	9742	INPUT SYSTEMS INC.	1,445.22
318620	11 4 2011	2663516	INTEGRA TELECOM	.00
318621	11 4 2011	2663516	INTEGRA TELECOM	.00
318622	11 4 2011	2663516	INTEGRA TELECOM	.00
318623	11 4 2011	2663516	INTEGRA TELECOM	.00
318624	11 4 2011	2663516	INTEGRA TELECOM	.00
318625	11 4 2011	2663516	INTEGRA TELECOM	.00
318626	11 4 2011	2663516	INTEGRA TELECOM	.00
318627	11 4 2011	2663516	INTEGRA TELECOM	.00
318628	11 4 2011	2663516	INTEGRA TELECOM	.00
318629	11 4 2011	2663516	INTEGRA TELECOM	.00
318630	11 4 2011	2663516	INTEGRA TELECOM	.00
318293	10 21 2011	6663	INTEGRITY FIRE PROTECTION SERVICES	1,924.89
318631	11 4 2011	8274	INTERMOUNTAIN SLURRY SEAL INC	341.50
318468	10 28 2011	2664860	INTRADO INC	2.76
318294	10 21 2011	15275	IRWIN, MARK	1,500.00
318632	11 4 2011	2664866	J. HUBER & ASSOCIATES	9.59
318574	11 4 2011	10049	JAC	500.00
318120	10 14 2011	99998	JAMES SAYRE	160.00
318121	10 14 2011	99998	JANINE GRUND	25.00
				25.00



CHECK NUMBER	CHECK DATE	VENDOR NUMBER	VENDOR NAME	CHECK AMOUNT
318154	10 14 2011	10018	OFFICE DEPOT INC.	115.08
318155	10 14 2011	2664414	ON POINT TRANSLATIONS LLC	157.83
318505	10 28 2011	15582	OUTBACK UPHOLSTERY	380.00
318672	11 4 2011	15582	OUTBACK UPHOLSTERY	90.00
318337	10 21 2011	14784	OWEN BROTHERS PUMP	8,875.54
318338	10 21 2011	2664464	PASSALACQUA, STEVEN	1,130.00
318156	10 14 2011	99998	PAUL FABER	25.00
318339	10 21 2011	999916	PEAVINE CONSTRUCTION	11.67
318340	10 21 2011	2664762	PENDRAGON, BRUCE	200.00
318157	10 14 2011	2663284	PETERBILT TRUCK PARTS & EQUIP. LLC	679.56
318507	10 28 2011	2663284	PETERBILT TRUCK PARTS & EQUIP. LLC	2,992.15
318673	11 4 2011	2663284	PETERBILT TRUCK PARTS & EQUIP. LLC	324.52
318341	10 21 2011	3383	PETTY CASH/DAN NEVIN	75.14
318508	10 28 2011	15207	PHYSICIAN SELECT MANAGEMENT	13,190.00
318674	11 4 2011	15207	PHYSICIAN SELECT MANAGEMENT	12,583.35
318342	10 21 2011	2900	PINTAR, SUSAN R., MD	1,950.00
318158	10 14 2011	11031	PIP PRINTING	97.40
318509	10 28 2011	1602505	PITNEY BOWES INC.	872.13
318510	10 28 2011	2664118	PITNEY BOWES PURCHASE POWER	689.94
318343	10 21 2011	2664763	PLATTSMIER, CHAD	400.00
318159	10 14 2011	1603500	PONDEROSA STAMP & ENGRAVING	149.40
318511	10 28 2011	1603500	PONDEROSA STAMP & ENGRAVING	219.55
318344	10 21 2011	7525	PRE-PAID LEGAL SERVICES INC.	165.60
318675	11 4 2011	7525	PRE-PAID LEGAL SERVICES INC.	165.60
318160	10 14 2011	99995	PREMIUM TITLE AGENCY INC	10.37
318506	10 28 2011	9805	PRINCIPAL DECISION SYSTEMS INTL.	14,194.00
318512	10 28 2011	15007	PROPERTY SPECIALISTS INC	4,641.90
318345	10 21 2011	13736	PUBLIC EMPLOYEE'S BENEFITS PROGRAM	44,305.36
318346	10 21 2011	1604820	PUBLIC EMPLOYEES RETIREMENT SYSTEM	382.84
318676	11 4 2011	1604820	PUBLIC EMPLOYEES RETIREMENT SYSTEM	382.84
318347	10 21 2011	1074	Q & D CONSTRUCTION, INC	111,555.00
318677	11 4 2011	1074	Q & D CONSTRUCTION, INC	35.96
318161	10 14 2011	12700	RAPID CONSTRUCTION INC.	30,663.00
318162	10 14 2011	99995	RASNER, TERRY	13.42
318348	10 21 2011	99995	RASNER, TERRY	47.77
318678	11 4 2011	99995	RASNER, TERRY	37.48
318349	10 21 2011	2664279	RAY MORGAN COMPANY	632.09
318350	10 21 2011	1801555	REDWOOD TOXICOLOGY LAB INC	1,275.00
318351	10 21 2011	6845	REESE, RICHARD R.	245.00
318513	10 28 2011	6845	REESE, RICHARD R.	490.00
318679	11 4 2011	6845	REESE, RICHARD R.	505.00
318680	11 4 2011	7638	REGIONAL TRANSPORTATION COMM.	5,523.00
318514	10 28 2011	11658	RESERVE ACCOUNT	2,500.00
318681	11 4 2011	2664175	RESERVE ACCOUNT	600.00
318352	10 21 2011	1802250	RESOURCE CONCEPTS INC.	16,610.07
318515	10 28 2011	1802250	RESOURCE CONCEPTS INC.	1,528.75
318682	11 4 2011	2664532	REYNA, JOE	57.00
318353	10 21 2011	13065	RITE OF PASSAGE, ATCS	2,457.00
318354	10 21 2011	2664770	RITTER CONSULTING ASSOCIATES INC	5,100.00

CHECK NUMBER	CHECK DATE	VENDOR NUMBER	VENDOR NAME	CHECK AMOUNT
318683	11 4 2011	2664643	ROBERTS DVM, KATHERINE	1,250.00
318355	10 21 2011	2664764	ROBINSON, MIKE	550.00
318516	10 28 2011	999915	RODRIGUEZ, JOSE	20.00
318684	11 4 2011	99995	RODRIGUEZ, JOSE A	37.00
318517	10 28 2011	2663763	RON WEBB AUTOMOTIVE SPECIALTIES	285.81
318685	11 4 2011	2663763	RON WEBB AUTOMOTIVE SPECIALTIES	17.00
318518	10 28 2011	445004	RON WOOD FAMILY RESOURCE CENTER	8,463.03
318163	10 14 2011	1803325	RON'S REFRIGERATION INC.	267.80
318686	11 4 2011	1803325	RON'S REFRIGERATION INC.	223.00
318519	10 28 2011	2664343	ROUTEMATCH SOFTWARE INC	4,235.00
318356	10 21 2011	6899	ROWE & HALES ATTORNEYS AT LAW	7,625.00
318520	10 28 2011	2664527	RSVP HOME COMPANION RESPITE	6,067.72
318471	10 28 2011	2664729	RYAN JOHNSTON	601.25
318634	11 4 2011	2664729	RYAN JOHNSTON	130.00
318404	10 21 2011	2664853	SABRINA WHEELER	26.00
318357	10 21 2011	2663867	SAKAMOTO, CURTIS	250.00
318164	10 14 2011	99995	SAMANTHA PARTNERS LLC	7.94
318687	11 4 2011	1900800	SANI-HUT CO. INC.	50.00
318358	10 21 2011	999915	SCARLETT, GUY	40.00
318165	10 14 2011	15639	SCHUELLER, LORA	174.30
318359	10 21 2011	999915	SEDGWICK SMS	100.00
318521	10 28 2011	1902652	SENATOR APARTMENTS LLC	146.66
318688	11 4 2011	1902652	SENATOR APARTMENTS LLC	495.00
318166	10 14 2011	99998	SHAWN DEVITA	25.00
318167	10 14 2011	13807	SHRED-IT RENO	65.00
318360	10 21 2011	13807	SHRED-IT RENO	28.00
318689	11 4 2011	13807	SHRED-IT RENO	16.00
318168	10 14 2011	1903800	SIERRA CHEMICAL COMPANY	4,720.44
318522	10 28 2011	1903800	SIERRA CHEMICAL COMPANY	13,836.64
318169	10 14 2011	1904010	SIERRA ELECTRONICS	1,623.15
318523	10 28 2011	1904137	SIERRA FLOOR COVERING INC.	5,228.00
318690	11 4 2011	12979	SIERRA NEVADA CONSTRUCTION, INC.	466,544.04
318691	11 4 2011	7653	SIERRA NEVADA EQUIPMENT	6,457.50
318170	10 14 2011	10550	SIERRA NEVADA MEDIA GROUP	364.40
318361	10 21 2011	10550	SIERRA NEVADA MEDIA GROUP	1,132.20
318692	11 4 2011	10550	SIERRA NEVADA MEDIA GROUP	870.00
318362	10 21 2011	7513	SILVER STATE BARRICADE & SIGN, INC.	84.86
318693	11 4 2011	1905375	SILVER STATE INDUSTRIES	214.50
318171	10 14 2011	7186	SKIDMORE PHD., SHERI	600.00
318363	10 21 2011	7186	SKIDMORE PHD., SHERI	400.00
318694	11 4 2011	7186	SKIDMORE PHD., SHERI	200.00
318695	11 4 2011	99995	SMITH, CHARLES E	175.00
318364	10 21 2011	2664562	SMITHSON, KEN	128.00
318172	10 14 2011	2664362	SNYDER, TERRI	708.00
318696	11 4 2011	1907302	SOUTHWEST GAS CORP	62.94
318173	10 14 2011	1907300	SOUTHWEST GAS CORP.	2,125.31
318365	10 21 2011	1907301	SOUTHWEST GAS CORP.	41.54
318524	10 28 2011	1907300	SOUTHWEST GAS CORP.	.00
318525	10 28 2011	1907300	SOUTHWEST GAS CORP.	.00

CHECK NUMBER	CHECK DATE	VENDOR NUMBER	VENDOR NAME	CHECK AMOUNT
318714	11 4 2011	2664365	TITAN ELECTRICAL CONTRACTING	5,900.00
318715	11 4 2011	14290	TOREY'S HOUSE LLC	4,842.90
318379	10 21 2011	2664402	TORRES, FRANCISCO	570.00
318380	10 21 2011	2664534	TORRES, RICHARD	120.00
318381	10 21 2011	14196	TOWN OF MINDEN	45,509.77
318206	10 21 2011	13663	TRACY ASHTON	224.52
318382	10 21 2011	2664495	TRAVELERS	19,436.00
318534	10 28 2011	6513	TRI-STATE SURVEYING LTD.	1,322.50
318383	10 21 2011	999915	TUTTLE, JOSH	100.00
318384	10 21 2011	2100940	UNISOURCE WORLDWIDE INC	148.35
318535	10 28 2011	2100940	UNISOURCE WORLDWIDE INC	1,563.95
318536	10 28 2011	5522	UNITED PARCEL SERVICE	347.14
318385	10 21 2011	9222	UNITED STATES LIFE INSURANCE	464.17
318185	10 14 2011	2101543	UNIVERSITY HEIGHTS LLC	1,165.00
318386	10 21 2011	2101543	UNIVERSITY HEIGHTS LLC	440.00
318716	11 4 2011	2101543	UNIVERSITY HEIGHTS LLC	440.00
318537	10 28 2011	8883	V & C CONSTRUCTION, INC.	12,015.00
318387	10 21 2011	2664428	V&A CONSULTING ENGINEERS	3,811.40
318717	11 4 2011	999912	VA MEDICAL CENTER	190.17
318388	10 21 2011	2664857	VALMONT INDUSTRIES	5,361.50
318538	10 28 2011	2664857	VALMONT INDUSTRIES	4,692.00
318186	10 14 2011	2200964	VANCE, JERRY	465.60
318389	10 21 2011	2664573	VERIZON WIRELESS	131.31
318390	10 21 2011	8355	VIRGINIA & TRUCKEE RAILROAD CO	34,484.08
318187	10 14 2011	14817	VISION INTERNET PROVIDERS INC.	1,200.00
318391	10 21 2011	9312	WALKER & ASSOCIATES	3,625.00
318392	10 21 2011	9825	WALLIN, SANDY	192.66
318393	10 21 2011	2301280	WASHOE COUNTY CORONER	.00
318394	10 21 2011	2301280	WASHOE COUNTY CORONER	.00
318395	10 21 2011	2301280	WASHOE COUNTY CORONER	9,144.00
318396	10 21 2011	13525	WASHOE COUNTY DISTRICT ATTORNEY	325.00
318397	10 21 2011	1358	WASHOE COUNTY SHERIFF'S OFFICE	18,895.00
318539	10 28 2011	1358	WASHOE COUNTY SHERIFF'S OFFICE	265.00
318398	10 21 2011	3628	WATERS VACUUM TRUCK SERVICE INC.	450.00
318399	10 21 2011	15660	WATSON ROUNDS	19,131.61
318400	10 21 2011	2663832	WEBSTER MSCP, SHIRLEY A	225.00
318718	11 4 2011	2663832	WEBSTER MSCP, SHIRLEY A	150.00
318188	10 14 2011	99998	WEDNESDAY SMITH	25.00
318401	10 21 2011	15612	WELLINGTON BOOKKEEPING SERVICE	2,163.00
318189	10 14 2011	15651	WELLS FARGO INSURANCE SERVICES USA	275.00
318190	10 14 2011	15573	WESTERN ENERGETIX LLC	10,760.53
318540	10 28 2011	15573	WESTERN ENERGETIX LLC	6,526.32
318719	11 4 2011	15573	WESTERN ENERGETIX LLC	8,183.39
318402	10 21 2011	2596	WESTERN INSURANCE SPECIALTIES,	314.53
318720	11 4 2011	2596	WESTERN INSURANCE SPECIALTIES,	4,843.62
318403	10 21 2011	2303400	WESTERN NEVADA SUPPLY CO.	324.69
318541	10 28 2011	2303400	WESTERN NEVADA SUPPLY CO.	2,577.27
318721	11 4 2011	2303400	WESTERN NEVADA SUPPLY CO.	.00
318722	11 4 2011	2303400	WESTERN NEVADA SUPPLY CO.	3,548.78

CHECK NUMBER	CHECK DATE	VENDOR NUMBER	VENDOR NAME	CHECK AMOUNT
318405	10 21 2011	2664405	WHITEHEAD, JUSTIN	190.00
318406	10 21 2011	99995	WIGGINS, JOSEPH	8.01
318407	10 21 2011	2664046	WILDE, SCOTT	510.00
318542	10 28 2011	2663828	WILKINSON, JOHN	56.48
318191	10 14 2011	8699	WINSTON ASSOCIATES	3,697.50
318723	11 4 2011	8699	WINSTON ASSOCIATES	4,171.82
318724	11 4 2011	2664864	WOMEN'S HEALTH CARE CLINIC	100.00
318192	10 14 2011	6705	YOUNG PHD., TED W.	800.00
318543	10 28 2011	2600175	ZEE MEDICAL INC.	68.86

FINAL TOTALS  
TOTAL  
COUNT 646

5,876,701.16

\* \* \* E N D O F R E P O R T \* \* \*

11/09/11 07:32:03

GMBA Wire Transfers  
Date Range: 10/12/11 - 11/08/11

Query: GMWIRETRAN

PAGE 1

TRANS TYPE	DESCRIPTION 1	DESCRIPTION 2	TRANS DATE	DOCUMENT NUMBER	DEBIT AMOUNT	CREDIT AMOUNT
WT	ASSOC RISK W/C 10/2011	BH/DD	10 27 2011	ASSOCRISK	5,657.25	.00
WT	BONDS/COUPONS WIRE TRF	DD/DD	11 2 2011	111	102,612.50	.00
WT	BONDS/COUPONS WIRE TRF	DD/DD	11 2 2011	111	18,412.50	.00
WT	BONDS/COUPONS WIRE TRF	DD/DD	11 2 2011	111	17,821.88	.00
WT	BONDS/COUPONS WIRE TRF	DD/DD	11 2 2011	111	255,000.00	.00
WT	BONDS/COUPONS WIRE TRF	DD/DD	11 2 2011	111	68,546.88	.00
WT	BONDS/COUPONS WIRE TRF	DD/DD	11 2 2011	111	170,000.00	.00
WT	BONDS/COUPONS WIRE TRF	DD/DD	11 2 2011	111	788.51	.00
WT	BONDS/COUPONS WIRE TRF	DD/DD	11 2 2011	111	8,701.83	.00
WT	BONDS/COUPONS WIRE TRF	DD/DD	11 2 2011	111	140,000.00	.00
WT	BONDS/COUPONS WIRE TRF	DD/DD	11 2 2011	111	40,147.50	.00
WT	BONDS/COUPONS WIRE TRF	DD/DD	11 2 2011	111	255,000.00	.00
WT	BONDS/COUPONS WIRE TRF	DD/DD	11 2 2011	111	37,372.50	.00
WT	BONDS/COUPONS WIRE TRF	DD/DD	11 2 2011	111	235,000.00	.00
WT	BONDS/COUPONS WIRE TRF	DD/DD	11 2 2011	111	135,000.00	.00
WT	CCMSI FUNDING FOR SLOAN	BH/DD	10 24 2011	CCMSISLOAN	18,011.74	.00
WT	CCMSI 09/11 W/C CLAIMS	BH/DD	10 18 2011	CCMSI	21,240.08	.00
WT	CONTROLLER WIRE TRF 9/11	DD/DD	10 24 2011	CONTROLLER	635.00	.00
WT	CONTROLLER WIRE TRF 9/11	DD/DD	10 24 2011	CONTROLLER	11,120.00	.00
WT	CONTROLLER WIRE TRF 9/11	DD/DD	10 24 2011	CONTROLLER	11,524.50	.00
WT	CONTROLLER WIRE TRF 9/11	DD/DD	10 24 2011	CONTROLLER	40.00	.00
WT	CONTROLLER WIRE TRF 9/11	DD/DD	10 24 2011	CONTROLLER	20.00	.00
WT	CONTROLLER WIRE TRF 9/11	DD/DD	10 24 2011	CONTROLLER	1,050.00	.00
WT	CONTROLLER WIRE TRF 9/11	DD/DD	10 24 2011	CONTROLLER	833.00	.00
WT	CONTROLLER WIRE TRF 9/11	DD/DD	10 24 2011	CONTROLLER	26,311.50	.00
WT	CONTROLLER WIRE TRF 9/11	DD/DD	10 24 2011	CONTROLLER	7,426.44	.00
WT	CONTROLLER WIRE TRF 9/11	DD/DD	10 24 2011	CONTROLLER	5,236.00	.00
WT	CONTROLLER WIRE TRF 9/11	DD/DD	10 24 2011	CONTROLLER	123.00	.00
WT	CONTROLLER WIRE TRF 9/11	DD/DD	10 24 2011	CONTROLLER	320.00	.00
WT	CONTROLLER WIRE TRF 9/11	DD/DD	10 24 2011	CONTROLLER	1,275.00	.00
WT	CONTROLLER WIRE TRF 9/11	DD/DD	10 24 2011	CONTROLLER	2,058.00	.00
WT	CONTROLLER WIRE TRF 9/11	DD/DD	10 24 2011	CONTROLLER	395.00	.00
WT	FED GOVT GRANTS	BH/DD	10 27 2011	CCAIRPORT	663,280.00	.00
WT	FED TAX DEPOSIT PP#22	CM/DD	10 27 2011	FEDERAL	38,286.58	.00
WT	FED TAX DEPOSIT PP#22	CM/DD	10 27 2011	FEDERAL	170,594.01	.00
WT	FEDERAL TAX DEP PP#21	CM/DD	10 27 2011	FEDERAL	39,965.02	.00
WT	FEDERAL TAX DEP PP#21	CM/DD	10 27 2011	FEDERAL	181,833.25	.00
WT	FLEX SPENDING PP#21	BH/DD	10 18 2011	HRSIMPLIFI	5,863.08	.00
WT	FLEX SPENDING PP#22	BH/DD	10 31 2011	HRSIMPLIFI	2,933.68	.00
WT	HARTFORD WIRE TRF PP#21	CM/DD	10 27 2011	HARTFORD	9,765.43	.00
WT	HARTFORD WIRE TRF PP#21	CM/DD	10 27 2011	HARTFORD	31,331.99	.00
WT	HARTFORD WIRE TRF PP#21	CM/DD	10 27 2011	HARTFORD	3,703.18	.00
WT	HARTFORD WIRE TRF PP#21	CM/DD	10 27 2011	HARTFORD	1,946.15	.00
WT	HARTFORD WIRE TRF PP#22	CM/DD	10 27 2011	HARTFORD	3,454.55	.00
WT	HARTFORD WIRE TRF PP#22	CM/DD	10 27 2011	HARTFORD	1,446.15	.00
WT	HARTFORD WIRE TRF PP#22	CM/DD	10 27 2011	HARTFORD	9,665.43	.00
WT	HARTFORD WIRE TRF PP#22	CM/DD	10 27 2011	HARTFORD	30,706.99	.00
WT	ING WIRE TRF PP#21	CM/DD	10 27 2011	ING	500.00	.00
WT	ING WIRE TRF PP#21	CM/DD	10 27 2011	ING	2,144.62	.00

11/09/11 07:32:03

GMBA Wire Transfers  
Date Range: 10/12/11 - 11/08/11

Query: GMWIRETRAN

PAGE 2

TRANS TYPE	DESCRIPTION 1	DESCRIPTION 2	TRANS DATE	DOCUMENT NUMBER	DEBIT AMOUNT	CREDIT AMOUNT
WT	ING WIRE TRF PP#22	CM/DD	10 27 2011	ING	500.00	.00
WT	ING WIRE TRF PP#22	CM/DD	10 27 2011	ING	2,169.62	.00
WT	NV CHILD SUPPORT PP#21	CM/DD	10 27 2011	NVCHLDSUP	344.77	.00
WT	NV CHILD SUPPORT PP#21	CM/DD	10 27 2011	NVCHLDSUP	145.85	.00
WT	NV CHILD SUPPORT PP#21	CM/DD	10 27 2011	NVCHLDSUP	3,407.90	.00
WT	NV CHILD SUPPORT PP#22	CM/DD	10 27 2011	NVCHLDSUP	3,352.05	.00
WT	NV CHILD SUPPORT PP#22	CM/DD	10 27 2011	NVCHLDSUP	344.77	.00
WT	PERS WIRE TRF 09/2011	CM/DD	10 27 2011	PERS 0911	3,036.30	.00
WT	PERS WIRE TRF 09/2011	CM/DD	10 27 2011	PERS 0911	1,153,183.23	.00
WT	QTR ENDING 9/30/11 WIRE	DD/DD	10 24 2011	STATE TR	35,272.25	.00
WT	QTR ENDING 9/30/11 WIRE	DD/DD	10 24 2011	STATE TR	422.30	.00
WT	QTR ENDING 9/30/11 WIRE	DD/DD	10 24 2011	STATE TR	100,732.16	.00
WT	QTR ENDING 9/30/11 WIRE	DD/DD	10 24 2011	STATE TR	.90	.00
WT	QTR ENDING 9/30/11 WIRE	DD/DD	10 24 2011	STATE TR	.52	.00
WT	QTR ENDING 9/30/11 WIRE	DD/DD	10 24 2011	STATE TR	.92	.00
WT	QTR ENDING 9/30/11 WIRE	DD/DD	10 24 2011	STATE TR	2.57	.00
WT	QTR ENDING 9/30/11 WIRE	DD/DD	10 24 2011	STATE TR	152.82	.00
WT	QTR ENDING 9/30/11 WIRE	DD/DD	10 24 2011	STATE TR	1.48	.00
WT	QTR ENDING 9/30/11 WIRE	DD/DD	10 24 2011	STATE TR	22.58	.00
WT	QTR ENDING 9/30/11 WIRE	DD/DD	10 24 2011	STATE TR	58.02	.00
WT	QTR ENDING 9/30/11 WIRE	DD/DD	10 24 2011	STATE TR	6,926.74	.00
WT	QTR ENDING 9/30/11 WIRE	DD/DD	10 24 2011	STATE TR	218,913.55	.00
WT	QTR ENDING 9/30/11 WIRE	DD/DD	10 24 2011	STATE TR	1,860.00	.00
WT	QTR ENDING 9/30/11 WIRE	DD/DD	10 24 2011	STATE TR	1,103.00	.00
WT	QTR ENDING 9/30/11 WIRE	DD/DD	10 24 2011	STATE TR	110,562.40	.00
WT	QTR ENDING 9/30/11 WIRE	DD/DD	10 24 2011	STATE TR	3,904.00	.00
WT	QTR ENDING 9/30/11 WIRE	DD/DD	10 24 2011	STATE TR	780.00	.00
WT	QTR ENDING 9/30/11 WIRE	DD/DD	10 24 2011	STATE TR	1,497.99	.00
WT	QTR ENDING 9/30/11 WIRE	DD/DD	10 24 2011	STATE TR	23,193.33	.00
WT	QTR ENDING 9/30/11 WIRE	DD/DD	10 24 2011	STATE TR	333.49	.00
WT	QTR ENDING 9/30/11 WIRE	DD/DD	10 24 2011	STATE TR	4,505.23	.00
WT	QTR ENDING 9/30/11 WIRE	DD/DD	10 24 2011	STATE TR	11,931.99	.00
WT	QTR ENDING 9/30/11 WIRE	DD/DD	10 24 2011	STATE TR	1,072,336.56	.00
WT	SCHOOL WIRE TRF 09/2011	DD/DD	10 18 2011	SCHOOL0911	12,108.64	.00
WT	SCHOOL WIRE TRF 09/2011	DD/DD	10 18 2011	SCHOOL0911	18,807.24	.00
WT	SCHOOL WIRE TRF 09/2011	DD/DD	10 18 2011	SCHOOL0911	1,483,550.22	.00
WT	SCHOOL WIRE TRF 09/2011	DD/DD	10 18 2011	SCHOOL0911	65,317.32	.00
WT	SCHOOL WIRE TRF 09/2011	DD/DD	10 18 2011	SCHOOL0911	216.62	.00
WT	SCHOOL WIRE TRF 09/2011	DD/DD	10 18 2011	SCHOOL0911	41,329.59	.00
WT	WESTERN CLEARING INV 9/11	BH/DD	10 18 2011	WESTERNCLR	378.80	.00
WT	WESTERN CLEARING INV 9/11	BH/DD	10 18 2011	WESTERNCLR	666.30	.00
WT	09/11 CCSI W/C CLAIMS	BH/DD	10 18 2011	CCMSI	18,841.22	.00
Final Totals						
TOTAL					7,197,315.96	.00

\* \* \* END OF REPORT \* \* \*

Dept/Div Activity	Payee	Social Security	Direct Deposit Amount
100-411	ABOWD, KAREN L	3896	690.36
100-411	ALDEAN, SHELLY N	2466	749.44
100-411	CROWELL, ROBERT L	3625	1,022.55
100-411	MCKENNA, JOHN F	3882	761.03
100-411	WALT, MOLLY	3630	806.79
212-413	ARELLANO, LISA K	3907	150.23
212-413	HAHNE, LINDA B	3908	649.38
212-413	KING, KATHLEEN M	1541	1,818.14
212-413	MARZOLINE, DEBORAH	3897	1,872.04
212-413	PHELPS, ELIZABETH J	2894	1,036.94
212-413	WARREN, TAMAR S	3794	409.72
212-413	WELLS, CAROL S	3406	371.23
213-413	DURKEE, LINDA R	3102	1,179.85
213-413	GLOVER, ALAN	407	2,175.38
213-413	HOUSTON, ROBIN M	245	1,510.63
213-413	IDE, JERRY L	451	1,844.20
214-415	HANNER, DOLORES M	2384	573.63
214-415	MAXWELL, JO REITA	2626	422.63
214-415	STONE, JOHN M	1555	1,594.11
216-413	DELICH, JANE E	3093	260.52
216-413	MASTERSON, KARLA A	2574	357.64
216-413	MERRIWETHER, SUSAN J	1108	1,947.09
216-413	YASUMOTO, SYLVIA M	2705	1,104.88
300-413	DUQUE, CHARLINE A	3200	1,195.87
300-413	HUCK, ELIZABETH A	358	1,652.25
300-413	KRAMER, ALVIN P	652	2,807.13
300-413	KRAMER, LEAH M	3867	1,121.92
300-413	MANDEL, HEATHER V	2226	1,469.86
300-413	RAHM, FRANK C	198	1,753.97
400-413	ADAMS, KIMBERLY D	2007	1,426.56
400-413	CLARK, TIMOTHY J	3281	1,482.70
400-413	DAWLEY, DAVID	470	2,458.49
400-413	MACHADO, CARON P	2335	1,424.42
400-413	PRICE, RHONDA L	2822	557.17
400-413	SHANNON, KEN	622	1,959.63
400-413	WALKER, STEVEN M	1527	1,725.19
500-413	ADAMS, DANIEL M	3800	2,239.86
500-413	ANDERSON-HOWARD, KAJA C	3818	1,084.44
500-413	BELL, KATHERINE X	3972	1,128.43
500-413	BOLENBAKER, MICHAEL R	3820	2,110.36
500-413	CHRISTIANSSEN, KIMBERLY	664	1,798.22
500-413	FLETCHER-APPLEGA, TOMI J	3963	450.45
500-413	GARDNER, GERALD J	3300	3,838.31
500-413	HAYNES, FRANKEE P	3536	1,433.42
500-413	HERRING, ANNA C	3488	1,051.55
500-413	MACLELLAN, NATHAN D	3930	2,327.06
500-413	MADDEN, MARY M	2071	2,554.22
500-413	MENZEL, GINA M	255	1,667.20
500-413	MUNN, RANDAL R	3855	3,611.21
500-413	PORTER, MELANIE	3444	2,558.53
500-413	POWELL, VIRGINIA A	1714	1,567.17

Dept/Div Activity	Payee	Social Security	Direct Deposit Amount
500-413	RAMIREZ, RUDOLFO R	2849	2,484.82
500-413	ROMBARDO, NEIL A	1668	3,817.80
500-413	RUSSOM, TINA M	3871	2,221.55
500-413	SCULLY, MOREEN	3642	2,576.80
500-413	WHITSON, JANA L	3935	1,394.93
600-413	BANKS, LAURA A	3558	1,001.06
600-413	BUSSE, JANET L	482	1,662.08
600-413	ESKEW-HERRMANN, HEIDI M	2631	1,729.13
600-413	WERNER, LAWRENCE A	1959	3,804.28
701-415	ATKINSON, SALLY J	2707	531.72
701-415	DEVALL, DEBBIE	316	2,176.30
701-415	EVANS, SHANNON D	169	1,776.43
701-415	MCQUEARY, CHRISTINE V	3560	1,177.21
701-415	PAULSON, NANCY M	1524	2,250.91
701-415	PROVIDENTI, NICKOLAS A	343	2,961.02
701-415	RUSSELL, SHERI M	3934	2,428.55
704-415	MEYER, CECILIA A	3727	1,766.44
705-415	BRUKETTA, MELANIE	760	3,435.01
705-415	CAUHAPE, VALERIE	3899	1,637.24
705-415	PEACH, BARBARA A	3575	1,601.67
705-415	THOMAS, WILLIAM F	1837	1,570.45
706-415	SCHUELLER, LORA M	3048	1,605.70
706-415	TALLMAN, CARRIE H	3589	1,093.48
710-419	CALVAN, PATRICK M	3753	1,263.90
710-419	LEE, GINA D	2817	2,157.76
710-419	MCKELVEY, DANA J	173	1,844.55
710-419	ROYAL, SCOTT	1001	2,766.41
710-419	STEIN, KEVIN L	3150	2,321.71
710-419	VON SCHIMMELMANN, ERIC J	1664	2,545.48
710-419	WILKINSON, JOHN G	3707	3,163.22
710-419	WILLIAMS, JAMES R	3054	2,124.65
710-419	WINDLE, WILLIAM	270	2,573.08
720-415	BELT, KIM R	3123	2,523.67
720-415	CHRISTOPHERSON, PHILIP W	3420	174.22
720-415	SCHROEDER, GAIL A	1949	1,249.47
764-444	ASHLEY, FRANCES M	2946	1,391.94
764-444	CHANDLER, VICTORIA J	3728	976.47
764-444	COMPSTON, JR, GAREY S	3910	179.85
764-444	DEZERGA, ADA E	3500	1,191.56
764-444	GREGG, ANA C	3973	1,096.39
764-444	RUIZ, HAZEL P	3146	1,436.88
764-444	TOMBROPOULOS, KRISTINA M	3905	191.20
764-444	WELCH-PHILLIPS, JO	3649	981.28
764-444	WOLFE, KATHY F	228	2,721.06
765-444	IBARRA, KELLY R	3884	1,047.66
1425-419	BROD, JANICE M	3205	1,590.39
1425-419	CHWALISZ, EVA	453	1,566.98
1425-419	GREEN, KATHE F	1862	1,381.44
1425-419	PLEMEL, LEE A	2100	2,524.08
1425-419	PRUITT, JENNIFER	1256	2,446.39
1425-419	THOMPSON, REA M	1556	1,276.32



Dept/Div Activity	Payee	Social Security	Direct Deposit Amount
1500-451	BECK, IDA D	468	1,502.37
1500-451	BOTTINO, WARREN J	3923	1,591.68
1500-451	MCINTOSH, JANICE L	3624	2,729.49
2005-421	ALBERTSEN, STEVE L	2457	3,814.36
2005-421	DAVIS, LISA S	2863	1,593.48
2005-421	FURLONG, KENNETH T	2458	3,534.66
2005-421	HEATH, KATHIE	226	2,495.91
2005-421	NEEP, REBECCA J	409	1,452.72
2005-421	SUAREZ, JOHN R	2910	1,349.57
2005-421	WISSERT, LAURA L	1611	1,485.21
2011-421	BREHM, NATHAN E	2805	1,956.10
2011-421	EARL, ANJE M	3870	1,306.75
2011-421	GOMES, DANIEL A	2396	1,855.97
2011-421	GONZALES, DANIEL G	2593	2,667.33
2011-421	GOURLAY, MARY E	3756	886.84
2011-421	HIGMAN, DEAN	247	2,441.99
2011-421	LEGROS, DAVID A	2001	1,697.61
2011-421	LEGROS, DENA J	2012	1,822.88
2011-421	LOWE, CRAIG E	2870	1,991.51
2011-421	MARTIN, ELIZABETH A	3128	1,390.98
2011-421	MAYS III, EARL A	1577	2,430.30
2011-421	MILLER, THOMAS T	2667	1,750.76
2011-421	RHINES, RUTH	1796	1,513.47
2011-421	SANDAGE, KENNETH L	362	3,455.54
2011-421	SPEEGLE, DOUGLAS E	2278	2,072.75
2011-421	STETLER, CHARLES D	2404	1,846.42
2012-421	ACOSTA, SALVADOR	2612	2,207.21
2012-421	BATIEN, RICHARD	1235	2,062.23
2012-421	BUENO, JASON J	2948	1,786.51
2012-421	CLOWSER, MARTHA A	2613	1,863.59
2012-421	CULLEN, MICHAEL	605	2,237.06
2012-421	DENHAM, GARY M	3147	1,809.65
2012-421	DODDS, RICHARD	203	2,597.13
2012-421	ENCINAS, RICK	463	1,950.26
2012-421	ERVEN, CRAIG S	3275	2,228.51
2012-421	FISCHER, MIKE J	2067	2,088.53
2012-421	GIBSON, DONALD J	2018	1,549.10
2012-421	GUIMONT, ROBERT	788	1,945.20
2012-421	HITCH, JOHN R	3319	1,944.10
2012-421	HUMPHREY, BRIAN C	486	3,540.62
2012-421	HUTT, ERIC	577	1,794.74
2012-421	JONES, DANIEL L	3099	1,564.57
2012-421	MARSHALL, EARL M	159	2,668.54
2012-421	MCDANIEL, JEFFREY S	2594	2,285.57
2012-421	MCDONALD, THOMAS D	3577	1,583.62
2012-421	MENDOZA, BRIAN P	2893	1,323.21
2012-421	MOTAMENPOUR, BAHRAM	1406	1,900.20
2012-421	OCHSENSCHLAGER, DANIEL R	2189	2,726.21
2012-421	OLSON, STEVEN T	2793	1,657.50
2012-421	POPE, RICHARD D	189	2,247.11
2012-421	PRIMKA, JAMES W	938	2,728.87

Dept/Div Activity	Payee	Social Security	Direct Deposit Amount
2012-421	PULLEN, JEFF J	2255	2,408.44
2012-421	PUTZER, MATTHEW	253	2,800.68
2012-421	RICHARDS, WILLIAM J	1723	2,030.63
2012-421	RIGGIN, DARIN G	3345	1,509.36
2012-421	RIVERA, CHRISTOPHER P	2307	2,792.82
2012-421	RIVERA, JESSICA M	3218	1,772.91
2012-421	SAYLO, RAYMONT C	75	3,543.04
2012-421	SHEWBERT, MICHAEL L	2504	1,485.87
2012-421	SLOAN, DARRIN	609	4,565.97
2012-421	SMITH, MATTHEW R	2985	2,182.59
2012-421	STAGLIANO, JOSHUA G	1868	2,446.99
2012-421	SURRATT, JIMMY A	3018	2,346.10
2012-421	TRAN, QUAN M	3454	1,643.69
2012-421	TROTTER, JOE C	2291	1,623.59
2012-421	UNDERHILL, GARY H	1873	1,311.47
2012-421	VEADER, BENJAMIN	3240	1,263.41
2012-421	WALL, FRED	492	3,582.35
2012-421	WHEELER, HARRY W	1559	1,896.68
2012-421	WHITE, ROBERT S	345	3,137.05
2012-421	WILLIAMS, DEAN A	1222	2,020.66
2013-421	DRAPER, JENNIFER J	3094	1,074.93
2013-421	KELLER, ARLENE M	356	1,573.17
2013-421	MACMAHON, CHRISTOPHER M	3913	522.69
2013-421	MAXWELL, KARIE J	2477	1,422.30
2013-421	MCKINLEY, MILANI G	449	1,706.51
2013-421	PATTERSON, ELIZABETH	3245	1,202.18
2013-421	SMITH, KENNETH	3431	622.53
2013-421	WALL, ERIKA L	3572	970.23
2014-421	ADAMS, JARROD P	1933	2,573.62
2014-421	APPLE, JOE T	3671	1,450.80
2014-421	BINDLEY, BRETT J	3025	1,912.95
2014-421	BURNHAM, TERENCE O	3773	1,702.92
2014-421	COLLAZO, URIEL	3272	2,051.98
2014-421	DREWS, CODY J	3651	929.89
2014-421	DUNCKHORST, CORY M	3040	2,115.01
2014-421	FAIR, GLENN	1982	2,505.04
2014-421	FREER, JACK R	373	3,314.22
2014-421	FRY, CARL V	1507	2,102.48
2014-421	GAUTSCHI, ROBERT	191	250.00
2014-421	KENNISON, RONALD C	2220	1,959.22
2014-421	KEPLER, DERRICK D	3755	1,560.47
2014-421	LEE, KIPLAN M	3017	1,712.54
2014-421	LOCATELLI, RONALD G	3512	1,323.98
2014-421	MARTENSEN, MARIE E	1763	1,165.00
2014-421	MAYS, BRIAN M	1731	1,400.00
2014-421	MCFALL, WILLIE J	3355	1,591.27
2014-421	MCMAHON, ERIN M	3520	1,680.63
2014-421	MELVIN, JEFFRY	607	3,066.80
2014-421	NOVIKOFF, HEIDI	3006	1,210.49
2014-421	PALAMAR, SEAN C	3411	1,527.16
2014-421	PARODI, TERRY J	1313	2,077.47

Dept/Div Activity	Payee	Social Security	Direct Deposit Amount
2014-421	RAMOS, CHRISTOPHER L	3413	1,669.41
2014-421	SCOTT, JEFFREY A	2315	2,019.29
2014-421	STEEL, KENNETH G	324	3,074.31
2014-421	TORKEO, ANTHONY P	2565	1,259.00
2014-421	WEIS, EDWARD J	3409	1,441.21
2014-421	WHITE, DONALD T	817	4,110.60
2014-421	WILDBLOOD, JASON A	2663	1,297.83
2017-421	BAUER, DENISE M	2611	2,290.37
2017-421	CEBALLOS, MARICELA	2690	1,965.86
2017-421	CHRZANOWSKI, JESSICA A	3220	1,504.08
2017-421	CRUZ, STEPHANIE A	2832	1,572.04
2017-421	DAVIS, JENNIFER A	3902	1,882.06
2017-421	DAWSON, SARAH L	2623	1,822.08
2017-421	FLAGGE-PHILLIPS, SANDY A	3322	674.66
2017-421	HENMAN, JAMIE H	3620	1,354.03
2017-421	HERTZ, ELIZABETH A	886	1,644.44
2017-421	JENKINS, JENNYLYN Q	3473	1,246.31
2017-421	KNOWLES, MARJORIE F	1088	2,572.08
2017-421	MEAD, KELLI P	2102	1,652.46
2017-421	MILTON, DONNA G	1274	2,283.69
2017-421	MONCADA, MARLON	2479	1,748.38
2017-421	MRACEK, KARIN M	271	2,164.36
2017-421	RIOS, KIMBERLY L	3461	1,324.50
2017-421	TALAVERA, WENDY V	2986	1,619.15
2018-421	HATLEY, SAMUEL I	1971	2,628.15
2018-421	TUCKER, MORGAN H	3219	2,004.94
2020-421	SPENELLA, RONALD J	3196	1,146.69
2020-421	TRIPP, WHITNEY C	3544	503.00
2505-422	ALBEE, RACHEL C	3509	423.38
2505-422	DUNN, GARY E	3637	2,005.82
2505-422	GIOMI, ROBERT S	145	3,678.72
2505-422	NEVIN, DANIEL R	1451	2,157.65
2512-422	ALBEE, DAN	303	5,123.15
2512-422	ARAMBURU, DIEGO F	2474	3,946.47
2512-422	BAKER, CURTIS D	3468	4,172.26
2512-422	BAKER, SCOTT W	304	2,000.00
2512-422	BOGGS, TRAVIS J	2654	2,781.74
2512-422	CARAS, LANCE E	1660	2,483.39
2512-422	CHARLES, ROBERT	179	3,194.17
2512-422	COLATORTI, JAMES P	1661	2,739.03
2512-422	DANEN, JASON T	1301	3,432.42
2512-422	DONNELLY, MATTHEW T	1267	2,683.34
2512-422	EASTERLING, JOHN R	1113	5,080.48
2512-422	FRIEDLANDER, JEFFREY M	2780	2,923.78
2512-422	FUHRMAN, DANIEL D	2781	3,602.19
2512-422	GARDNER, JASON A	1662	3,235.72
2512-422	HORTON, MICAH S	2152	2,087.55
2512-422	HOWE, TRAVIS W	1663	3,869.94
2512-422	HUGHES, ALEX W	3467	1,633.89
2512-422	HUNT, BRYON A	1474	2,548.28
2512-422	MASON, CHRISTOPHER J	2446	2,884.87

Dept/Div Activity	Payee	Social Security	Direct Deposit Amount
2512-422	MERRITT, MATTHEW P	1545	2,628.77
2512-422	MORGAN, STEVE	305	3,834.55
2512-422	NYBERG, KEVIN J	3075	2,433.74
2512-422	O'BRIEN, SCOTT T	2784	2,134.15
2512-422	PACE, CHRISTOPHER P	3350	1,868.07
2512-422	PARK, DAVID	125	3,322.28
2512-422	PETTY, CORY E	3076	2,633.31
2512-422	PORTER, BRETT B	3858	1,914.70
2512-422	QUILICI, JIM	237	987.71
2512-422	RAW, THOMAS	426	6,852.00
2512-422	ROBERTSON, PAT	427	1,904.93
2512-422	SANTOS, MIKE	187	3,321.14
2512-422	SAUNDERS, SAMUEL B	2785	2,301.11
2512-422	SCHREIHANS, ROBERT	157	2,347.44
2512-422	SHARP, ALAN R	3857	1,757.88
2512-422	SHIREY, DANIEL	532	3,200.00
2512-422	STANFORD, ROBERT F	162	2,628.67
2512-422	STOWE, AUSTIN W	3349	1,840.24
2512-422	TARULLI, THOMAS M	2998	3,520.78
2512-422	TRISTAO, JASON J	2445	2,145.19
2515-422	BARR, LORALEI	1204	1,638.74
2515-422	HORTON, LEE A	384	2,376.78
2515-422	LEMONS, DUANE T	773	2,595.79
2515-422	PIERETTI, JERRY S	3786	228.53
2515-422	ROCHELLE, TIMOTHY R	3771	419.86
2520-422	ARNESON, JOHN	346	2,828.16
2520-422	DEHAVEN, TIMOTHY J	483	3,659.33
2520-422	DIETRICH, JUDY M	994	648.86
2525-422	ATTASHIAN, RAFFI P	2668	4,645.52
2525-422	BERO, ERIC	139	3,684.09
2525-422	COOK, ROBBIE A	2778	2,137.81
2525-422	DAVIES, JEFF D	1211	2,340.50
2525-422	DRESCHER, STEPHEN C	3313	1,997.18
2525-422	GARRETT, GARY M	2618	1,922.00
2525-422	GELBMAN, DANIEL M	2993	4,556.79
2525-422	HARNS, CHAD	2782	3,746.93
2525-422	HILL, CAROL	830	1,261.48
2525-422	HOLLAND, SHELLEY L	3969	557.07
2525-422	LINSCOTT, JEFF F	2783	2,205.76
2525-422	MADEY, MIKE L	3911	1,905.87
2525-422	MIHELIC, BRADLEY J	2994	5,552.72
2525-422	NOVAKOVICH, JEFFRY A	283	3,027.56
2525-422	PEDRINI, JONATHON J	3348	3,440.19
2525-422	RICHES, TORREY H	3314	1,963.34
2525-422	TEMPLE, RODNEY	480	3,140.91
2525-422	WHITE, JAMES	981	3,011.55
3005-430	HUNT, BRENDA L	3964	1,328.84
3005-430	JAMES, EDWIN D	3646	3,346.22
3005-430	LAWRENCE, KATHRYN J	3861	363.56
3005-430	LEFFLER, TONI M	3658	1,487.65
3005-430	NEDDENRIEP, DEBORAH L	3639	802.21

Dept/Div Activity	Payee	Social Security	Direct Deposit Amount
3012-430	BURCHIEL, CHRISTINE M	3062	919.44
3012-430	BURNHAM, ANDREW R	1612	3,881.29
3012-430	CONARD, CINDY K	2799	2,153.06
3012-430	DOENGES, DANIEL	3445	2,066.29
3012-430	DOYAL, BRIAN A	1500	2,006.58
3012-430	FELLOWS, ROBERT D	2106	3,323.76
3012-430	GOWER, CYNTHIA	414	1,607.40
3012-430	GRUNDY, TOM B	1613	2,450.50
3012-430	HOGEN, RORY A	262	1,792.81
3012-430	LEET, KAREN L	3036	1,790.52
3012-430	LEMONS, SHYLA K	3002	100.00
3012-430	LOWE, LEANNE N	3459	1,203.59
3012-430	OTTINGER, DEBRA L	3752	1,286.60
3012-430	PARASA, LALITHA	2360	1,917.17
3012-430	PITTENGER, PATRICK	3229	3,575.59
3012-430	PLATT, JOHN F	1104	1,893.40
3012-430	RICHARDS, DEBRA L	2208	1,410.18
3012-430	ROSENKOETTER, DAVID G	1850	2,166.45
3012-430	SABORI, TIMOTHY	3228	2,024.36
3012-430	SCHULZ, DARREN L	3678	3,857.19
3012-430	SHARP, JEFF A	3107	3,344.32
3012-430	SMITHSON, KENNETH E	3785	1,928.57
3012-430	WHITE, KAREN L	1499	1,501.64
3014-424	GATTIS, KEVIN D	2892	2,654.72
3014-424	PARK, VALERIE R	1007	1,559.52
3014-424	SCOTT-FISHER, SANDRA G	1712	1,646.92
3014-424	TRIPP, LENA E	3027	1,442.11
3014-424	WEIMER, WAYNE R	3936	1,658.18
3014-424	WHEELER, SABRINA D	3309	1,255.43
3025-419	GOOD, ZACH A	3836	1,968.25
3025-419	HARDCASTLE, RICHARD L	3535	1,463.04
3025-419	JERUMS, MICHAEL J	3832	1,588.43
3025-419	LACOMBE, WILLIAM A	619	188.00
3025-419	MIGUEL, TONY G	3008	1,603.44
3025-419	RIGBY, ERIC C	3652	1,675.97
3038-431	ALBERTSON, GARY J	2804	1,140.57
3038-431	AMUNDSON, ROBERT C	1581	1,510.11
3038-431	BECKERDITE, RICK W	193	2,622.94
3038-431	BOOTH, JOSEPH D	1724	1,748.33
3038-431	BRIO, JEFF S	3400	1,190.96
3038-431	BROWARD, STEVEN P	1986	1,447.50
3038-431	CHRIST, KEVIN A	3709	1,637.56
3038-431	COX, ADAM J	2363	1,131.52
3038-431	COX, GEORGE	862	1,250.18
3038-431	ENGELS, ERIC B	3570	2,469.53
3038-431	INGRAM, JACK H	2385	1,691.94
3038-431	LAAKER, JOHN J	350	1,870.80
3038-431	LAW, EDWARD L	538	1,498.89
3038-431	MOORE, JASON	3443	1,497.44
3038-431	NOFTSKER, CHARLES A	2637	1,491.40
3038-431	POUARD, ROBERT	3448	2,424.22

Dept/Div Activity	Payee	Social Security	Direct Deposit Amount
3038-431	SCHROEDER, RICHARD E	1594	1,473.81
3038-431	TIEARNEY, JUSTIN C	1000	1,937.46
3038-431	TOMASCO, JOHN S	351	2,201.23
3038-431	WASS, DONALD W	1482	1,632.06
3201-434	ALLISON, JAY C	3932	1,635.53
3201-434	ARNOLD, KEN E	220	3,270.60
3201-434	BELL, ANNA M	3851	1,334.78
3201-434	BRADSHAW, JEFF R	1095	1,704.19
3201-434	BROWER, MATHEW M	3957	1,584.48
3201-434	BROWN, WENDY L	266	2,019.83
3201-434	FONG, DOUGLAS G	1586	2,218.45
3201-434	FRAGER, GEORGE M	3960	2,282.61
3201-434	FREEMAN, JAMES R	3888	1,662.63
3201-434	HALE, KELLY A	3143	2,162.62
3201-434	HOWARD, FREDERICK	264	1,658.00
3201-434	IRWIN, MARK A	3216	1,951.68
3201-434	JACKLETT, JAMES V	2842	2,525.20
3201-434	KOTSULL, ALAN	272	2,610.60
3201-434	MCGOODWIN, JEFF W	401	2,589.16
3201-434	PECK, KENNETH S	3457	1,505.02
3201-434	SIMPSON, MARK	539	1,629.66
3201-434	WHITAKER, DAVID W	3089	1,695.82
3201-434	WIESE, SHAWN L	3866	2,073.36
3502-435	AGRELLA, KEVIN T	2412	1,495.61
3502-435	ALBERTSON, DAVID L	3537	1,008.04
3502-435	BROWN, NICOLAS A	551	2,198.67
3502-435	CATLETT, JEFF W	3333	939.73
3502-435	CAUGHRON, JASON H	3042	1,279.94
3502-435	COLLIER, AARON S	3551	1,554.12
3502-435	CROW, MIKE K	3472	1,754.21
3502-435	ESTES, JAMES M	2829	1,668.27
3502-435	GORDON, THOMAS G	835	1,438.99
3502-435	GUINN, THOMAS L	3801	3,482.92
3502-435	HORTON, CURTIS W	168	3,289.74
3502-435	JOST, THEODORE R	3001	1,153.97
3502-435	LOYOLA, ISRAEL S	3719	1,287.04
3502-435	MATHIESEN, BRANDON N	1262	1,579.72
3502-435	PALMER, RICHARD K	750	2,768.46
3502-435	REID, JERAD M	3410	1,169.35
3502-435	REYNA, KELLY J	3831	1,053.57
3502-435	RICHARDSON, NATHAN	3289	1,190.61
3502-435	RUIZ, GREGG A	3612	1,409.81
3502-435	SHINE, ROBERT	643	1,732.83
3502-435	THICKE, MICHAEL R	3246	1,202.30
3502-435	TRUPELL, JESSE A	3266	1,502.25
3502-435	VOELTZ, JEFFERY R	3056	2,019.38
3702-437	CLEGG, VANN	2937	1,728.71
3702-437	COPP, JOSHUA J	3550	988.79
3702-437	EISNER, DAVID F	3130	1,060.95
3702-437	MITCHELL, TODD D	273	1,969.36
3702-437	PIER, CAMERON M	3834	1,048.12

Dept/Div Activity	Payee	Social Security	Direct Deposit Amount
3702-437	WISE, URIAH V	3032	1,637.46
4300-412	BREUER, TINA M	1477	1,498.60
4300-412	GUTIERREZ, MARIBEL	836	1,545.45
4300-412	JEFFRIES, ANGELA C	3912	1,116.79
4300-412	LUIS, KRISTIN N	1772	2,882.47
4505-423	BIANCHI, BEN	361	1,636.78
4505-423	CLAPHAM, MATTHEW J	2327	1,536.04
4505-423	CLAPHAM, NICOLE M	3060	1,137.91
4505-423	HILL, VALERIE A	472	1,868.00
4505-423	KEY, ADRIANNE M	2886	1,324.11
4505-423	LAWLOR, LINDA L	1784	2,106.11
4505-423	MCGEE, CINDY A	1823	1,956.34
4505-423	MCGEE, GREGORY C	1120	1,723.76
4505-423	MENDOZA, EFREN	1004	2,048.76
4505-423	NORWOOD, AMBER M	2434	1,293.37
4505-423	SIMMS, JOHN B	149	3,101.60
4505-423	URRUTIA, JOSE A	2219	2,143.46
4506-423	AGUAYO, MEGAN L	3084	1,379.43
4506-423	AGUIRRE, MATTHEW E	3917	518.72
4506-423	AIKINS, ALBERT	398	1,676.54
4506-423	BEER, PAULA	711	1,329.62
4506-423	BRENENSTALL, MARK G	2061	1,824.59
4506-423	CANNE, MICHAEL A	3466	1,400.26
4506-423	DANTZLER, FRANCES C	2882	1,544.58
4506-423	DAVIS, SCOTT B	1506	2,345.62
4506-423	FINNEGAN, KAREN A	197	138.31
4506-423	FLORES, LYSETTE A	3919	95.06
4506-423	GARCIA GONZALEZ, MARIA LOREN	3453	1,289.08
4506-423	GARRISON, CHRISTINE M	292	2,213.69
4506-423	GREENE, DANIEL L	2606	1,626.95
4506-423	HERMANT, KIMBERLEE M	3848	48.41
4506-423	KEYES, NEAL J	3920	497.38
4506-423	LUTU, JAMES S	3549	1,395.18
4506-423	MCBRIDE, ERICK R	3471	591.17
4506-423	MOURNIGHAN, FRANK J	2888	1,602.05
4506-423	NELSON, NANCY	127	1,547.06
4506-423	PEKA, KRISTYNA L	3966	825.61
4506-423	WELLS, GREGORY A	3921	55.33
4700-412	ARMSTRONG, THOMAS R	3931	2,871.85
4700-412	ASHTON, TRACY L	2441	2,390.40
4700-412	COOPER, CRISTAL A	2815	1,318.46
4700-412	CORTES, MAXINE	3285	3,526.63
4700-412	DANIEL, TAWNYA S	2435	1,672.38
4700-412	DAVIS, LAUREN M	3967	1,817.24
4700-412	DUNCKHORST, KACY J	3231	1,144.21
4700-412	ERVEN, CHRISTINE	156	2,246.57
4700-412	FISCHER, CARIN	511	2,346.24
4700-412	FRANZ, CHRISTINE M	2680	1,507.89
4700-412	GARDNER, TARYN A	3915	1,117.52
4700-412	GREENBURG, SUSAN	3622	1,313.03
4700-412	GUTIERREZ, JULIE	251	526.00

Dept/Div Activity	Payee	Social Security	Direct Deposit Amount
4700-412	GUTIERREZ, VANESSA C	3338	1,112.29
4700-412	HARKLEROAD, JULIE C	1973	1,651.87
4700-412	HIGGINS, JOLIE C	1264	2,331.80
4700-412	LOPEZ, JULIO A	952	2,485.36
4700-412	LOPEZ, SYLVIA C	405	2,198.32
4700-412	LOYOLA, MIRNA	3441	1,207.84
4700-412	MCCULLOCH, LYNDA L	1072	605.12
4700-412	NICHOLS, LESLIE A	2190	2,221.46
4700-412	SCHOFIELD, STEPHEN O	3842	1,861.70
4700-412	TATRO, JOHN	667	3,721.01
4700-412	TINAJERO, MARTHA A	2649	1,464.30
4700-412	TORRES, BRENDA L	1551	1,479.24
4700-412	VAZQUEZ, TIMOTHY M	2251	2,101.25
4700-412	WAKELING, EVELYN S	3643	1,438.46
4700-412	YANG, WENDY E	623	1,780.53
4705-412	BEIL, KIMBERLY S	674	1,519.73
4705-412	CONTI, ROBERT M	3780	547.06
4705-412	COUNCILMAN, SUE A	3555	1,176.57
4705-412	DAVIS, KURT	85	685.74
4705-412	GEORGE, ANA G	3623	1,242.54
4705-412	GONZALES, MELIAH H	2605	1,877.79
4705-412	MAYA, MARIA E	1699	1,469.05
4705-412	PARKER, ROBERT B	3263	536.03
4705-412	PETERS, JAYNE Y	2503	755.34
4705-412	PLANETA, RORY C	3271	2,974.79
4705-412	RYBA, JUSTIN M	3434	1,536.86
4705-412	SAAVEDRA, CLAUDIA	944	2,127.81
4705-412	SUMMERS, CATHERINE E	254	2,192.98
4705-412	TRACY, ROBERT P	86	716.04
4705-412	WOOMER, DANN F	3781	561.91
4705-412	ZACHA, MARK A	3775	1,690.93
5005-452	BIDDLE, ALLAN A	1684	1,553.47
5005-452	HYATT, STELLA R	2173	1,550.80
5005-452	KRAHN, VERN L	1243	2,373.39
5005-452	MOELLENDORF, ROGER A	2831	3,316.74
5005-452	PETRENKO, DARIA A	1958	1,762.97
5005-452	REED, DIXIE L	2521	1,370.47
5005-452	WARNE, DANIEL	225	1,559.32
5012-452	BARTLETT, MICHAEL L	2400	1,284.11
5012-452	BOTTOMS, DUANE R	2296	1,813.39
5012-452	CASE, THOMAS	174	1,600.00
5012-452	FAHRENBRUCH, SCOTT	533	2,727.78
5012-452	FRASER, KENNETH R	508	1,383.23
5012-452	MARIOLO, STEPHEN C	1806	1,908.62
5012-452	MCCAIN, EDWARD	176	1,482.07
5012-452	MCCLOSKEY, TANYA L	2908	1,162.75
5012-452	NAVARRO, DAVID A	3203	1,811.58
5012-452	STULTZ, JASON D	3399	1,135.35
5034-419	ALBERTSON, ERICK J	2272	1,309.52
5034-419	BIASOTTI, ANDREW J	2877	2,063.09
5034-419	BUTTNER, RICHARD	641	1,440.49



Dept/Div Activity	Payee	Social Security	Direct Deposit Amount
5034-419	CLICK, GARY A	1715	2,112.18
5034-419	DEVERAUX, SHANE D	2487	1,112.64
5034-419	DININGER, PAUL I	1215	1,591.63
5034-419	KEITH, WILLIAM	326	2,173.61
5034-419	NAIR, LAWRENCE	184	1,840.80
5034-419	OTERO, SERGIO A	2692	1,233.58
5034-419	REED, RONALD J	2808	1,907.18
5047-452	BOLLINGER, ANN P	3101	1,402.48
5047-452	GUZMAN, JUAN F	291	1,811.85
5055-451	AMPUDIA, JONATHAN	3968	204.51
5055-451	BURROWS, CINDI E	3482	38.70
5055-451	CROCKETT, MARILYN D	3327	158.66
5055-451	CURD, BRANDON L	3941	121.91
5055-451	HEARN, CHLOE N	3687	119.98
5055-451	HOLLENBECK-PRING, SPENSER S	3845	52.25
5055-451	MACCARTY, SAMANTHA R	3685	56.12
5055-451	MARSHALL, ADA D	1726	1,069.60
5055-451	MEYER, KURT	354	2,183.43
5055-451	NAKANISHI, CLYDE M	3689	44.50
5055-451	NELIS, BARBARA A	3939	43.26
5055-451	NOVAK, DYLAN M	3806	110.29
5055-451	PECKHAM, ALEX J	2977	182.05
5055-451	PECKHAM, ANDREW S	3720	61.91
5055-451	POWELL, SHELBY L	3948	69.65
5055-451	REDMOND, TAMI D	1386	1,603.73
5055-451	SHOWALTER, GARY M	3828	52.25
5056-451	AMES, MITCH	286	2,225.63
5056-451	BATEY, DAN	3898	333.24
5056-451	GOODNIGHT, SHEA	3879	349.63
5056-451	KLUG, ERIC M	2878	1,084.57
5056-451	SULLI, NICHOLAS	3225	80.30
5057-451	CANFIELD, TAYLOR RAE L	3757	258.50
5057-451	CHAPMAN, SCOTT M	2340	508.32
5057-451	FOWZER, SIERRA R	3498	262.07
5057-451	HYATT, BRISEIDA J	3949	243.33
5057-451	KENNESTON, SARAH E	3811	80.79
5057-451	KRAHN, DANIEL J	3505	242.59
5057-451	KRAHN, KATIE R	3809	249.18
5057-451	LIVERMORE, KATHRYN R	3705	75.80
5057-451	MCCOY, MEGAN A	3701	254.21
5057-451	MCELFISH, LINDSEY R	3807	285.99
5057-451	MECKES, SARAH H	3813	193.43
5057-451	SORACCO, MEAGAN S	1105	1,672.37
5060-451	DUNN, JOEL	466	2,443.44
5060-451	KATZORKE, KURT	3732	1,580.23
5067-443	GLANCY, MICHAEL T	310	1,648.24
5067-443	ZUEND, TERRELL A	1990	1,206.23
6200-455	ANTIPA, SUSAN M	1471	1,910.80
6200-455	COTTON, MAXINE J	328	1,438.87
6200-455	DEMATTEI, TRACI D	3859	300.46
6200-455	DEVANEY, SANDRA D	846	1,321.74

Dept/Div Activity	Payee	Social Security	Direct Deposit Amount
6200-455	HAAKINSON, ROGER A	881	1,029.78
6200-455	JONES, SARA F	3321	3,136.88
6200-455	LAMBERT, MARY A	1913	1,168.40
6200-455	LEUTHAUSER, RICHARD D	3100	924.01
6200-455	MARCH, RACHEL M	2010	1,581.63
6200-455	MOORE, ANDREA W	591	1,606.41
6200-455	PIMENTEL, YADHIRA	3974	278.01
6200-455	RUSH, KATHY	3581	1,406.59
6200-455	SADY, AMBER C	3674	1,523.45
6200-455	SEILER, MARIA E	462	1,010.46
6200-455	WERLINGER, ELAINE J	329	1,557.50
6200-455	WESTERGARD, TAMMY	3305	2,272.23
6800-441	ASCHENBACH, NOEMI M	3782	1,702.64
6800-441	BARLOW, JUDY L	3868	1,965.68
6800-441	BAROSSO, ANGELA L	2823	2,224.03
6800-441	BELT, STACEY A	2824	2,142.42
6800-441	BERGENHEIER, ELAINE	3442	1,286.50
6800-441	BLANDFORD, MICHELLE R	3784	473.46
6800-441	BLOOMER, CORTNEY L	3667	1,782.80
6800-441	BOOTHE, DUSTIN	956	2,448.73
6800-441	CLEMMENSEN, KARYN K	3028	1,043.18
6800-441	CORBIT, JUNE K	3878	1,212.74
6800-441	DE LA TORRE, ARGELIA I	3733	1,235.66
6800-441	FOX, NEIL S	3091	2,132.93
6800-441	GALAS, VERONICA M	3718	2,232.71
6800-441	GILLILAND, ELVA A	3217	1,390.08
6800-441	GODTFREDSSEN, CAROL M	2898	2,330.18
6800-441	HANNAH, CYNTHIA J	3895	1,690.49
6800-441	HAYNIE, KATHLEEN M	3875	1,810.82
6800-441	HENRY, JUNE A	3070	960.78
6800-441	HOTALING, SALVANETTE O	3465	1,916.91
6800-441	JIMENEZ, ANA J	3916	2,132.51
6800-441	JOHNSON, DAVID M	3621	1,114.82
6800-441	MILES, SALLYANNE L	3741	731.74
6800-441	PIERCE, SALLY A	3736	294.29
6800-441	PURKEY, BECKY W	3636	558.34
6800-441	SANTILLO, CHERIE' L	1449	1,664.83
6800-441	SCHNIEDER, BRENDAN A	3924	1,498.32
6800-441	WORKS, MARENA L	801	2,296.52
6804-441	ANNETT, ALLEN J	2250	1,864.36
6804-441	BRAZEAL, STEVEN M	2679	1,189.46
6804-441	BURT, LINDA S	3063	1,134.22
6900-442	BAKER, ANTHONY	1069	2,295.28
6900-442	JALLO, KATHLENE S	3883	831.92
6900-442	KELLY, HEATHER C	3224	735.33
6900-442	KELLY, SHADOW L	3518	1,594.49
6900-442	MCCOY, KEVIN	215	2,222.33
6900-442	MCCRACKEN, SEAN P	3850	417.40
6900-442	RADTKE, GAIL C	2371	1,998.33
6900-442	RUFFNER, TONYA J	3927	1,133.29
7200-413	BUNDY-TORAL, MOLLY	3668	1,114.79

Prepared 10/12/11, 12:22:36  
Program PR655L  
CITY OF CARSON CITY

Direct Deposit Register  
BI-WEEKLY  
Pay Date 10/14/11

Page 13  
Pay Period 21  
9/23/11 To 10/06/11

---

Dept/Div Activity	Payee	Social Security	Direct Deposit Amount
7200-413	DUNCAN, CANDACE	3666	2,707.13
7200-413	EVANS, SALLY J	3665	1,328.91
7200-413	JONES, JANET S	3641	1,620.98
7200-413	LIVESAY, APRIL G	3926	229.90
7200-413	MACAULEY, LINDA K	3682	882.16
Total Direct Deposits -			617 1,085,029.77

---

Dept/Div Activity	Check Payee	Social Security	Check Number	Amount
212-413	MALONE, DIANA L	2913	210735	451.75
400-413	COON, DONALD W	3417	210736	1,959.63
500-413	CRAWFORD, SUZANNE M	3961	210737	1,330.80
720-415	RUPERT, GINO M	3843	210738	171.20
1000-461	WEHLING, ANNA	3669	210739	224.89
2011-421	COCKING, PATRICIA S	3922	210740	233.02
2011-421	RAMSEY, DAVID L	3976	210741	130.77
2011-421	RISENHOOVER, NORVAL B	3260	210742	355.72
2011-421	URBANSKI, KURT J	2492	210743	1,735.23
2012-421	CLOWSER, ERIC S	3014	210744	1,626.08
	SO DAKOTA CHILD SUPPRT PMT CTR		210820	276.92
2013-421	BROOKS, JENNIFER L	2905	210745	1,307.67
2014-421	CARTER, JOSH J	2890	210746	1,813.66
2014-421	GAUTSCHI, ROBERT	191	210747	2,770.13
2014-421	HOWELL, CARL G	3098	210748	1,850.56
	CA STATE DISBURSEMENT UNIT		210818	232.61
2014-421	MAYS, BRIAN M	1731	210749	1,543.93
2014-421	NUNO, MICHAEL J	3530	210750	2,136.22
2014-421	STEEL, KENNETH G	324	210751	286.03
2017-421	HIXON, JESSICA A	3977	210752	397.84
2017-421	SCHOBER, JENNIFER A	3978	210753	848.45
2020-421	QUILICI, DON A	3914	210754	429.77
2512-422	BAKER, SCOTT W	304	210755	1,435.56
2512-422	SHIREY, DANIEL	532	210756	145.23
2515-422	MCCULLOCH, ROBERT L	3106	210757	125.20
2515-422	SHANNON, KANI D	18	210758	227.91
3012-430	ANDERSON, DARREN S	3937	210759	1,767.05
3012-430	LEMONS, SHYLA K	3002	210760	1,311.10
3025-419	LACOMBE, WILLIAM A	619	210761	1,504.21
	CA STATE DISBURSEMENT UNIT		210819	179.53
3038-431	HACKING, JAMES E	3647	210762	1,055.23
3201-434	HOWARD, FREDERICK	264	210763	621.97
3201-434	KEPHART, JONATHON J	3514	210764	1,459.92
	CARSON CITY SHERIFF'S OFFICE		210821	527.38
	CHILD SUPPORT ENFORCEMENT AGEN		210822	94.61
	INTERNAL REVENUE SERVICE		210816	115.00
4506-423	SCHUETTE, LISA G	258	210765	27.66
4506-423	VASQUEZ, OLIVIA L	3316	210766	1,496.93
4700-412	GUTIERREZ, JULIE	251	210767	713.87
4700-412	PUTZ, AMBER B	3979	210768	502.82
4705-412	HALE, MARTIN G	3962	210769	1,702.81
4705-412	LEWIS, JOHN W	3777	210770	639.62
4705-412	ROMERO, JERRY	3673	210771	1,549.96
4705-412	SWALM, DOUGLAS D	3975	210772	460.16
5012-452	BIDDLE, ERIK A	1320	210773	1,154.23
5012-452	CASE, THOMAS	174	210774	721.56
5012-452	TOWNSEND, ROBERT H	368	210775	676.73
	CA STATE DISBURSEMENT UNIT		210817	93.69
5034-419	MEITZNER, ROBERT F	319	210776	1,442.69
5055-451	ALLEN, SARAH M	3790	210777	435.37
5055-451	AUNKST, MIA G	2097	210778	160.91

Dept/Div Activity	Check Payee	Social Security	Check Number	Amount
5055-451	BREEN, MEGAN J	3822	210779	96.75
5055-451	CANNON, RICHARD P	3876	210780	112.68
5055-451	CHANG, ERIN Y	3710	210781	63.85
5055-451	COLLINGS, BRIANA N	3490	210782	276.10
5055-451	COOPER, ANDREW R	3946	210783	48.83
5055-451	FAHRENBRUCH, JESSICA M	3711	210784	61.91
5055-451	GENTNER, CORY K	3823	210785	67.73
5055-451	HARDGRAVE, ALBERT W	3176	210786	343.58
5055-451	HOWELL, MONTE J	3846	210787	100.63
5055-451	KERKLA, SARAH K	3192	210788	225.37
5055-451	LIMON GONZALEZ, ELIZABETH	3944	210789	96.75
5055-451	LOMBARDO, JENNIFER C	3829	210790	108.35
5055-451	MCCURRY, BREANN R	3945	210791	94.82
5055-451	MEDINA, BRITTANY L	3825	210792	54.19
5055-451	MURDOCK, IAN J	2774	210793	162.67
5055-451	QUINTERO, GLORIA	3947	210794	29.03
5055-451	TERRILL, JACQUE	3958	210795	137.39
5055-451	WARNER, REBECCA A	3510	210796	298.38
5057-451	HUGHES, DEVIN T	3940	210797	498.09
5057-451	MATHIESEN, BRIANNA M	3955	210798	174.65
5057-451	MCDOWELL, AUGUST C	3808	210799	272.95
5057-451	PERRY, BREANN N	3632	210800	213.06
5057-451	RUYBALID, SHAYNA N	3297	210801	392.95
5060-451	BRAGG JR, JOHN W	3729	210802	39.43
5060-451	GILLOTT, JASON F	3903	210803	75.11
5060-451	LOZANO-CADENA, MANUEL	3721	210804	119.82
5060-451	LOZANO-HERNANDEZ, DEYANIRA	3452	210805	242.76
5060-451	MADERA, PEDRO A	3096	210806	385.40
5060-451	NAVARRO, TAMERA	3256	210807	32.78
5060-451	ROSER, BRADY D	3887	210808	58.06
5060-451	SAAVEDRA, BIANCA D	3385	210809	192.62
6200-455	BREWER, RENEE A	1807	210810	327.78
6200-455	LAUDER, AMY E	3929	210811	197.03
6200-455	MORIARTY, ANNE M	3023	210812	327.78
6804-441	CRAM, BRUCE A	3331	210813	1,321.04
6804-441	GOWER, MITCHELL A	2283	210814	1,190.46
6804-441	STEVENS, KERRY R	2271	210815	1,610.08
Total Checks -			88	54,512.65

Dept/Div Activity	Payee	Social Security	Direct Deposit Amount
100-411	ABOWD, KAREN L	3896	690.36
100-411	ALDEAN, SHELLY N	2466	749.44
100-411	CROWELL, ROBERT L	3625	951.71
100-411	MCKENNA, JOHN F	3882	761.03
100-411	WALT, MOLLY	3630	806.79
212-413	ARELLANO, LISA K	3907	220.79
212-413	HAHNE, LINDA B	3908	679.32
212-413	KING, KATHLEEN M	1541	1,818.14
212-413	MARZOLINE, DEBORAH	3897	1,813.20
212-413	PHELPS, ELIZABETH J	2894	1,036.94
212-413	WARREN, TAMAR S	3794	417.91
212-413	WELLS, CAROL S	3406	373.96
213-413	DURKEE, LINDA R	3102	1,179.84
213-413	GLOVER, ALAN	407	2,106.43
213-413	HOUSTON, ROBIN M	245	1,442.38
213-413	IDE, JERRY L	451	1,832.30
214-415	HANNER, DOLORES M	2384	283.23
214-415	MAXWELL, JO REITA	2626	422.63
214-415	STONE, JOHN M	1555	1,594.11
216-413	DELICH, JANE E	3093	352.47
216-413	MASTERSON, KARLA A	2574	311.54
216-413	MERRIWETHER, SUSAN J	1108	1,947.09
216-413	YASUMOTO, SYLVIA M	2705	1,104.88
300-413	DUQUE, CHARLINE A	3200	1,179.82
300-413	HUCK, ELIZABETH A	358	1,640.00
300-413	KRAMER, ALVIN P	652	2,748.05
300-413	KRAMER, LEAH M	3867	1,121.93
300-413	MANDEL, HEATHER V	2226	1,469.86
300-413	RAHM, FRANK C	198	1,442.31
400-413	ADAMS, KIMBERLY D	2007	1,426.56
400-413	CLARK, TIMOTHY J	3281	1,482.70
400-413	COON, DONALD W	3417	1,959.63
400-413	DAWLEY, DAVID	470	2,458.49
400-413	MACHADO, CARON P	2335	1,424.42
400-413	PRICE, RHONDA L	2822	477.01
400-413	SHANNON, KEN	622	1,959.63
400-413	WALKER, STEVEN M	1527	1,725.20
500-413	ADAMS, DANIEL M	3800	2,221.47
500-413	ANDERSON-HOWARD, KAJA C	3818	1,084.44
500-413	BELL, KATHERINE X	3972	1,128.43
500-413	BOLENBAKER, MICHAEL R	3820	2,182.97
500-413	CHRISTIANSSEN, KIMBERLY	664	1,798.22
500-413	FLETCHER-APPLEGA, TOMI J	3963	495.55
500-413	GARDNER, GERALD J	3300	3,779.47
500-413	HAYNES, FRANKEE P	3536	1,374.58
500-413	HERRING, ANNA C	3488	1,051.55
500-413	MACLELLAN, NATHAN D	3930	2,260.22
500-413	MADDEN, MARY M	2071	2,485.28
500-413	MENZEL, GINA M	255	1,667.19
500-413	MUNN, RANDAL R	3855	3,552.37
500-413	PORTER, MELANIE	3444	2,537.64

Dept/Div Activity	Payee	Social Security	Direct Deposit Amount
500-413	POWELL, VIRGINIA A	1714	1,469.64
500-413	RAMIREZ, RUDOLFO R	2849	2,463.93
500-413	ROMBARDO, NEIL A	1668	3,817.80
500-413	RUSSOM, TINA M	3871	2,162.71
500-413	SCULLY, MOREEN	3642	2,624.69
500-413	WHITSON, JANA L	3935	1,394.93
600-413	BANKS, LAURA A	3558	1,001.06
600-413	BUSSE, JANET L	482	1,616.48
600-413	ESKEW-HERRMANN, HEIDI M	2631	1,729.13
600-413	WERNER, LAWRENCE A	1959	4,094.19
701-415	ATKINSON, SALLY J	2707	531.72
701-415	DEVALL, DEBBIE	316	2,157.55
701-415	EVANS, SHANNON D	169	1,776.44
701-415	MCQUEARY, CHRISTINE V	3560	1,177.21
701-415	PAULSON, NANCY M	1524	2,230.02
701-415	PROVIDENTI, NICKOLAS A	343	2,902.18
701-415	RUSSELL, SHERI M	3934	2,428.55
704-415	MEYER, CECILIA A	3727	1,707.60
705-415	BRUKETTA, MELANIE	760	3,376.17
705-415	CAUHAPE, VALERIE	3899	1,637.24
705-415	PEACH, BARBARA A	3575	1,601.67
705-415	THOMAS, WILLIAM F	1837	1,570.45
706-415	SCHUELLER, LORA M	3048	1,605.70
706-415	TALLMAN, CARRIE H	3589	1,000.87
710-419	CALVAN, PATRICK M	3753	1,263.90
710-419	LEE, GINA D	2817	2,157.76
710-419	MCKELVEY, DANA J	173	1,763.50
710-419	ROYAL, SCOTT	1001	2,651.72
710-419	STEIN, KEVIN L	3150	2,321.71
710-419	VON SCHIMMELMANN, ERIC J	1664	2,486.64
710-419	WILKINSON, JOHN G	3707	2,813.22
710-419	WILLIAMS, JAMES R	3054	2,065.81
710-419	WINDLE, WILLIAM	270	2,345.69
720-415	BELT, KIM R	3123	2,502.79
720-415	CHRISTOPHERSON, PHILIP W	3420	311.64
720-415	SCHROEDER, GAIL A	1949	1,091.87
764-444	ASHLEY, FRANCES M	2946	1,301.31
764-444	CHANDLER, VICTORIA J	3728	908.95
764-444	COMPSTON, JR, GAREY S	3910	196.21
764-444	DEZERGA, ADA E	3500	1,335.77
764-444	GREGG, ANA C	3973	1,096.39
764-444	RUIZ, HAZEL P	3146	1,280.92
764-444	TOMBROPOULOS, KRISTINA M	3905	203.95
764-444	WELCH-PHILLIPS, JO	3649	981.28
764-444	WOLFE, KATHY F	228	2,654.22
765-444	IBARRA, KELLY R	3884	1,047.66
1425-419	BROD, JANICE M	3205	1,590.39
1425-419	CHWALISZ, EVA	453	1,566.97
1425-419	GREEN, KATHE F	1862	1,381.45
1425-419	PLEMEL, LEE A	2100	2,465.24
1425-419	PRUITT, JENNIFER	1256	2,425.50

Dept/Div Activity	Payee	Social Security	Direct Deposit Amount
1425-419	THOMPSON, REA M	1556	1,276.32
1500-451	BECK, IDA D	468	1,486.67
1500-451	BOTTINO, WARREN J	3923	1,591.68
1500-451	MCINTOSH, JANICE L	3624	2,729.49
2005-421	ALBERTSEN, STEVE L	2457	3,755.52
2005-421	DAVIS, LISA S	2863	1,868.16
2005-421	FURLONG, KENNETH T	2458	3,475.82
2005-421	HEATH, KATHIE	226	2,379.07
2005-421	NEEP, REBECCA J	409	1,480.01
2005-421	SUAREZ, JOHN R	2910	1,349.57
2005-421	WISSERT, LAURA L	1611	1,485.21
2011-421	BREHM, NATHAN E	2805	2,027.81
2011-421	EARL, ANJE M	3870	1,045.19
2011-421	GOMES, DANIEL A	2396	1,954.36
2011-421	GONZALES, DANIEL G	2593	1,983.28
2011-421	GOURLAY, MARY E	3756	886.84
2011-421	HIGMAN, DEAN	247	2,504.84
2011-421	LEGROS, DAVID A	2001	1,831.40
2011-421	LEGROS, DENA J	2012	1,780.87
2011-421	LOWE, CRAIG E	2870	1,991.52
2011-421	MARTIN, ELIZABETH A	3128	1,465.98
2011-421	MAYS III, EARL A	1577	2,260.49
2011-421	MILLER, THOMAS T	2667	1,816.69
2011-421	RHINES, RUTH	1796	1,442.60
2011-421	RODRIGUEZ, SHERRY L	3965	329.05
2011-421	SANDAGE, KENNETH L	362	2,989.91
2011-421	SPEEGLE, DOUGLAS E	2278	2,108.52
2011-421	STETLER, CHARLES D	2404	2,086.05
2012-421	ACOSTA, SALVADOR	2612	2,516.85
2012-421	BATIEN, RICHARD	1235	2,012.23
2012-421	BUENO, JASON J	2948	1,827.92
2012-421	CLOWSER, ERIC S	3014	1,725.52
2012-421	CLOWSER, MARTHA A	2613	1,903.04
2012-421	CULLEN, MICHAEL	605	2,188.71
2012-421	DENHAM, GARY M	3147	1,774.10
2012-421	DODDS, RICHARD	203	2,540.45
2012-421	ENCINAS, RICK	463	2,337.53
2012-421	ERVEN, CRAIG S	3275	2,532.80
2012-421	FISCHER, MIKE J	2067	2,064.49
2012-421	GIBSON, DONALD J	2018	1,555.25
2012-421	GUIMONT, ROBERT	788	2,050.93
2012-421	HITCH, JOHN R	3319	1,859.57
2012-421	HUMPHREY, BRIAN C	486	3,035.08
2012-421	HUTT, ERIC	577	1,815.86
2012-421	JONES, DANIEL L	3099	1,785.52
2012-421	MARSHALL, EARL M	159	2,683.16
2012-421	MCDANIEL, JEFFREY S	2594	2,580.45
2012-421	MCDONALD, THOMAS D	3577	1,820.32
2012-421	MENDOZA, BRIAN P	2893	1,323.21
2012-421	MOTAMENPOUR, BAHRAM	1406	2,248.51
2012-421	OCHSENSCHLAGER, DANIEL R	2189	2,157.52



Dept/Div Activity	Payee	Social Security	Direct Deposit Amount
2012-421	OLSON, STEVEN T	2793	1,648.67
2012-421	POPE, RICHARD D	189	1,872.65
2012-421	PRIMKA, JAMES W	938	2,716.43
2012-421	PULLEN, JEFF J	2255	1,881.87
2012-421	PUTZER, MATTHEW	253	2,046.40
2012-421	RICHARDS, WILLIAM J	1723	1,814.43
2012-421	RIGGIN, DARIN G	3345	1,549.07
2012-421	RIVERA, CHRISTOPHER P	2307	1,993.22
2012-421	RIVERA, JESSICA M	3218	1,862.51
2012-421	SAYLO, RAYMONT C	75	3,543.04
2012-421	SHEWBERT, MICHAEL L	2504	1,485.87
2012-421	SLOAN, DARRIN	609	2,880.13
2012-421	SMITH, MATTHEW R	2985	2,765.66
2012-421	STAGLIANO, JOSHUA G	1868	2,243.27
2012-421	SURRATT, JIMMY A	3018	2,875.99
2012-421	TRAN, QUAN M	3454	2,254.35
2012-421	TROTTER, JOE C	2291	1,966.69
2012-421	UNDERHILL, GARY H	1873	1,088.39
2012-421	VEADER, BENJAMIN	3240	1,267.16
2012-421	WALL, FRED	492	3,070.68
2012-421	WHEELER, HARRY W	1559	1,114.98
2012-421	WHITE, ROBERT S	345	3,937.20
2012-421	WILLIAMS, DEAN A	1222	2,038.06
2013-421	DRAPER, JENNIFER J	3094	1,074.93
2013-421	KELLER, ARLENE M	356	1,453.19
2013-421	MACMAHON, CHRISTOPHER M	3913	522.69
2013-421	MAXWELL, KARIE J	2477	1,452.52
2013-421	MCKINLEY, MILANI G	449	1,650.66
2013-421	PATTERSON, ELIZABETH	3245	1,202.18
2013-421	SMITH, KENNETH	3431	622.53
2013-421	WALL, ERIKA L	3572	970.22
2014-421	ADAMS, JARROD P	1933	2,934.45
2014-421	APPLE, JOE T	3671	1,679.06
2014-421	BINDLEY, BRETT J	3025	1,926.19
2014-421	BURNHAM, TERENCE O	3773	1,931.21
2014-421	COLLAZO, URIEL	3272	1,777.79
2014-421	DREWS, CODY J	3651	929.89
2014-421	DUNCKHORST, CORY M	3040	2,065.64
2014-421	FAIR, GLENN	1982	2,545.26
2014-421	FREER, JACK R	373	3,314.22
2014-421	FRY, CARL V	1507	2,162.64
2014-421	GAUTSCHI, ROBERT	191	250.00
2014-421	KENNISON, RONALD C	2220	2,173.70
2014-421	KEPLER, DERRICK D	3755	1,553.85
2014-421	LEE, KIPLAN M	3017	1,931.95
2014-421	LOCATELLI, RONALD G	3512	1,444.29
2014-421	MARTENSEN, MARIE E	1763	1,165.00
2014-421	MAYS, BRIAN M	1731	2,540.34
2014-421	MCFALL, WILLIE J	3355	1,578.04
2014-421	MCMAHON, ERIN M	3520	1,667.61
2014-421	MELVIN, JEFFRY	607	3,066.80

Dept/Div Activity	Payee	Social Security	Direct Deposit Amount
2014-421	NOVIKOFF, HEIDI	3006	1,529.85
2014-421	PALAMAR, SEAN C	3411	1,804.23
2014-421	PARODI, TERRY J	1313	2,420.27
2014-421	RAMOS, CHRISTOPHER L	3413	1,854.76
2014-421	SCOTT, JEFFREY A	2315	2,069.71
2014-421	STEEL, KENNETH G	324	2,229.39
2014-421	TORKEO, ANTHONY P	2565	1,313.72
2014-421	WEIS, EDWARD J	3409	1,985.17
2014-421	WHITE, DONALD T	817	2,895.92
2014-421	WILDBLOOD, JASON A	2663	1,391.24
2017-421	BAUER, DENISE M	2611	1,751.95
2017-421	CEBALLOS, MARICELA	2690	1,718.33
2017-421	CHRZANOWSKI, JESSICA A	3220	1,504.08
2017-421	CRUZ, STEPHANIE A	2832	1,348.44
2017-421	DAVIS, JENNIFER A	3902	1,302.54
2017-421	DAWSON, SARAH L	2623	2,093.93
2017-421	FLAGGE-PHILLIPS, SANDY A	3322	674.66
2017-421	HENMAN, JAMIE H	3620	1,352.14
2017-421	HERTZ, ELIZABETH A	886	1,494.09
2017-421	HIXON, JESSICA A	3977	1,199.87
2017-421	JENKINS, JENNYLYN Q	3473	1,246.31
2017-421	KNOWLES, MARJORIE F	1088	2,165.01
2017-421	MEAD, KELLI P	2102	1,659.05
2017-421	MILTON, DONNA G	1274	2,135.89
2017-421	MONCADA, MARLON	2479	1,514.11
2017-421	MRACEK, KARIN M	271	2,105.52
2017-421	RIOS, KIMBERLY L	3461	1,292.04
2017-421	SCHOBER, JENNIFER A	3978	1,178.52
2017-421	TALAVERA, WENDY V	2986	1,852.18
2018-421	HATLEY, SAMUEL I	1971	2,559.70
2018-421	TUCKER, MORGAN H	3219	2,177.58
2020-421	SPENELLA, RONALD J	3196	1,146.69
2020-421	TRIPP, WHITNEY C	3544	578.92
2505-422	ALBEE, RACHEL C	3509	464.86
2505-422	DUNN, GARY E	3637	2,005.82
2505-422	GIOMI, ROBERT S	145	3,550.87
2505-422	NEVIN, DANIEL R	1451	2,157.65
2512-422	ALBEE, DAN	303	2,933.23
2512-422	ARAMBURU, DIEGO F	2474	3,082.79
2512-422	BAKER, CURTIS D	3468	1,905.10
2512-422	BAKER, SCOTT W	304	2,000.00
2512-422	BOGGS, TRAVIS J	2654	2,781.74
2512-422	CARAS, LANCE E	1660	1,814.61
2512-422	CHARLES, ROBERT	179	3,137.73
2512-422	COLATORTI, JAMES P	1661	2,848.48
2512-422	DANEN, JASON T	1301	1,856.52
2512-422	DONNELLY, MATTHEW T	1267	2,674.44
2512-422	EASTERLING, JOHN R	1113	2,998.03
2512-422	FRIEDLANDER, JEFFREY M	2780	2,741.08
2512-422	FUHRMAN, DANIEL D	2781	1,853.99
2512-422	GARDNER, JASON A	1662	2,417.14

Dept/Div Activity	Payee	Social Security	Direct Deposit Amount
2512-422	HORTON, MICAH S	2152	2,087.55
2512-422	HOWE, TRAVIS W	1663	2,338.60
2512-422	HUGHES, ALEX W	3467	1,633.89
2512-422	HUNT, BRYON A	1474	2,186.04
2512-422	MASON, CHRISTOPHER J	2446	2,742.98
2512-422	MERRITT, MATTHEW P	1545	2,761.46
2512-422	MORGAN, STEVE	305	1,751.50
2512-422	NYBERG, KEVIN J	3075	3,047.10
2512-422	O'BRIEN, SCOTT T	2784	2,119.89
2512-422	PACE, CHRISTOPHER P	3350	1,844.79
2512-422	PARK, DAVID	125	3,157.20
2512-422	PETTY, CORY E	3076	2,114.40
2512-422	PORTER, BRETT B	3858	2,435.09
2512-422	QUILICI, JIM	237	2.17
2512-422	RAW, THOMAS	426	2,553.62
2512-422	ROBERTSON, PAT	427	1,904.93
2512-422	SANTOS, MIKE	187	3,977.45
2512-422	SAUNDERS, SAMUEL B	2785	2,953.18
2512-422	SCHREIHANS, ROBERT	157	2,944.64
2512-422	SHARP, ALAN R	3857	1,693.01
2512-422	SHIREY, DANIEL	532	3,200.00
2512-422	STANFORD, ROBERT F	162	2,477.04
2512-422	STOWE, AUSTIN W	3349	1,840.24
2512-422	TARULLI, THOMAS M	2998	3,461.94
2512-422	TRISTAO, JASON J	2445	2,056.24
2515-422	BARR, LORALEI	1204	1,638.73
2515-422	HORTON, LEE A	384	2,533.27
2515-422	LEMONS, DUANE T	773	2,499.66
2515-422	PIERETTI, JERRY S	3786	217.08
2515-422	ROCHELLE, TIMOTHY R	3771	518.66
2520-422	ARNESON, JOHN	346	2,771.72
2520-422	DEHAVEN, TIMOTHY J	483	3,417.32
2520-422	DIETRICH, JUDY M	994	648.86
2525-422	ATTASHIAN, RAFFI P	2668	3,248.64
2525-422	BERO, ERIC	139	3,624.09
2525-422	COOK, ROBBIE A	2778	2,750.94
2525-422	DAVIES, JEFF D	1211	1,676.13
2525-422	DRESCHER, STEPHEN C	3313	2,254.78
2525-422	GARRETT, GARY M	2618	1,922.01
2525-422	GELBMAN, DANIEL M	2993	3,864.74
2525-422	HARNS, CHAD	2782	2,195.37
2525-422	HILL, CAROL	830	1,261.48
2525-422	HOLLAND, SHELLEY L	3969	311.39
2525-422	LINSCOTT, JEFF F	2783	2,988.64
2525-422	MADEY, MIKE L	3911	1,922.25
2525-422	MIHELIC, BRADLEY J	2994	2,181.83
2525-422	NOVAKOVICH, JEFFRY A	283	2,841.22
2525-422	PEDRINI, JONATHON J	3348	2,086.79
2525-422	RICHS, TORREY H	3314	1,963.34
2525-422	TEMPLE, RODNEY	480	3,029.40
2525-422	WHITE, JAMES	981	2,647.07

Dept/Div Activity	Payee	Social Security	Direct Deposit Amount
3005-430	HUNT, BRENDA L	3964	1,539.14
3005-430	JAMES, EDWIN D	3646	3,346.22
3005-430	LAWRENCE, KATHRYN J	3861	407.63
3005-430	LEFFLER, TONI M	3658	1,487.65
3005-430	NEDDENRIEP, DEBORAH L	3639	765.16
3012-430	ANDERSON, DARREN S	3937	1,746.16
3012-430	BURCHIEL, CHRISTINE M	3062	905.19
3012-430	BURNHAM, ANDREW R	1612	3,802.75
3012-430	CONARD, CINDY K	2799	2,153.06
3012-430	DOYAL, BRIAN A	1500	1,964.58
3012-430	FELLOWS, ROBERT D	2106	3,323.76
3012-430	GOWER, CYNTHIA	414	1,607.40
3012-430	GRUNDY, TOM B	1613	2,391.66
3012-430	HOGEN, RORY A	262	1,792.81
3012-430	LEET, KAREN L	3036	1,697.43
3012-430	LEMONS, SHYLA K	3002	100.00
3012-430	LOWE, LEANNE N	3459	1,203.59
3012-430	OTTINGER, DEBRA L	3752	1,286.60
3012-430	PARASA, LALITHA	2360	1,839.16
3012-430	PITTENGER, PATRICK	3229	3,450.70
3012-430	PLATT, JOHN F	1104	1,699.07
3012-430	RICHARDS, DEBRA L	2208	1,410.18
3012-430	ROSENKOETTER, DAVID G	1850	2,015.35
3012-430	SABORI, TIMOTHY	3228	1,899.04
3012-430	SCHULZ, DARREN L	3678	3,798.35
3012-430	SHARP, JEFF A	3107	3,277.48
3012-430	SMITHSON, KENNETH E	3785	1,907.68
3012-430	WHITE, KAREN L	1499	1,501.16
3014-424	GATTIS, KEVIN D	2892	2,636.33
3014-424	PARK, VALERIE R	1007	1,559.52
3014-424	SCOTT-FISHER, SANDRA G	1712	1,598.56
3014-424	TRIPP, LENA E	3027	1,442.11
3014-424	WEIMER, WAYNE R	3936	1,603.11
3014-424	WHEELER, SABRINA D	3309	1,255.43
3025-419	GOOD, ZACH A	3836	2,276.44
3025-419	HARDCASTLE, RICHARD L	3535	1,694.62
3025-419	JERUMS, MICHAEL J	3832	1,546.65
3025-419	LACOMBE, WILLIAM A	619	188.00
3025-419	MIGUEL, TONY G	3008	1,561.66
3025-419	RIGBY, ERIC C	3652	1,634.19
3038-431	ALBERTSON, GARY J	2804	1,022.55
3038-431	AMUNDSON, ROBERT C	1581	1,384.79
3038-431	BECKERDITE, RICK W	193	2,622.94
3038-431	BOOTH, JOSEPH D	1724	1,934.54
3038-431	BRIO, JEFF S	3400	1,088.78
3038-431	BROWARD, STEVEN P	1986	1,322.18
3038-431	CHRIST, KEVIN A	3709	2,145.83
3038-431	COX, ADAM J	2363	1,217.54
3038-431	COX, GEORGE	862	1,012.06
3038-431	ENGELS, ERIC B	3570	2,346.00
3038-431	INGRAM, JACK H	2385	1,610.24

Dept/Div Activity	Payee	Social Security	Direct Deposit Amount
3038-431	LAAKER, JOHN J	350	1,300.14
3038-431	LAW, EDWARD L	538	1,373.57
3038-431	MOORE, JASON	3443	1,592.94
3038-431	NOFTSKER, CHARLES A	2637	1,482.72
3038-431	POUARD, ROBERT	3448	2,225.47
3038-431	RICHARDSON, NATHAN	3289	1,193.81
3038-431	SCHROEDER, RICHARD E	1594	1,302.81
3038-431	TIEARNEY, JUSTIN C	1000	1,875.72
3038-431	TOMASCO, JOHN S	351	2,777.48
3038-431	WASS, DONALD W	1482	1,506.73
3201-434	ALLISON, JAY C	3932	1,297.93
3201-434	ARNOLD, KEN E	220	3,214.16
3201-434	BELL, ANNA M	3851	1,264.49
3201-434	BRADSHAW, JEFF R	1095	1,578.86
3201-434	BROWER, MATHEW M	3957	1,395.64
3201-434	BROWN, WENDY L	266	1,877.34
3201-434	FONG, DOUGLAS G	1586	2,609.10
3201-434	FRAGER, GEORGE M	3960	1,829.62
3201-434	FREEMAN, JAMES R	3888	1,537.31
3201-434	HALE, KELLY A	3143	2,313.30
3201-434	HOWARD, FREDERICK	264	1,658.00
3201-434	IRWIN, MARK A	3216	1,641.44
3201-434	JACKLETT, JAMES V	2842	2,339.57
3201-434	KOTSULL, ALAN	272	2,300.84
3201-434	MCGOODWIN, JEFF W	401	2,049.88
3201-434	PECK, KENNETH S	3457	1,392.80
3201-434	SIMPSON, MARK	539	1,709.34
3201-434	WHITAKER, DAVID W	3089	1,575.84
3201-434	WIESE, SHAWN L	3866	1,356.79
3502-435	AGRELLA, KEVIN T	2412	1,370.29
3502-435	ALBERTSON, DAVID L	3537	882.72
3502-435	BROWN, NICOLAS A	551	2,555.00
3502-435	CATLETT, JEFF W	3333	814.41
3502-435	CAUGHRON, JASON H	3042	1,154.62
3502-435	COLLIER, AARON S	3551	1,484.05
3502-435	CROW, MIKE K	3472	1,575.10
3502-435	ESTES, JAMES M	2829	1,539.11
3502-435	GORDON, THOMAS G	835	1,277.12
3502-435	GUINN, THOMAS L	3801	3,424.08
3502-435	HORTON, CURTIS W	168	3,206.19
3502-435	JOST, THEODORE R	3001	1,032.98
3502-435	LOYOLA, ISRAEL S	3719	980.18
3502-435	MATHIESEN, BRANDON N	1262	1,454.38
3502-435	PALMER, RICHARD K	750	2,709.62
3502-435	REID, JERAD M	3410	1,044.02
3502-435	REYNA, KELLY J	3831	928.24
3502-435	RUIZ, GREGG A	3612	1,170.89
3502-435	SHINE, ROBERT	643	1,607.51
3502-435	THICKE, MICHAEL R	3246	1,078.05
3502-435	TRUELL, JESSE A	3266	1,048.61
3502-435	VOELTZ, JEFFERY R	3056	1,690.75

Dept/Div Activity	Payee	Social Security	Direct Deposit Amount
3702-437	CLEGG, VANN	2937	1,603.39
3702-437	COPP, JOSHUA J	3550	910.10
3702-437	EISNER, DAVID F	3130	965.85
3702-437	MITCHELL, TODD D	273	1,860.83
3702-437	PIER, CAMERON M	3834	804.82
3702-437	WISE, URIAH V	3032	1,276.12
4300-412	BREUER, TINA M	1477	1,498.60
4300-412	GUTIERREZ, MARIBEL	836	1,545.45
4300-412	LUIS, KRISTIN N	1772	2,795.32
4505-423	BIANCHI, BEN	361	1,618.39
4505-423	CLAPHAM, MATTHEW J	2327	1,536.04
4505-423	CLAPHAM, NICOLE M	3060	1,137.91
4505-423	HILL, VALERIE A	472	1,868.00
4505-423	KEY, ADRIANNE M	2886	1,324.11
4505-423	LAWLOR, LINDA L	1784	2,261.87
4505-423	MCGEE, CINDY A	1823	2,031.83
4505-423	MCGEE, GREGORY C	1120	1,723.76
4505-423	MENDOZA, EFREN	1004	2,373.54
4505-423	NORWOOD, AMBER M	2434	1,293.37
4505-423	SIMMS, JOHN B	149	3,041.60
4505-423	URRUTIA, JOSE A	2219	1,911.95
4506-423	AGUAYO, MEGAN L	3084	1,373.19
4506-423	AIKINS, ALBERT	398	1,696.59
4506-423	BEER, PAULA	711	1,329.62
4506-423	BRENENSTALL, MARK G	2061	1,820.18
4506-423	CANNE, MICHAEL A	3466	1,372.49
4506-423	DANTZLER, FRANCES C	2882	1,509.94
4506-423	DAVIS, SCOTT B	1506	2,324.74
4506-423	FINNEGAN, KAREN A	197	117.57
4506-423	GARCIA GONZALEZ, MARIA LOREN	3453	1,269.02
4506-423	GARRISON, CHRISTINE M	292	2,456.40
4506-423	GREENE, DANIEL L	2606	1,626.95
4506-423	KEYES, NEAL J	3920	403.59
4506-423	LUTU, JAMES S	3549	1,395.18
4506-423	MCBRIDE, ERICK R	3471	500.30
4506-423	MOURNIGHAN, FRANK J	2888	1,602.05
4506-423	NELSON, NANCY	127	1,920.32
4506-423	PEKA, KRISTYNA L	3966	763.48
4700-412	ARMSTRONG, THOMAS R	3931	2,815.41
4700-412	ASHTON, TRACY L	2441	2,267.71
4700-412	COOPER, CRISTAL A	2815	1,386.96
4700-412	CORTES, MAXINE	3285	3,359.44
4700-412	DANIEL, TAWNYA S	2435	1,672.38
4700-412	DAVIS, LAUREN M	3967	1,817.24
4700-412	DUNCKHORST, KACY J	3231	1,144.20
4700-412	ERVEN, CHRISTINE	156	2,246.57
4700-412	FISCHER, CARIN	511	2,346.24
4700-412	FRANZ, CHRISTINE M	2680	1,473.64
4700-412	GARDNER, TARYN A	3915	1,017.85
4700-412	GREENBURG, SUSAN	3622	1,313.03
4700-412	GUTIERREZ, JULIE	251	526.00

Dept/Div Activity	Payee	Social Security	Direct Deposit Amount
4700-412	GUTIERREZ, VANESSA C	3338	1,136.02
4700-412	HARKLEROAD, JULIE C	1973	1,666.31
4700-412	HIGGINS, JOLIE C	1264	2,374.74
4700-412	LOPEZ, JULIO A	952	2,717.97
4700-412	LOPEZ, SYLVIA C	405	2,198.32
4700-412	LOYOLA, MIRNA	3441	1,207.84
4700-412	NICHOLS, LESLIE A	2190	2,177.22
4700-412	PUTZ, AMBER B	3979	998.02
4700-412	SCHOFIELD, STEPHEN O	3842	1,861.70
4700-412	TATRO, JOHN	667	3,662.17
4700-412	TINAJERO, MARTHA A	2649	1,478.02
4700-412	TORRES, BRENDA L	1551	1,524.21
4700-412	VAZQUEZ, TIMOTHY M	2251	2,170.34
4700-412	WAKELING, EVELYN S	3643	1,371.63
4700-412	YANG, WENDY E	623	1,810.03
4705-412	BEIL, KIMBERLY S	674	1,588.94
4705-412	CONTI, ROBERT M	3780	462.06
4705-412	COUNCILMAN, SUE A	3555	1,010.32
4705-412	DAVIS, KURT	85	671.45
4705-412	GEORGE, ANA G	3623	1,242.54
4705-412	GONZALES, MELIAH H	2605	1,840.99
4705-412	HALE, MARTIN G	3962	1,635.97
4705-412	MAYA, MARIA E	1699	1,469.05
4705-412	PARKER, ROBERT B	3263	316.00
4705-412	PETERS, JAYNE Y	2503	728.35
4705-412	PLANETA, RORY C	3271	2,918.35
4705-412	RYBA, JUSTIN M	3434	1,660.86
4705-412	SAAVEDRA, CLAUDIA	944	2,127.81
4705-412	SUMMERS, CATHERINE E	254	2,134.14
4705-412	SWALM, DOUGLAS D	3975	605.85
4705-412	TRACY, ROBERT P	86	716.04
4705-412	WOOMER, DANN F	3781	561.91
4705-412	ZACHA, MARK A	3775	1,748.12
5005-452	BIDDLE, ALLAN A	1684	1,397.63
5005-452	HYATT, STELLA R	2173	1,569.65
5005-452	KRAHN, VERN L	1243	2,352.50
5005-452	MOELLENDORF, ROGER A	2831	3,145.95
5005-452	PETRENKO, DARIA A	1958	1,762.97
5005-452	REED, DIXIE L	2521	1,370.47
5005-452	WARNE, DANIEL	225	1,434.00
5012-452	BARTLETT, MICHAEL L	2400	1,158.79
5012-452	BOTTOMS, DUANE R	2296	1,667.19
5012-452	CASE, THOMAS	174	1,600.00
5012-452	FAHRENBRUCH, SCOTT	533	2,671.34
5012-452	FRASER, KENNETH R	508	1,257.90
5012-452	MARIOLO, STEPHEN C	1806	1,762.41
5012-452	MCCAIN, EDWARD	176	1,321.63
5012-452	MCCLOSKEY, TANYA L	2908	1,039.53
5012-452	NAVARRO, DAVID A	3203	1,654.21
5012-452	STULTZ, JASON D	3399	950.80
5034-419	ALBERTSON, ERICK J	2272	1,722.83

Dept/Div Activity	Payee	Social Security	Direct Deposit Amount
5034-419	BIASOTTI, ANDREW J	2877	1,600.14
5034-419	BUTTNER, RICHARD	641	1,481.11
5034-419	CLICK, GARY A	1715	1,966.77
5034-419	DEVERAUX, SHANE D	2487	1,269.84
5034-419	DININGER, PAUL I	1215	1,412.36
5034-419	KEITH, WILLIAM	326	2,114.77
5034-419	NAIR, LAWRENCE	184	1,735.26
5034-419	OTERO, SERGIO A	2692	1,688.65
5034-419	REED, RONALD J	2808	1,781.86
5047-452	BOLLINGER, ANN P	3101	1,384.10
5047-452	GUZMAN, JUAN F	291	1,745.01
5055-451	AMPUDIA, JONATHAN	3968	214.93
5055-451	BIDDLECOME, ANDREW B	3821	96.74
5055-451	CROCKETT, MARILYN D	3327	164.47
5055-451	CURD, BRANDON L	3941	79.34
5055-451	HEARN, CHLOE N	3687	96.76
5055-451	HOLLENBECK-PRING, SPENSER S	3845	125.77
5055-451	MACCARTY, SAMANTHA R	3685	172.21
5055-451	MARSHALL, ADA D	1726	1,069.60
5055-451	MCINTOSH, ASHTON O	3692	81.28
5055-451	MEYER, KURT	354	2,124.59
5055-451	NELIS, BARBARA A	3939	69.21
5055-451	NOVAK, DYLAN M	3806	89.01
5055-451	PECKHAM, ANDREW S	3720	56.12
5055-451	POWELL, SHELBY L	3948	59.98
5055-451	QUINTERO, GLORIA	3947	89.01
5055-451	REDMOND, TAMI D	1386	1,585.35
5055-451	SHOWALTER, GARY M	3828	56.12
5056-451	AMES, MITCH	286	2,122.54
5056-451	BATEY, DAN	3898	202.13
5056-451	DODGE, KELLY E	3791	101.98
5056-451	GOODNIGHT, SHEA	3879	447.97
5056-451	KLUG, ERIC M	2878	1,190.63
5057-451	CANFIELD, TAYLOR RAE L	3757	239.93
5057-451	CHAPMAN, SCOTT M	2340	575.05
5057-451	FOWZER, SIERRA R	3498	267.59
5057-451	HYATT, BRISEIDA J	3949	93.89
5057-451	KRAHN, DANIEL J	3505	378.65
5057-451	KRAHN, KATIE R	3809	254.71
5057-451	LIVERMORE, KATHRYN R	3705	49.17
5057-451	MCCOY, MEGAN A	3701	257.89
5057-451	MCELFISH, LINDSEY R	3807	212.37
5057-451	MECKES, SARAH H	3813	191.55
5057-451	PETERSEN, CAROL A	2161	59.78
5057-451	SORACCO, MEAGAN S	1105	1,671.42
5060-451	CHAMPION, THOMAS	3582	60.09
5060-451	DUNN, JOEL	466	2,376.60
5060-451	KATZORKE, KURT	3732	1,513.39
5060-451	PRICE, CALEB J	3890	78.87
5067-443	GLANCY, MICHAEL T	310	1,700.18
5067-443	ZUEND, TERRELL A	1990	1,201.22



Dept/Div Activity	Payee	Social Security	Direct Deposit Amount
6200-455	ANTIPA, SUSAN M	1471	1,910.80
6200-455	COTTON, MAXINE J	328	1,438.87
6200-455	DEMATTEI, TRACI D	3859	330.52
6200-455	DEVANEY, SANDRA D	846	1,321.74
6200-455	HAAKINSON, ROGER A	881	1,029.78
6200-455	JONES, SARA F	3321	3,003.08
6200-455	LAMBERT, MARY A	1913	1,148.70
6200-455	LEUTHAUSER, RICHARD D	3100	924.01
6200-455	MARCH, RACHEL M	2010	1,581.63
6200-455	MOORE, ANDREA W	591	1,627.11
6200-455	PIMENTEL, YADHIRA	3974	305.01
6200-455	RUSH, KATHY	3581	1,406.59
6200-455	SADY, AMBER C	3674	1,523.45
6200-455	SEILER, MARIA E	462	1,010.46
6200-455	WERLINGER, ELAINE J	329	1,557.50
6200-455	WESTERGARD, TAMMY	3305	2,272.23
6800-441	ASCHENBACH, NOEMI M	3782	1,429.23
6800-441	BARLOW, JUDY L	3868	2,301.75
6800-441	BAROSSO, ANGELA L	2823	2,097.69
6800-441	BELT, STACEY A	2824	1,957.33
6800-441	BERGENHEIER, ELAINE	3442	1,265.61
6800-441	BLANDFORD, MICHELLE R	3784	449.79
6800-441	BLOOMER, CORTNEY L	3667	1,764.41
6800-441	BOOTHE, DUSTIN	956	2,375.76
6800-441	CLEMMENSEN, KARYN K	3028	1,136.13
6800-441	CORBIT, JUNE K	3878	517.09
6800-441	DE LA TORRE, ARGELIA I	3733	1,093.23
6800-441	FOX, NEIL S	3091	2,112.03
6800-441	GALAS, VERONICA M	3718	2,173.87
6800-441	GILLILAND, ELVA A	3217	1,390.05
6800-441	GODTFREDSSEN, CAROL M	2898	2,005.38
6800-441	HANNAH, CYNTHIA J	3895	1,672.10
6800-441	HAYNIE, KATHLEEN M	3875	1,810.82
6800-441	HENRY, JUNE A	3070	685.93
6800-441	HOTALING, SALVANETTE O	3465	2,212.61
6800-441	JIMENEZ, ANA J	3916	1,864.39
6800-441	JOHNSON, DAVID M	3621	512.86
6800-441	MILES, SALLYANNE L	3741	910.67
6800-441	PIERCE, SALLY A	3736	191.20
6800-441	PURKEY, BECKY W	3636	337.47
6800-441	SANTILLO, CHERIE' L	1449	1,463.68
6800-441	SCHNIEDER, BRENDAN A	3924	1,477.43
6800-441	WORKS, MARENA L	801	2,209.25
6804-441	ANNETT, ALLEN J	2250	1,780.61
6804-441	BRAZEAL, STEVEN M	2679	1,079.14
6804-441	BURT, LINDA S	3063	1,008.89
6900-442	BAKER, ANTHONY	1069	2,678.39
6900-442	JALLO, KATHLENE S	3883	1,049.65
6900-442	KELLY, HEATHER C	3224	743.67
6900-442	KELLY, SHADOW L	3518	1,397.80
6900-442	MCCOY, KEVIN	215	1,633.09

Prepared 10/25/11, 11:10:58  
Program PR655L  
CITY OF CARSON CITY

Direct Deposit Register  
BI-WEEKLY  
Pay Date 10/27/11

Page 13  
Pay Period 22  
10/07/11 To 10/20/11

---

Dept/Div Activity	Payee	Social Security	Direct Deposit Amount
6900-442	MCCRACKEN, SEAN P	3850	383.05
6900-442	RADTKE, GAIL C	2371	1,931.49
6900-442	RUFFNER, TONYA J	3927	1,133.29
7200-413	BUNDY-TORAL, MOLLY	3668	1,039.99
7200-413	DUNCAN, CANDACE	3666	2,707.13
7200-413	EVANS, SALLY J	3665	1,328.91
7200-413	JONES, JANET S	3641	1,620.98
7200-413	LIVESAY, APRIL G	3926	227.62
7200-413	MACAULEY, LINDA K	3682	882.16
Total Direct Deposits -			621 1,044,219.50

---

Dept/Div Activity	Check Payee	Social Security	Check Number	Amount
212-413	MALONE, DIANA L	2913	210825	488.93
500-413	CRAWFORD, SUZANNE M	3961	210826	1,233.22
1000-461	WEHLING, ANNA	3669	210827	121.09
2011-421	COCKING, PATRICIA S	3922	210828	110.32
2011-421	RISENHOOVER, NORVAL B	3260	210829	171.68
2011-421	URBANSKI, KURT J	2492	210830	1,798.08
	SO DAKOTA CHILD SUPPRT PMT CTR		210904	276.92
2013-421	BROOKS, JENNIFER L	2905	210831	1,307.67
2014-421	CARTER, JOSH J	2890	210832	1,988.95
2014-421	GAUTSCHI, ROBERT	191	210833	3,125.62
2014-421	HOWELL, CARL G	3098	210834	1,486.80
	CA STATE DISBURSEMENT UNIT		210902	232.61
2014-421	NUNO, MICHAEL J	3530	210835	2,241.12
2014-421	STEEL, KENNETH G	324	210836	192.15
2020-421	QUILICI, DON A	3914	210837	614.99
2512-422	BAKER, SCOTT W	304	210838	671.03
2512-422	SHIREY, DANIEL	532	210839	86.39
2515-422	MCCULLOCH, ROBERT L	3106	210840	418.93
2515-422	SHANNON, KANI D	18	210841	56.90
3012-430	DOENGES, DANIEL	3445	210842	2,045.40
3012-430	LEMONS, SHYLA K	3002	210843	1,311.09
3025-419	LACOMBE, WILLIAM A	619	210844	1,462.43
	CA STATE DISBURSEMENT UNIT		210903	179.53
3038-431	HACKING, JAMES E	3647	210845	1,125.36
3201-434	HOWARD, FREDERICK	264	210846	496.65
3201-434	KEPHART, JONATHON J	3514	210847	1,202.54
	CARSON CITY SHERIFF'S OFFICE		210905	504.02
4300-412	JEFFRIES, ANGELA C	3912	210848	1,116.79
	CHILD SUPPORT ENFORCEMENT AGEN		210906	94.61
4506-423	HEUER, ASHLEIGH S	3557	210849	221.12
	INTERNAL REVENUE SERVICE		210900	115.00
4506-423	PRATT, CRISSY A	3563	210850	34.58
4506-423	VASQUEZ, OLIVIA L	3316	210851	1,484.40
4700-412	GUTIERREZ, JULIE	251	210852	622.44
4705-412	LEWIS, JOHN W	3777	210853	519.21
4705-412	ROMERO, JERRY	3673	210854	1,483.12
5012-452	BIDDLE, ERIK A	1320	210855	1,043.91
5012-452	CASE, THOMAS	174	210856	702.81
5012-452	TOWNSEND, ROBERT H	368	210857	351.64
	CA STATE DISBURSEMENT UNIT		210901	93.69
5034-419	MEITZNER, ROBERT F	319	210858	1,442.69
5055-451	ALLEN, SARAH M	3790	210859	376.73
5055-451	AUNKST, MIA G	2097	210860	158.50
5055-451	BREEN, MEGAN J	3822	210861	63.85
5055-451	CANNON, RICHARD P	3876	210862	178.23
5055-451	CHANG, ERIN Y	3710	210863	146.48
5055-451	COLLINGS, BRIANA N	3490	210864	286.54
5055-451	FAHRENBRUCH, JESSICA M	3711	210865	50.31
5055-451	GENTNER, CORY K	3823	210866	27.09
5055-451	HARDGRAVE, ALBERT W	3176	210867	327.93
5055-451	HOWELL, MONTE J	3846	210868	52.26

Dept/Div Activity	Check Payee	Social Security	Check Number	Amount
5055-451	KERKLA, SARAH K	3192	210869	220.15
5055-451	LIMON GONZALEZ, ELIZABETH	3944	210870	23.22
5055-451	LOMBARDO, JENNIFER C	3829	210871	162.54
5055-451	MEDINA, BRITTANY L	3825	210872	79.34
5055-451	MURDOCK, IAN J	2774	210873	166.36
5055-451	TERRILL, JACQUE	3958	210874	59.98
5055-451	WARNER, REBECCA A	3510	210875	296.63
5057-451	BIANCHI, CARLI J	3712	210876	3.76
5057-451	BRUKETTA, SAM H	3938	210877	142.73
5057-451	HUGHES, DEVIN T	3940	210878	500.84
5057-451	MATHIESEN, BRIANNA M	3955	210879	195.30
5057-451	MCDOWELL, AUGUST C	3808	210880	352.27
5057-451	PERRY, BREANN N	3632	210881	172.08
5057-451	RUYBALID, SHAYNA N	3297	210882	305.23
5060-451	BRAGG JR, JOHN W	3729	210883	156.55
5060-451	GILLOTT, JASON F	3903	210884	177.54
5060-451	KORDONOWY, COLLEEN	3432	210885	51.89
5060-451	LOZANO-HERNANDEZ, DEYANIRA	3452	210886	330.94
5060-451	MADERA, PEDRO A	3096	210887	476.69
5060-451	NAVARRO, TAMERA	3256	210888	65.56
5060-451	ROSER, BRADY D	3887	210889	158.66
5060-451	SAAVEDRA, BIANCA D	3385	210890	146.49
5060-451	SAYAFI, MOHAMAD A	3889	210891	37.56
5060-451	TEETER, JEREMIAH A	2639	210892	120.19
6200-455	BREWER, RENEE A	1807	210893	368.75
6200-455	LAUDER, AMY E	3929	210894	197.03
6200-455	MORIARTY, ANNE M	3023	210895	352.36
6804-441	CRAM, BRUCE A	3331	210896	1,195.71
6804-441	GOWER, MITCHELL A	2283	210897	1,057.64
6804-441	STEVENS, KERRY R	2271	210898	1,812.27
6900-442	DUBOIS, TIFFANY E	3980	210899	353.73
Total Checks -			82	45,684.34