

**City of Carson City
Agenda Report**

Date Submitted: June 24, 2013

Agenda Date Requested: July 3, 2013

Time Requested: 15 Minutes

To: Carson City Board of Health

From: Health & Human Services (Marena Works)

Subject Title: For Possible Action: Report, discussion and possible direction to staff regarding the Deputy City manager's report on Carson City 2013 Health Rankings.

Staff Summary: Provide an update on 2013 County Health Rankings for Carson City, Nevada as compared to other Nevada counties.

Type of Action Requested: (check one)

Resolution

Ordinance

Formal Action/Motion

Other (Specify) Information Only

Does This Action Require A Business Impact Statement: Yes No

Recommended Board Action: I move to accept the Deputy City Manager's report.

Explanation for Recommended Board Action: Report provides a comparative ranking for Carson City Municipality and the Board may want to take action or give staff direction.

Applicable Statute, Code, Policy, Rule or Regulation: N/A

Fiscal Impact: N/A





Explanation of Impact: N/A

Funding Source: N/A

Alternatives:

Supporting Material: Active Strategy Board of Health Briefing Book and Cross Jurisdictional attachment

Prepared By: Romaine Gilliland

Reviewed By:  Date: 6/25/13
 (Department Head)
 Date: 6/25/13
 (City Manager)
 Date: 6/25/13
 (District Attorney)
 Date: 6/25/13
 (Finance Director)

Board Action Taken:

Motion: _____ 1) _____ Aye/Nay
 2) _____ _____

 (Vote Recorded By)



COUNTY HEALTH RANKINGS
2013
CARSON CITY, NV



Carson City Health and Human Services

County Health Rankings

- The 2013 County Health Rankings & Roadmaps showed a marked improvement for Carson City in most areas among Nevada counties since the first report in 2010.

Overall Rankings

2012		2013	
Rank	County	Rank	County
1	Douglas	1	Storey
2	Elko	2	Lincoln
3	Lincoln	3	Douglas
4	Washoe	4	Elko
5	Lyon	5	Eureka
6	Pershing	6	Washoe
7	Churchill	7	Lyon
8	Humboldt	8	<u>Carson City</u>
9	Storey	9	Clark
10	Clark	10	Pershing
11	Eureka	11	Humboldt
12	<u>Carson City</u>	12	Churchill
13	White Pine	13	White Pine
14	Lander	14	Lander
15	Nye	15	Mineral
16	Mineral	16	Nye

Rankings Health Outcomes: Mortality

2012		2013	
Rank	County	Rank	County
1	Douglas	1	Storey
2	Pershing	2	Lincoln
3	Washoe	3	Douglas
4	Lyon	4	Washoe
5	Clark	5	Lyon
6	Elko	6	Clark
7	<u>Carson City</u>	7	Elko
8	Humboldt	8	<u>Carson City</u>
9	Eureka	9	Pershing
10	Storey	10	Eureka
11	Churchill	11	Churchill
12	Lincoln	12	Humboldt
13	White Pine	13	Lander
14	Lander	14	White Pine
15	Nye	15	Mineral
16	Mineral	16	Nye

Rankings Health Outcomes: Morbidity

2012		2013	
Rank	County	Rank	County
1	Lincoln	1	Lincoln
2	Churchill	2	Storey
3	Elko	3	Eureka
4	Storey	4	Humboldt
5	Washoe	5	Elko
6	Eureka	6	Churchill
7	Humboldt	7	White Pine
8	Douglas	8	Washoe
9	Washoe	9	<u>Carson City</u>
10	Lyon	10	Pershing
11	Clark	11	Lyon
12	<u>Carson City</u>	12	Douglas
13	Lander	13	Clark
14	Pershing	14	Mineral
15	Nye	15	Lander
16	Mineral	16	Nye

Snapshot 2013: Carson City, NV

	Carson City	Error Margin	Bench Mark*	Nevada	Rank (of 16)
Outcomes Health					8
Mortality					8
Premature death	7,390	6,617-8,163	5,317	7,252	
Morbidity					9
Poor or fair health	20%	17-23%	10%	17%	
Poor physical health days	4.0	3.4-4.6	2.6	3.7	
Poor mental health days	3.5	3.0-4.0	2.3	3.6	
Low birth weight	7.4%	6.6-8.1%	6.0%	8.2%	

Snapshot 2013: Carson City, NV

	Carson City	Error Margin	Bench Mark*	Nevada	Rank (of 16)
Health Factors					8
Health Behaviors					4
Adult smoking	22%	19-25%	13%	22%	
Adult obesity	23%	20-26%	25%	26%	
Binge drinking	20%	17-22%	7%	19%	
Motor vehicle crash death rate	12	9-16	10	14	
Sexually Transmitted Infect.	326		92	358	
Teen birth rate	55	51-60	21	48	