

# BID PROPOSAL

## BID BOND

KNOW ALL MEN BY THESE PRESENTS, that I/We A & K Earth Movers, Inc.  
as Principal, hereinafter called Contractor, and Great American Insurance Company  
a corporation duly organized under the laws of the State of Nevada, as Surety, hereinafter called the Surety, are held and firmly bound unto Carson City, Nevada a consolidated municipality of the State of Nevada, hereinafter called City, for the sum of \$ \*\*5%\*\* Dollars

(state sum in words) Five percent of attached bid  
for the payment whereof Contractor and Surety bind themselves, their heirs, executors, administrators, successors and assigns, jointly and severally, firmly by these presents.

WHEREAS, the Principal has submitted a bid, identified as BID # 1415-124 and titled "Carson City Landfill Entrance Repair."

NOW, THEREFORE if the City shall accept the bid of the Principal and the Principal shall enter into a contract with the City in Accordance with the terms of such bid, and give such bond or bonds as may be specified in the bidding or Bid Documents with good and sufficient surety for the faithful performance of such Contract and for the prompt payment of labor and material furnished in the prosecution thereof, or in the event of the failure of the Principal to enter such Contract and give such bond or bonds, if the Principal shall pay to the City the difference not to exceed the penalty hereof between the amount specified in said bid and such larger amount for which the City may in good faith contract with another party to perform work covered by said bid or an appropriate liquidated amount as specified in the Invitation for Bids then this obligation shall be null and void, otherwise to remain in full force and effect.

Executed on this 23rd day of January 2015

Signature of Principal: [Signature]

Title: VICE-PRESIDENT

Firm: A & K Earth Movers, Inc.

Address: 12251 Truckee Canyon Court


City/State/Zip Code: Sparks, NV 89434

Written Name of Principal: Scott R. Hiett

ATTEST NAME

Signature of Notary: [Signature]

(Seal)



Subscribed and sworn before me this 23rd day of January 2015

(printed name of notary) KIMBERLY A. BELL

Notary Public for the State of NEVADA

Claims Under this Bond May be Addressed to:

Nevada Resident Agent Information  
Complete for out of state bonding companies

Name of Surety Great American Insurance Company

Name of Local Agent L/P Insurance Services

Address 420 East South Temple #330

Address 300 East 2nd St.

City Salt Lake City

City Reno

State/Zip Code UT 84111

State/Zip Code NV 89501

Name Lori Jones

Agent's Name Lori Jones

Title Attorney-In-Fact

Agent's Title Agent

Phone 775-996-6037

Agents Phone 996-6037

Surety's Acknowledgement [Signature]

NOTICE: No substitution or revision to this bond form will be accepted. Sureties must be authorized to do business in and have an agent for services of process in the State of Nevada. Certified copy of Power of Attorney must be attached.

**GREAT AMERICAN INSURANCE COMPANY®**

Administrative Office: 301 E 4TH STREET • CINCINNATI, OHIO 45202 • 513-369-5000 • FAX 513-723-2740

The number of persons authorized by this power of attorney is not more than **FOUR**

No. 0 14717

**POWER OF ATTORNEY**

**KNOW ALL MEN BY THESE PRESENTS:** That the GREAT AMERICAN INSURANCE COMPANY, a corporation organized and existing under and by virtue of the laws of the State of Ohio, does hereby nominate, constitute and appoint the person or persons named below, each individually if more than one is named, its true and lawful attorney-in-fact, for it and in its name, place and stead to execute on behalf of the said Company, as surety, any and all bonds, undertakings and contracts of suretyship, or other written obligations in the nature thereof; provided that the liability of the said Company on any such bond, undertaking or contract of suretyship executed under this authority shall not exceed the limit stated below.

Name	Address	Limit of Power
LORI JONES	TERI WOOD	ALL
NICK ROSSI	PATRICIA OWENS	\$100,000,000.00
	RENO, NEVADA	

This Power of Attorney revokes all previous powers issued on behalf of the attorney(s)-in-fact named above.

IN WITNESS WHEREOF the GREAT AMERICAN INSURANCE COMPANY has caused these presents to be signed and attested by its appropriate officers and its corporate seal hereunto affixed this **19TH** day of **MARCH**, 2014

Attest

GREAT AMERICAN INSURANCE COMPANY



*Stephen C. Beraha*  
Assistant Secretary

*David C. Kitchin*  
Divisional Senior Vice President

STATE OF OHIO, COUNTY OF HAMILTON - ss:

DAVID C. KITCHIN (877-377-2406)

On this **19TH** day of **MARCH**, 2014, before me personally appeared DAVID C. KITCHIN, to me known, being duly sworn, deposes and says that he resides in Cincinnati, Ohio, that he is a Divisional Senior Vice President of the Bond Division of Great American Insurance Company, the Company described in and which executed the above instrument; that he knows the seal of the said Company; that the seal affixed to the said instrument is such corporate seal; that it was so affixed by authority of his office under the By-Laws of said Company, and that he signed his name thereto by like authority.



**Shelle Clontz**  
Notary Public, State of Ohio  
My Commission Expires 08-09-2015

*Shelle Clontz*

This Power of Attorney is granted by authority of the following resolutions adopted by the Board of Directors of Great American Insurance Company by unanimous written consent dated June 9, 2008.

*RESOLVED: That the Divisional President, the several Divisional Senior Vice Presidents, Divisional Vice Presidents and Divisional Assistant Vice Presidents, or any one of them, be and hereby is authorized, from time to time, to appoint one or more Attorneys-in-Fact to execute on behalf of the Company, as surety, any and all bonds, undertakings and contracts of suretyship, or other written obligations in the nature thereof; to prescribe their respective duties and the respective limits of their authority; and to revoke any such appointment at any time.*

*RESOLVED FURTHER: That the Company seal and the signature of any of the aforesaid officers and any Secretary or Assistant Secretary of the Company may be affixed by facsimile to any power of attorney or certificate of either given for the execution of any bond, undertaking, contract of suretyship, or other written obligation in the nature thereof, such signature and seal when so used being hereby adopted by the Company as the original signature of such officer and the original seal of the Company, to be valid and binding upon the Company with the same force and effect as though manually affixed.*

**CERTIFICATION**

I, STEPHEN C. BERAHA, Assistant Secretary of Great American Insurance Company, do hereby certify that the foregoing Power of Attorney and the Resolutions of the Board of Directors of June 9, 2008 have not been revoked and are now in full force and effect.

Signed and sealed this **23** day of **January**, 2015.



*Stephen C. Beraha*  
Assistant Secretary

# BID PROPOSAL

**BID # 1415-124**

**BID TITLE: "Carson City Landfill Entrance Repair"**

**NOTICE:** No substitution or revision to this Bid Proposal form will be accepted. Carson City will reject any Bid that is received that has changes or alterations to this document. Although the Prevailing Wages are provided in this bid document, the bidder is responsible to verify with the Labor Commissioner if any addendums have been issued. The successful bidder will be required to provide the current Prevailing Wages used in preparation of their bid within 24 hours of bid submission.

**PRICES** will be valid for sixty (60) calendar days after the bid opening which is indicated in the Notice to Contractors.

**A COPY OF CONTRACTOR'S "CERTIFICATE"** of eligibility issued by the State of Nevada Contractors' Board as proof of Bidder's compliance with the provisions of N.R.S. 338.147 must be submitted with his/her bid for the preference to be considered. This Statute does not apply to projects expected to cost less than \$250,000.

**COMPLETION** of this project is expected **PURSUANT TO THE BID DOCUMENTS.**

**BIDDER** acknowledges receipt of 1 Addendums.

**SUMMARY**

	Description	Scheduled Value	Unit	Unit Price	Total Price
	<b>Schedule A:</b>				
BP. 1	Mobilization, Demobilization and Clean-Up	1	LS	10066.00	10,066.00
BP.2	Traffic Control	1	LS	3825.55	3,825.55
BP.3	Remove Existing PCC Conc	1763	SF	6.00	10,578.00
BP.4	Remove Existing AC Pavement	5184	SF	1.65	8,553.60
BP.5	Cap and Slurry Fill Existing 6" Pipe	105	LF	6.00	630.00
BP.6	Scarify Existing Subgrade (12" Depth)	4754	SF	0.70	3,327.80
BP.7	PCC Flatwork (4" Conc., 4" Ag Base)	82	SF	10.50	861.00
BP.8	PCC Flatwork (6" Conc., 9" Ag Base)	3336	SF	11.00	36,696.00
BP.9	PCC Type 1 Curb and Gutter	47	LF	70.00	3,290.00
BP.10	PCC Valley Gutter 4" Conc. On 4" Agg. Base (Non-Traffic Areas)	1490	SF	6.50	9,685.00
BP.11	PCC Valley Gutter 6" Conc. On 9" Agg. Base (Traffic Areas)	986	SF	12.00	11,832.00
BP.12	AC Pavement Patch	1167	SF	11.65	13,595.55
BP.13	Concrete Light Pole Footing	1	EA	1575.00	1,575.00
BP.14	NDOT Type 7 Light Pole with 15' Luminaire Arm and Fixture	1	EA	4000.00	4,000.00
BP.15	Electrical Wire for Street Light	380	LF	1.80	684.00
BP.16	Install Pull Box	2	EA	425.00	850.00
BP.17	Excavate and Place 1-2" Sch. 80 PVC Conduit	78	LF	12.50	975.00

# BID PROPOSAL

BP.18	Excavate and Place 2-2" Sch. 80 PVC Conduit	340	LF	14.00	4,760.00
BP.19	Rock Lined V-Ditch	2114	SF	5.75	12,155.50
BP.20	Rubber Speed Bumps	36	LF	85.00	3,060.00
BP.21	Total Base Bid Price (Schedule A)			141,000.00	

BP.22 Total Base (Schedule A) Bid Price Written in Words:

One hundred forty-one thousand Dollars and No cents.

# BID PROPOSAL

## BP.23 BIDDER INFORMATION:

Company Name:	A: KEARTH MOVERS, Inc.
Federal ID No.:	88-0087157
Mailing Address:	515 Windmill Drive
City, State, Zip Code:	FALLON, NV 89406
Complete Telephone Number:	(775) 825-1636
Complete Fax Number:	(775) 825-6171
Fax Number including area code:	(775) 825-6171
E-mail:	shiatt@akearthmovers.com

Contact Person / Title:	SCOTT R. HIATT, VICE-PRESIDENT
Mailing Address:	12251 TRUCKEE CANYON COURT
City, State, Zip Code:	SPARKS, NV 89434
Complete Telephone Number:	(775) 825-1636
Complete Fax Number:	(775) 825-6171
E-mail Address:	shiatt@akearthmovers.com

## BP.24 LICENSING INFORMATION:

Nevada State Contractor's License Number:	24548
License Classification(s):	A
Limitation(s) of License:	UNLIMITED
Date Issued:	9/1987
Date of Expiration:	4/30/2016
Name of Licensee:	A: KEARTH MOVERS, Inc.
Carson City Business License Number:	15-00004382
Date Issued:	12/15/14
Date of Expiration:	12/31/15
Name of Licensee:	A: KEARTH MOVERS, Inc.



Southern Nevada Office  
2310 Corporate Circle, Suite 200  
Henderson, Nevada 89074  
(702) 486-1100

Northern Nevada Office  
9670 Gateway Drive, Suite 100  
Reno, Nevada 89521  
(775) 688-1141

# STATE CONTRACTORS BOARD

The Nevada State Contractors Board certifies that

## A & K EARTH MOVERS INC

Licensed since April 08, 1987

License No. 0024548


Is duly licensed as a contractor in the following classification(s):

**PRINCIPALS:**

- KELLY BART HIATT, President Qualified In
- MICHAEL ANTHONY HIATT, Vice President
- SCOTT RAY HIATT, Vice President Qualifie
- CHRISTIAN SPROSS, Secretary
- SHARON JUNE REAM, Treasurer

**A-GENERAL ENGINEERING**

LIMIT: Unlimited  
EXPIRES: 04/30/2016



Chairman, Nevada State Contractors Board



### STATE OF NEVADA CONTRACTORS LICENSE

THIS IS TO CERTIFY THAT THE COMPANY LISTED BELOW IS LICENSED IN THE STATE OF NEVADA FOR THE CLASSIFICATION(S) SHOWN:

A & K EARTH MOVERS INC  
515 WINDMILL DR  
FALLON NV 89406

LIC. NO. 0024548  
EXPIRES: 04/30/2016

LIMIT: Unlimited  
Class: A

### STATE OF NEVADA STATE CONTRACTORS BOARD

9670 Gateway Drive, Suite 100 Reno, Nevada 89521  
2310 Corporate Circle, Suite 200 Henderson, Nevada 89074

#### POCKET CARD RE-ORDER FORM

Enclosed is \$ \_\_\_\_\_ to cover the cost of \_\_\_\_\_ additional pocket cards at ten dollars (\$10.00) each.

Firm Name \_\_\_\_\_

License No. \_\_\_\_\_

Date: \_\_\_\_\_ By: \_\_\_\_\_

A & K EARTH MOVERS INC  
515 WINDMILL DR  
FALLON NV 89406



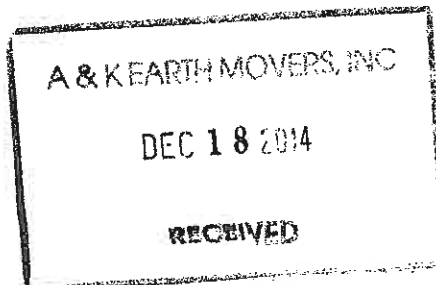
**CITY OF CARSON CITY**  
**Business License Division**  
108 E. Proctor St.  
Carson City, NV 89701  
(775) 887-2105

## LICENSE RECEIPT

A & K EARTHMOVERS  
PO BOX 1059

FALLON NV 89406

License Number: 15-00004382  
Expiration Date: December 31, 2015  
Business Location: O OF T, FALLON



### IMPORTANT INFORMATION

- This license constitutes a receipt for the payment of a license required by Carson City Municipal Code Title 4 to engage in, carry on, or conduct, in this city, the business, trade, calling, or profession described on the license.
- Licenses are NON-TRANSFERABLE.
- Any changes to the business information should be reported immediately to the Business License division.
- The holder of this license must comply with all Carson City Municipal Code rules and regulations.



**CITY OF CARSON CITY**  
**BUSINESS LICENSE DIVISION**  
108 E. Proctor St.  
Carson City, NV 89701  
(775) 887-2105

**This license is not transferable.**

**POST IN A CONSPICUOUS PLACE**

A & K EARTHMOVERS  
PO BOX 1059

FALLON NV 89406

Business Location: O OF T, FALLON  
Nature of Business: GENERAL ENGINEERING

License Number: 15-00004382  
License Expiration Date: December 31, 2015  
Date Issued: December 15, 2014

License renewal is the responsibility of the license holder and must be renewed prior to the expiration date to avoid penalties.

# BID PROPOSAL

**BP.25 DISCLOSURE OF PRINCIPALS:**

**Individual and/or Partnership:**

Owner 1) Name:
Address:
City, State, Zip Code:
Telephone Number:
Owner 2) Name:
Address:
City, State, Zip Code:
Telephone Number:
Other 1) Title:
Name
Other 2) Title:
Name:

**Corporation:**

State in which Company is Incorporated: <i>NEVADA</i>
Date Incorporated: <i>9/1965</i>
Name of Corporation: <i>A. J. KEARTH MOVERS, INC.</i>
Mailing Address <i>515 WINDMILL DRIVE</i>
City, State, Zip Code: <i>FALLON, NV 89404</i>
Telephone Number: <i>(775) 423-6085</i>
President's Name: <i>K. BART HIATT</i>
Vice-President's Name: <i>MICHAEL A. HIATT / SCOTT R. HIATT</i>
Other 1) Name & Title: <i>SCOTT R. HIATT, Secy / SHARON J. REUM, TREAS.</i>



# BID PROPOSAL

## BP.26 MANAGEMENT AND SUPERVISORY PERSONNEL:

Persons and Positions	Years With Firm
Name 1) <i>KEVIN ATKINS</i>	<i>1yr.</i>

Title 1) *Engineering Manager*

Name 2) <i>Scott Daibini</i>	<i>9yrs</i>
------------------------------	-------------

Title 2) *PROJECT MANAGER*

Name 3) <i>Richard Silva</i>	<i>30yrs.</i>
------------------------------	---------------

Title 3) *SUPERINTENDENT*

Name 4) <i>Todd Lehman</i>	<i>10yrs.</i>
----------------------------	---------------

Title 4) *FOREMAN*

Name 5)	
---------	--

Title 5)

Name 6)	
---------	--

Title 6)

(If additional space is needed, attach a separate page)

# BID PROPOSAL

## BP.27 REFERENCES:

### Instructions:

List at least three (3) contracts of a similar nature performed by your firm in the last three (3) years. If **NONE**, use your Company's letterhead (and submit with your bid proposal) to list what your qualifications are for this contract. Carson City reserves the right to contact and verify, with any and all references listed, the quality of and the degree of satisfaction for such performance.

Clients: (if additional space is needed attach a separate page)

Company Name 1):	<i>SEE ATTACHED</i>
Contract Person:	
Mailing Address:	
City, State, Zip Code:	
Complete Telephone Number:	
E-Mail Address:	
Project Title:	
Amount of Contract:	
Scope of Work:	
Company Name 2):	
Contract Person:	
Mailing Address:	
City, State, Zip Code:	
Complete Telephone Number:	
E-Mail Address:	
Project Title:	
Amount of Contract:	
Scope of Work:	

**PROJECT EXPERIENCE**  
**Section 2 - Public Works**

YEAR COMPLETED	PROJECT NAME AND DESCRIPTION	CONTRACT AMOUNT	NAME/ADDRESS OF OWNER
31307	<b>2013 Sewer Rehabilitation - Phase I</b> - This project consisted of installation of approximately 20,000 LF of 6" to 18" sewer pipe, removal and replacement of manholes, service laterals and related surface improvement, including but not limited to patch paving, replacement of driveways, sidewalk pedestrian ramps, concrete curb & gutter, etc.	\$7,567,115.22	City of Reno 1 East First Street Reno, Nevada 89503 Attn: Kerrie Koskie (775) 334-3304
81227	<b>Elko Readiness Center</b> - This project was a CMAR with Q & D Construction to furnish and install the Site Work/Utilities, including but not limited to earthwork, water distribution, hydrants, AC paving, sealing and striping, concrete curb, gutter and paving, etc.	\$1,558,361.80	Q & D Construction, Inc. P.O. Box 10865 Reno, Nevada 89511 POC: Jerry Morgan (775) 786-2677
41306	<b>Genoa Landscape Enhancement Project</b> - This project consisted of installation of enhanced water system, decorative pavers and related concrete work, aggregate base and asphalt paving.	\$1,055,135.05	Douglas County Community Development - Town of Genoa c/o Resource Concepts Attn: Tim Russell 340 N. Minnesota Street Carson City, NV 89703 Tel: (775) 883-1600
41321	<b>Mayberry Drive Main Replacement</b> - This project consisted of relocation of various waterlines within the work zone to accommodate the replacement of city sewerlines in various locations. Work consisted of waterline replacement/ aggregate base and asphalt paving.	\$416,119.48	Truckee Meadows Water Authority 1355 Capital Blvd. Reno, Nevada 89502 (775) 834-8056
31219	<b>Taboosi Way Reconstruction</b> - This project consisted of, but not limited to, the construction of a portion of Taboosi Way and a separate cul-de-sac with 3" AC pavement on 6" aggregate base with PCC rolled curb and 4" PCC sidewalk along with the construction of a drainage system.	\$262,248.60	Yerington Paiute Tribal Housing Authority 31 W. Loop Road Yerington, Nevada 89447 POC: Lee Shaw Tel: (775) 463-2225
31218	<b>UNR 17th Street Reconstruction</b> - This project consisted of demolition of existing asphalt, base and concrete and overexcavation, placement of aggregate, PCC concrete and asphalt paving.	\$207,206.78	University of Nevada Reno Business Center North Purchasing Dept. M/S# 0242 Reno, Nevada 89557-0057 POC: Randy Jacobsen
81217	<b>New River Parkway Sewer Relocation</b> - This project entailed relocating the sewerline and laterals along with miscellaneous abandonments for future development	\$146,546.00	City of Fallon 55 W. Williams Avenue Fallon, Nevada 89406 POC: Jim Souba, City Engineer Tel: (775) 423-5107
81216	<b>City of Lovelock - 18" Gravity Sewerline</b> - This project consisted of various improvements to the 18" gravity sewer main located in the City of Lovelock including but not limited to installation of 18" PVC sewer main, 60" manholes, asphalt replacement and dewatering.	\$551,120.61	City of Lovelock P.O. Box 238 400 14th Street Lovelock, Nevada 89419 POC: David Kitchens, Shaw Eng. Tel: (775) 329-5559

**PROJECT EXPERIENCE**  
**Section 2 - Public Works**

YEAR COMPLETED	PROJECT NAME AND DESCRIPTION	CONTRACT AMOUNT	NAME/ADDRESS OF OWNER
81213	<b>Waterline Improvement Project - Phase III</b> This project generally involves placement of 8" waterline in various areas, installation of 10" waterline along Coal Canyon Road along with a directional bore under Upper Valley Road, UPRR Tracks and Interstate 80.	\$889,300.00	Lovelock Meadows Water District P.O. Box 1021 400 14th Street Lovelock, Nevada 89419 POC: Greg Lyman, FW Eng. Tel: (775) 851-4788
81207	<b>E. Idaho Street and Manzanita Lane Water Main Extension</b> - This project consisted of extension of the 12" and 18" DIP waterline, asphalt removal, directional boring, placement of aggregate base and asphalt paving.	\$534,190.25	City of Elko 1751 College Avenue Elko, Nevada 89801 POC: Erik Lattin, Black Dolphin Tel: (775) 934-5114
31204	<b>Fire Station 4 - Sewer Main</b> - Project consists of removal of sewer lift station and replacement with a gravity sewer main at Sparks Fire Station #4 on Disc Dr., Sparks, including abandonment and modification of existing SSMH, construction of new SSMH, replacement of sewer main, asphalt paving and associated work.	\$179,522.57	City of Sparks 431 Prater Way Sparks, Nevada 89431 POC: Ross Soderstrom Tel: (775) 353-2773



# BID PROPOSAL



<b>Company Name 3):</b>
Contract Person:
Mailing Address:
City, State, Zip Code:
Complete Telephone Number:
E-Mail Address:
Project Title:
Amount of Contract
Scope of Work:
<b>Company Name 4):</b>
Contract Person:
Mailing Address:
City, State, Zip Code:
Complete Telephone Number:
E-Mail Address:
Project Title:
Amount of Contract:
Scope of Work:

# BID PROPOSAL

**BP. 28 CERTIFICATION REGARDING DEBARMENT, SUSPENSION, AND OTHER RESPONSIBILITY MATTERS PRIMARY COVERED TRANSACTIONS**

1. The prospective primary participant certifies to the best of its knowledge and belief, that it and its principals:
  - a) Are not presently debarred, suspended, proposed for debarment, declared ineligible, or voluntarily excluded by any Federal, State or Local department or agency.
  - b) Have not within a three-year period preceding this bid been convicted of or had a civil judgment rendered against them for commission of fraud or a criminal offense in connection with obtaining, attempting to obtain, or performing a public (Federal, State or Local) transaction or contract under a public transaction; violation of Federal or State antitrust statutes or commission of embezzlement, theft, forgery, bribery, falsification or destruction of records, making false statements, or receiving stolen property.
  - c) Are not presently indicted for or otherwise criminally or civilly charged by a government entity (Federal, State or Local) with commission of any of the offenses enumerated in paragraph (1)(b) of this certification; and
  - d) Have not within a three-year period preceding this bid had one or more public transactions (Federal, State or Local) terminated for cause or default.
2. Where the prospective primary participant is unable to certify to any of the statements in this certification, such prospective participant shall attach an explanation to this bid.

  
 \_\_\_\_\_  
 Signature of Authorized Certifying Official  
  
 \_\_\_\_\_  
 Printed Name

  
 \_\_\_\_\_  
 Title  
  
 \_\_\_\_\_  
 Date

I am unable to certify to the above statement. My explanation is attached.

\_\_\_\_\_  
 Signature

\_\_\_\_\_  
 Date

**BIDDER'S SAFETY INFORMATION**

**Bidder's Safety Factors:**

Year	"E-Mod" Factor <sup>1</sup>	OSHA Incident Rate <sup>2</sup>
2014	1.04	2.25
2013	0.91	3.20

<sup>1</sup> E-Mod (Experience Modification) Factors are issued by the Employer's Insurance Company of Nevada.

<sup>2</sup> OSHA Incident Rate is the number of OSHA Recordable Accidents per 100 employees and is calculated as the number of accidents divided by 208,000.



# BID PROPOSAL

## SUBCONTRACTORS

**BP.29 INSTRUCTIONS:** for Subcontractors and General Contractors who self-perform in amounts exceeding five (5) percent of bid amount. This information must be submitted with your bid proposal. The bidder shall enter NONE under Name of Subcontractor if not utilizing subcontractors exceeding this amount and per revised NRS 338.141 (as amended by SB268), the prime contractor shall list itself on the subcontractor's list if it will be providing any of the work on the project. (This form must be complete in all respects. If, additional space is needed, attach a separate page).

Name of Subcontractor	Address	
A: K&M Mowers, Inc.	515 Windmill Dr. Fallon, NV	
Phone	Nevada Contractor License #	Limit of License
(775) 825-1636	24548	unlimited
Description of work		
All work NOT specifically subcontracted to others		
Name of Subcontractor	Address	
TITAN ELECTRICAL CONTRACTING	P.O. Box 18202, Reno, NV	
Phone	Nevada Contractor License #	Limit of License
(775) 857-4500	69814	\$7,000,000
Description of work		
ELECTRICAL (Items B.13, 14, 15, 16, 17, 18)		
Name of Subcontractor	Address	
Phone	Nevada Contractor License #	Limit of License
Description of work		
Name of Subcontractor	Address	
Phone	Nevada Contractor License #	Limit of License
Description of work		

# BID PROPOSAL

## SUBCONTRACTORS

**BP.30 INSTRUCTIONS:** for Subcontractors exceeding one (1) percent of bid amount or \$50,000 whichever is greater. This information must be submitted by the three lowest bidders within two (2) hours after the completion of the opening of the bids. The bidder may elect to submit this information with the bid proposal and, in that case, the bidder will be considered as having submitted this information within the above two hours.

Name of Subcontractor <i>A. KENTH POWERS, INC.</i>		Address <i>515 Windmill Dr., FELLOW, NV</i>	
Phone <i>(775) 825-1636</i>	Nevada Contractor License # <i>24548</i>	Limit of License <i>UNLIMITED</i>	
Description of work <i>ALL WORK NOT SPECIFICALLY SUBCONTRACTED TO OTHERS.</i>			
Name of Subcontractor		Address	
Phone	Nevada Contractor License #	Limit of License	
Description of work			
Name of Subcontractor		Address	
Phone	Nevada Contractor License #	Limit of License	
Description of work			
Name of Subcontractor		Address	
Phone	Nevada Contractor License #	Limit of License	
Description of work			
Name of Subcontractor		Address	
Phone	Nevada Contractor License #	Limit of License	
Description of work			

# BID PROPOSAL

## SUBCONTRACTORS

**BP. 31 INSTRUCTIONS:** for **all Subcontractors not previously listed** on the 5% and 1% pages. This information must be submitted by the three lowest bidders within twenty four (24) hours after the completion of the opening of the bids. The bidder may elect to submit this information with the bid proposal and, in that case, the bidder will be considered as having submitted this information within the above twenty four hours.

Name of Subcontractor <i>A. Keenan Movers, Inc.</i>		Address <i>515 Windmill Dr. Fallon, NV</i>	
Phone <i>(775) 825-1636</i>		Nevada Contractor License # <i>29548</i>	Limit of License <i>Unlimited</i>
Description of work <i>All work not specifically subcontracted to others.</i>			
Name of Subcontractor		Address	
Phone		Nevada Contractor License #	Limit of License
Description of work			
Name of Subcontractor		Address	
Phone		Nevada Contractor License #	Limit of License
Description of work			
Name of Subcontractor		Address	
Phone		Nevada Contractor License #	Limit of License
Description of work			
Name of Subcontractor		Address	
Phone		Nevada Contractor License #	Limit of License
Description of work			

# BID PROPOSAL

BP. 32

## WORKERS EMPLOYED REPORT INSTRUCTIONS FOR COMPLETION

Effective July 1, 2013, contractors who receive a preference in bidding on a public work must submit an affidavit to the public body certifying that 50 percent of all workers employed on the public work, including any employees of the contractor and of any subcontractor, will hold a valid driver's license or identification card issued by the Nevada Department of Motor Vehicles. Pursuant to NRS 338.070(4), a contractor and each subcontractor engaged on a public work shall keep an accurate record showing, for each worker employed by the contractor or subcontractor in connection with the public work who has a driver's license or identification card, the name of the worker, the driver's license number or identification card number of the worker, and the state or other jurisdiction that issued the license or card. A copy of this record must be received by the public body no later than 15 days after the end of the month. Additionally, the contractor and any subcontractor will maintain and make available for inspection within Nevada his or her records concerning payroll relating to the public work.

- EACH contractor and subcontractor must complete the Workers Employed Report.
- You may make additional copies of the report as necessary.
- A copy of this report must be submitted with the monthly certified payroll report.
- For the first report submitted, each contractor and subcontractor should list every worker employed in connection with the public work. The workers listed should be the same as those reported on the certified payroll report.
- For each subsequent month, add only those workers not previously reported to the Workers Employed Report and submit the newly-revised report. If no additional workers have been added, you may submit the previous month's report.
- If a worker has been reported on a previous month's report, but does not work during a subsequent month or is no longer employed by the contractor, his or her name should remain on the report. **DO NOT DELETE ANY NAMES.** This report is intended to serve as a cumulative list of all workers employed by the contractor and subcontractor over the duration of the project to verify compliance with the minimum requirements of the affidavit.

# BID PROPOSAL



## WORKERS EMPLOYED REPORT

Project Name: \_\_\_\_\_ Contract Number : \_\_\_\_\_  
General Contractor: \_\_\_\_\_ PWP # \_\_\_\_\_  
Subcontractor: \_\_\_\_\_ Date: \_\_\_\_\_  
Address at which payroll records are maintained: \_\_\_\_\_

Contact Person and Phone Number: \_\_\_\_\_

Employee Name	Driver License Number or ID Card Number	Issuing State or Jurisdiction

# BID PROPOSAL

## Local Preference Affidavit

(This form is required to receive a preference in bidding)

I, SCOTT R. HIATT, on behalf of the Contractor, A & K HEALTH MOVERS INC., swear and affirm that in order to be in compliance with NRS 338.XXX\* and be eligible to receive a preference in bidding on Project No. 1415-124, Project Name CARSON CITY LEADHILL EXT., certify that the following requirement will be adhered to, documented and attained on completion of the contract. Upon submission of this affidavit on behalf of A & K HEALTH MOVERS INC., I recognize and accept that failure to comply with any requirements is a material breach of the contract and entitles the City to damages. In addition, the Contractor may lose their preference designation and/or lose their ability to bid on public works for one year, pursuant to NRS 338. XXX\*:

1. The Contractor shall ensure that 50 percent of the workers employed on the job possess a Nevada driver's license or identification card;
2. The Contractor shall ensure all vehicles used primarily for the public work will be registered and (where applicable) partially apportioned to Nevada;
3. The Contractor shall ensure at least 50 percent of the design professionals who work on the project (including sub-contractors) have a Nevada driver's license or identification card.
4. The Contractor shall ensure payroll records related to this project are maintained and available within the State of Nevada.


**\*Note that specific sections of NRS 338 detailing the continued procedures associated with the use of the "bidder's preference" have been amended by the passage of Assembly Bill 172 effective 7/1/13, requiring this affidavit and subsequent record keeping and reporting by the General Contractor using the preference program and awarded this project. These requirements are not applicable to Contractors who do not use the "Bidder's Preference" eligibility certificate in their bid.**

By: SCOTT R. HIATT Title: VICE-PRESIDENT  
Signature: [Signature] Date: 2/2/2015

Signed and sworn to (or affirmed) before me on this 2nd day of FEB, 2015,  
by SCOTT R. HIATT (name of person making statement).

State of NEVADA )  
County of Churchill )ss.

[Signature] STAMP AND SEAL  
Notary Signature







# NEVADA STATE CONTRACTORS BOARD

5670 GATEWAY DRIVE, SUITE 100, RENO, NEVADA, 89521 (775) 688-1141 FAX (775) 858-1271, INVESTIGATIONS (775) 688-1150  
2310 CORPORATE CIRCLE, SUITE 200, HENDERSON, NEVADA, 89074, (702) 466-1100 FAX (702) 466-1190, INVESTIGATIONS (702) 466-1110

## CERTIFICATE OF ELIGIBILITY PER NRS 338.147 and NRS 338.1389

CERTIFICATE NUMBER: BPC-00-01-18-0004

A & K EARTH MOVERS INC. (HEREIN THE "GENERAL CONTRACTOR") NEVADA STATE CONTRACTORS' LICENSE NUMBER: 0024548 ORIGINAL ISSUE DATE: 04/08/1987 BUSINESS TYPE: CORPORATION CLASSIFICATION: A-GENERAL ENGINEERING MONETARY LICENSE LIMIT: UNLIMITED STATUS: ACTIVE. IS HEREBY ISSUED THIS CERTIFICATE BY THE NEVADA STATE CONTRACTORS' BOARD, BASED UPON THE INFORMATION CONTAINED IN THE STATEMENT OF COMPLIANCE WITH NEVADA REVISED STATUTES (NRS) 338.147 AND NRS 338.1389 AND THE AFFIDAVIT OF CERTIFIED PUBLIC ACCOUNTANT SUBMITTED TO THE NEVADA STATE CONTRACTORS BOARD AS PROOF OF CONTRACTOR'S COMPLIANCE WITH THE PROVISIONS OF NRS 338.147 AND NRS 338.1389. IN ACCORDANCE WITH THE PROVISIONS OF NRS 338.147(3), THE ABOVE-NAMED GENERAL CONTRACTOR AND A CERTIFIED PUBLIC ACCOUNTANT HAVE SUBMITTED FULLY EXECUTED AND NOTARIZED SWORN AFFIDAVITS AS PROOF OF PREFERENTIAL BIDDER STATUS, UNDER PENALTY OF PERJURY, CERTIFYING THAT THE GENERAL CONTRACTOR IS QUALIFIED TO RECEIVE A PREFERENCE IN BIDDING AS SET FORTH IN NRS 338.147 AND NRS 338.1389 AND OTHER MATTERS RELATING THERETO.

THIS CERTIFICATE OF ELIGIBILITY IS ISSUED ON MAY 1, 2014 AND EXPIRES ON APRIL 30, 2015, UNLESS SOONER REVOKED OR SUSPENDED BY THE NEVADA STATE CONTRACTORS BOARD.



*Nancy Mathias*

NANCY MATHIAS, LICENSING ADMINISTRATOR  
FOR MARGI A. GREIN, EXECUTIVE OFFICER

4/17/2014  
DATE

The Nevada State Contractors Board assumes no liability or responsibility for the accuracy or validity of the information contained in the Contractors Statement of Compliance or the Affidavit of Certified Public Accountant as Proof of Contractors Compliance with the Provisions of NRS 338.147 and NRS 338.1389. The above-named General Contractor shall bear the responsibility to ascertain the accuracy and validity of the affidavits provided to support the issuance of this certificate.

# BID PROPOSAL

## Altered to include State of NV Regulations

owner or director of the undersigned contractor, hereby certify that this report is a true and accurate statement of worker's earnings employed on this Public Works contract by the undersigned contractor for the following payroll period:

Date \_\_\_\_\_

I, \_\_\_\_\_ (Name of Signatory Party) \_\_\_\_\_ (Title)  
do hereby state:

(1) That I pay or supervise the payment of the persons employed by \_\_\_\_\_ (Contractor or Subcontractor) \_\_\_\_\_ on the \_\_\_\_\_ (Building or Work) \_\_\_\_\_; that during the payroll period commencing on the \_\_\_\_\_ day of \_\_\_\_\_, and ending the \_\_\_\_\_ day of \_\_\_\_\_, all persons employed on said project have been paid the full weekly wages earned, that no rebates have been or will be made either directly or indirectly to or on behalf of said \_\_\_\_\_ (Contractor or Subcontractor) \_\_\_\_\_ from the full weekly wages earned by any person and that no deductions have been made either directly or indirectly from the full wages earned by any person, other than permissible deductions as defined in Regulations, Part 3 (29 C.F.R. Subtitle A), issued by the Secretary of Labor under the Copeland Act, as amended (48 Stat. 948, 63 Stat. 108, 72 Stat. 967; 76 Stat. 357; 40 U.S.C. § 3145), and described below:

\_\_\_\_\_

\_\_\_\_\_

\_\_\_\_\_

(2) That any payrolls otherwise under this contract required to be submitted for the above period are correct and complete; that the wage rates for laborers or mechanics contained therein are not less than the applicable wage rates contained in any wage determination incorporated into the contract; that the classifications set forth therein for each laborer or mechanic conform with the work he performed.

(3) That any apprentices employed in the above period are duly registered in a bona fide apprenticeship program registered with a State apprenticeship agency recognized by the Bureau of Apprenticeship and Training, United States Department of Labor, or if no such recognized agency exists in a State, are registered with the Bureau of Apprenticeship and Training, United States Department of Labor.

(4) That:  
(a) WHERE FRINGE BENEFITS ARE PAID TO APPROVED PLANS, FUNDS, OR PROGRAMS

-- in addition to the basic hourly wage rates paid to each laborer or mechanic listed in the above referenced payroll, payments of fringe benefits as listed in the contract have been or will be made to appropriate programs for the benefit of such employees, except as noted in section 4(c) below.

NRS 338.070:  
The contractor and each subcontractor shall keep or cause to be kept an accurate record showing the name and the actual per diem, wages and benefits paid to each workman employed by him in connection with the public work.

5. The record must be open at all reasonable hours to the inspection of the public body awarding the contract, and its officers and agents. The contractor or subcontractor shall ensure that a copy of the record for each calendar month is received by the public body awarding the contract no later than 15 days after the end of the month. The copy must be open to public inspection as provided in NRS 239.010. The record in the possession of the public body awarding the contract may be discarded by the public body 2 years after final payment is made by the public body for the public work.

5. Any contractor or subcontractor, or agent or representative thereof, performing work for a public work who neglects to comply with the provisions of this section is guilty of a misdemeanor.

(b) WHERE FRINGE BENEFITS ARE PAID IN CASH

-- Each laborer or mechanic listed in the above referenced payroll has been paid, as indicated on the payroll, an amount not less than the sum of the applicable basic hourly wage rate plus the amount of the required fringe benefits as listed in the contract, except as noted in section 4(c) below.

(c) EXCEPTIONS

EXCEPTION (CRAFT)	EXPLANATION

REMARKS:

NAME AND TITLE

SIGNATURE

THE WILLFUL FALSIFICATION OF ANY OF THE ABOVE STATEMENTS MAY SUBJECT THE CONTRACTOR OR SUBCONTRACTOR TO CIVIL OR CRIMINAL PROSECUTION. SEE SECTION 1001 OF TITLE 18 AND SECTION 231 OF TITLE 31 OF THE UNITED STATES CODE.

# BID PROPOSAL

## BP.33 ACKNOWLEDGMENT AND EXECUTION:

STATE OF NEVADA )  
COUNTY OF Churchill ) SS

I, Scott R. Hiatt (Name of party signing this Bid Proposal), do depose and say: That I am the Bidder or authorized agent of the Bidder; and that I have read and agree to abide by this Bid which includes, but is not limited to the following documents: Notice to Contractors, Table of Contents, Project Coordination, Instructions to Bidders, Bid Bond, Proposal Summary, Contract Award Instructions and Information, Sample Contract, Sample Performance Bond, Sample Labor and Material Payment Bond, General Conditions, Special Conditions, Standard Specifications, Prevailing Wage Rates, Technical Specifications, Geotechnical Report (if any), Contract Drawings, Permits (if any), and any addenda issued and understands the terms, conditions, and requirements thereof; that if his/her bid is accepted that he/she agrees to furnish and deliver all materials except those specified to be furnished by the City (Owner) and to do and perform all work for the "Carson City Landfill Entrance Repair", contract number **1415-124**, together with incidental items necessary to complete the work to be constructed in accordance with the Contract Documents, Contract Drawings, and Specifications annexed hereto.

### BIDDER:


PRINTED NAME OF BIDDER: Scott R. Hiatt  
TITLE: Vice-President  
FIRM: A & K Earth Movers, Inc.  
Address: 515 Windmill Drive  
City, State, Zip: Fallon, NV 89406  
Telephone: (775) 825-1636  
Fax: (775) 825-6171  
E-mail Address: shiatt@akearthmovers.com

[Signature]  
(Signature of Bidder)

DATED: 2/2/2015

Signed and sworn (or affirmed) before me on this 2nd day of Feb, 2015, by Scott R. Hiatt

[Signature]  
(Signature of Notary)

 KIMBERLY A. BELL  
Notary Public - State of Nevada  
Appointment Recorded in Churchill County  
No: 84-3182-4 - Expires February 1, 2018  
(Notary Stamp)

END OF BID PROPOSAL

**CARSON CITY PURCHASING AND CONTRACTS**  
**201 North Carson Street, Suite 3**  
**Carson City, NV 89701**  
**775-283-7137/FAX 887-2107**  
**<http://www.carson.org/index.aspx?page=998>**  
**NOTICE TO CONTRACTORS**  
**BID #1415-124**  
**Carson City Landfill Entrance Repair**  
**PWP # CC-2015-064**

**Addendum No. 1**

Please make the following additions/changes/clarifications to the above referenced project.

1. Please note that the date and time of the bid submittal/opening has been changed. Bid Submittal has been changed to February 4, 2015 @11:00 a.m. and the bid opening has been changed to February 4, 2015 @11:10 a.m. The location of the bid opening is unchanged.
2. The Cree XSP Series LED light shown on the attached specification sheet is to be used instead of the GE Evolve listed on the plans.
3. The following is based on questions received prior to January 26th, 2015:

1. *Will there be a pre bid walk?*

*No, there will not be a pre bid walk*

2. *Is there a bidders/plan holders list ?*

*Posted on Carson City website.*

3. *Is there a spec book for this project ?*

*All documents posted on Carson City website.*

4. *What is the minimum trench width for the single pipe and double pipe electrical conduit runs?*

*Per detail C 1.2.1 on sheet C4 the minimum trench width is 12" to each side from the outside of the conduits.*

5. *Does control for the new pole light need to be provided?*

The LED light is to be controlled by a photocell as shown on the attached specification sheet.

6. *Are the existing pull boxes installed per detail C-5.5.4 ?*

The existing pull boxes are not installed per detail C-5.5.4

End of Addendum 1



# XSP Series

XSP2™ LED Street/Area Light – Double Module – Version C

## Product Description

Designed from the ground up as a totally optimized LED street and area lighting system, the XSP Series delivers incredible efficiency without sacrificing application performance. Beyond substantial energy savings and reduced maintenance, Cree achieves greater optical control with our NanoOptic® Precision Delivery Grid™ optic when compared to traditional cobra head luminaires. The XSP Series is the better alternative for traditional street and area lighting with quick payback and improved performance.

**Applications:** Roadway, parking lots, walkways and general area spaces



## Performance Summary

Utilizes BetaLED® Technology

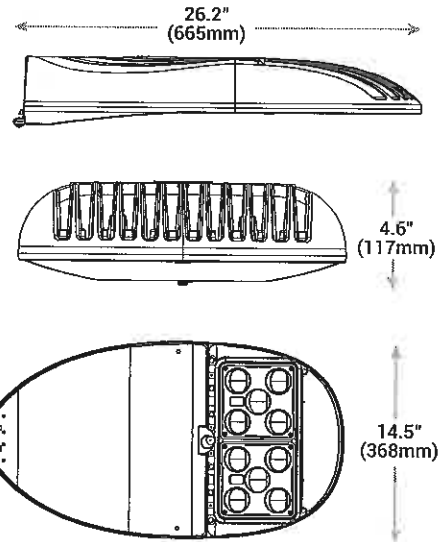
NanoOptic® Precision Delivery Grid™ optic

Made in the U.S.A. of U.S. and imported parts

**CRI:** Minimum 70 CRI (4000K & 5700K); 80 CRI (3000K)

**CCT:** 3000K (+/- 300K); 4000K (+/- 300K); 5700K (+/- 500K)

**Limited Warranty\*:** 10 years on luminaire/10 years on Colorfast DeltaGuard® finish



## Accessories

Field-Installed	
<b>Backlight Control Shield</b> XA-SP2BLS - Provides 1/2 mounting height cutoff <b>Bird Spikes</b> XA-SP2BRDSPK	<b>Four Point Mounting Kit</b> XA-XSP4PTMNT - Includes large bracket for mounting to 2" (51mm) IP, 2.375" (60mm) O.D., small bracket for mounting to 1.25" (32mm) IP, 1.66" (42mm) O.D. tenon, and mounting bolts

## Ordering Information

Example: BXSP C HT 2ME F 40K-UL SV

Product	Version	Mounting	Optic	Input Power Designator	CCT	—	Voltage	Color Options	Options
BXSP	C	HT Horizontal Tenon	2LG Type II Medium 2LG+ Type II Long 3ME+ Type III Medium 4ME+ Type IV Medium	F 139W	57K 30K 3000K 40K 4000K 57K 5700K	— US	UL Universal 120-277V UH 347-480V	SV Silver BK Black BZ Bronze PB Platinum Bronze WH White	G Small Four Point Mounting - Mounts to 1.25" (32mm) IP, 1.66" (42mm) O.D. horizontal tenon J Large Four Point Mounting - Mounts to 2" (51mm) IP, 2.375" (60mm) O.D. horizontal tenon N Utility Label and NEMA® Photocell Receptacle - Includes Q9 option - Refer to Field Adjustable Output spec sheet for details Q9 Field Adjustable Output - Refer to Field Adjustable Output spec sheet for details R NEMA® Photocell Receptacle - Photocell by others UTL Utility - Label per ANSI C136.15 - Includes exterior wattage label that indicates the maximum available wattage of the luminaire - Includes Q9 option - Refer to Field Adjustable Output spec sheet for details

\* See [www.cree.com/lighting/products/warranty](http://www.cree.com/lighting/products/warranty) for warranty terms  
 • Available with Backlight Shield when ordered with field-installed accessory (see table above)



Rev. Date: V2 09/16/2014





## XSP Series - Double Module - Version C

### Product Specifications

#### CONSTRUCTION & MATERIALS

- Die cast aluminum housing
- Tool-less entry
- Mounts on 1.25" (32mm) IP, 1.66" (42mm) O.D. or 2" (51mm) IP, 2.375" (60mm) O.D. horizontal tenon (minimum 8" [203mm] in length) and is adjustable +/- 5° to allow for fixture leveling (includes two axis T-level to aid in leveling)
- Luminaire secured with two mounting bolts standard; optional four point mounting available
- Designed with 0-10V dimming capabilities. Controls by others
- Exclusive Colorfast DeltaGuard® finish features an E-Coat epoxy primer with an ultra-durable powder topcoat, providing excellent resistance to corrosion, ultraviolet degradation and abrasion. Silver, black, bronze, platinum bronze and white are available
- Weight: 23.0 lbs. (10.4kg)

#### ELECTRICAL SYSTEM

- **Input Voltage:** 120-277V or 347-480V, 50/60Hz
- **Power Factor:** > 0.9 at full load
- **Total Harmonic Distortion:** < 20% at full load
- Class 1 driver
- Integral 10kV surge suppression protection standard
- To address inrush current, slow blow fuse or type C/D breaker should be used

#### REGULATORY & VOLUNTARY QUALIFICATIONS

- cULus Listed
- Suitable for wet locations
- Certified to ANSI C136.31-2001, 3G bridge and overpass vibration standards
- Meets CALtrans 611 Vibration testing
- 10kV surge suppression protection tested in accordance with IEEE/ANSI C62.41.2
- Luminaire and finish endurance tested to withstand 5,000 hours of elevated ambient salt fog conditions as defined in ASTM Standard B 117
- Meets Buy American requirements within ARRA

Electrical Data*								
Input Power Designator	System Watts 120-277V	System Watts 347-480V	Total Current					
			120V	208V	240V	277V	347V	480V
F	139	135	1.22	0.68	0.59	0.52	0.40	0.29

\*Electrical data at 25°C (77°F)

Recommended Cree® Outdoor Luminaire Lumen Maintenance Factors (LMF) <sup>1</sup>						
Ambient	Input Power Designator	Initial LMF	25K hr Projected <sup>2</sup> LMF	50K hr Projected <sup>2</sup> LMF	75K hr Projected <sup>3</sup> LMF	100K hr Calculated <sup>3</sup> LMF
5°C (41°F)	F	1.04	0.97	0.91	0.85	0.79
10°C (50°F)	F	1.03	0.96	0.90	0.84	0.79
15°C (59°F)	F	1.02	0.95	0.89	0.83	0.78
20°C (68°F)	F	1.01	0.94	0.88	0.82	0.77
25°C (77°F)	F	1.00	0.93	0.87	0.81	0.76

<sup>1</sup>Lumen maintenance values at 25°C (77°F) are calculated per TM-21 based on LM-80 data and in-situ luminaire testing

<sup>2</sup>In accordance with IESNA TM-21-11, Projected Values represent interpolated value based on time durations that are within six times (6x) the IESNA LM-80-08 total test duration (in hours) for the device under testing (DUT) i.e. the packaged LED chip)

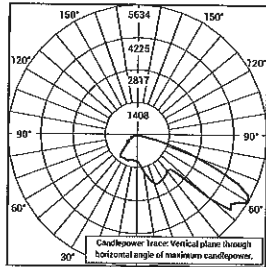
<sup>3</sup>In accordance with IESNA TM-21-11, Calculated Values represent time durations that exceed six times (6x) the IESNA LM-80-08 total test duration (in hours) for the device under testing (DUT) i.e. the packaged LED chip)

XSP Series - Double Module - Version C

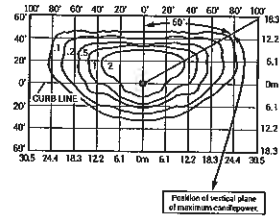
Photometry

All published luminaire photometric testing performed to IESNA LM-79-08 standards by a NVLAP certified laboratory. To obtain an IES file specific to your project consult: <http://www.cree.com/lighting>.

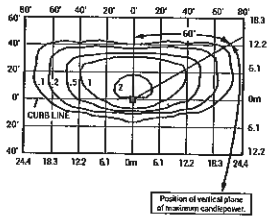
2ME



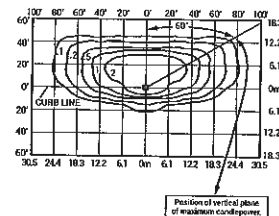
CESTL Test Report #: PL04087-001  
 BXSPC\*\*2MEE30K-UL  
 Initial Delivered Lumens: 6,941



BXSPC\*\*2MEF30K-UL  
 Mounting Height: 25' (7.6m) A.F.G.  
 Initial Delivered Lumens: 11,256  
 Initial FC at grade



CESTL Test Report #: PL04088-001  
 BXSPC\*\*2MEE30K-UL w/XA-SP1BLS  
 Initial Delivered Lumens: 5,994



BXSPC\*\*2MEF30K-UL w/XA-SP2BLS  
 Mounting Height: 25' (7.6m) A.F.G.  
 Initial Delivered Lumens: 9,543  
 Initial FC at grade

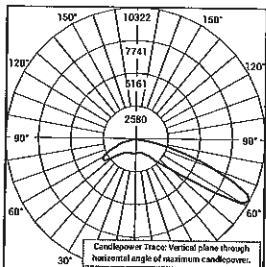
Type II Medium Distribution						
Input Power Designator	3000K		4000K		5700K	
	Initial Delivered Lumens*	BUG Ratings** Per TM-15-11	Initial Delivered Lumens*	BUG Ratings** Per TM-15-11	Initial Delivered Lumens*	BUG Ratings** Per TM-15-11
F	11,256	B2 U0 G2	13,732	B2 U0 G2	14,408	B3 U0-G2

\* Initial delivered lumens at 25°C (77°F). Actual production yield may vary between -4 and +10% of initial delivered lumens  
 \*\* For more information on the IES BUG (Backlight-Uplight-Glare) Rating visit: [www.iesna.org/PDF/Erratas/TM-15-11BugRatingsAddendum.pdf](http://www.iesna.org/PDF/Erratas/TM-15-11BugRatingsAddendum.pdf). Valid with no tilt

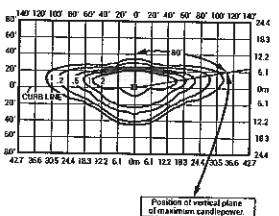
Type II Medium w/BLS Distribution						
Input Power Designator	3000K		4000K		5700K	
	Initial Delivered Lumens*	BUG Ratings** Per TM-15-11	Initial Delivered Lumens*	BUG Ratings** Per TM-15-11	Initial Delivered Lumens*	BUG Ratings** Per TM-15-11
F	9,543	B2 U0 G2	11,643	B2 U0 G2	12,215	B2 U0 G2

\* Initial delivered lumens at 25°C (77°F). Actual production yield may vary between -4 and +10% of initial delivered lumens  
 \*\* For more information on the IES BUG (Backlight-Uplight-Glare) Rating visit: [www.iesna.org/PDF/Erratas/TM-15-11BugRatingsAddendum.pdf](http://www.iesna.org/PDF/Erratas/TM-15-11BugRatingsAddendum.pdf). Valid with no tilt

2LG



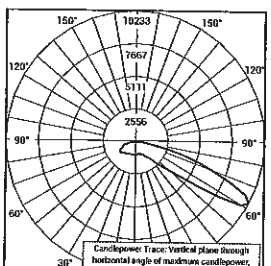
CESTL Test Report #: PL04154-001  
 BXSPC\*\*2LGE30K-UL  
 Initial Delivered Lumens: 6,944



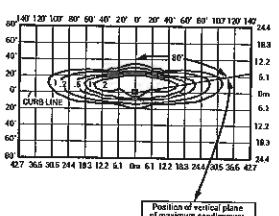
BXSPC\*\*2LGF30K-UL  
 Mounting Height: 25' (7.6m) A.F.G.  
 Initial Delivered Lumens: 11,134  
 Initial FC at grade

Type II Long Distribution						
Input Power Designator	3000K		4000K		5700K	
	Initial Delivered Lumens*	BUG Ratings** Per TM-15-11	Initial Delivered Lumens*	BUG Ratings** Per TM-15-11	Initial Delivered Lumens*	BUG Ratings** Per TM-15-11
F	11,134	B2 U0 G2	13,583	B3 U0 G3	14,257	B3 U0 G3

\* Initial delivered lumens at 25°C (77°F). Actual production yield may vary between -4 and +10% of initial delivered lumens  
 \*\* For more information on the IES BUG (Backlight-Uplight-Glare) Rating visit: [www.iesna.org/PDF/Erratas/TM-15-11BugRatingsAddendum.pdf](http://www.iesna.org/PDF/Erratas/TM-15-11BugRatingsAddendum.pdf). Valid with no tilt



CESTL Test Report #: PL04155-001  
 BXSPC\*\*2LGE30K-UL w/XA-SP1BLS  
 Initial Delivered Lumens: 5,302



BXSPC\*\*2LGF30K-UL w/XA-SP2BLS  
 Mounting Height: 25' (7.6m) A.F.G.  
 Initial Delivered Lumens: 8,197  
 Initial FC at grade

Type II Long w/BLS Distribution						
Input Power Designator	3000K		4000K		5700K	
	Initial Delivered Lumens*	BUG Ratings** Per TM-15-11	Initial Delivered Lumens*	BUG Ratings** Per TM-15-11	Initial Delivered Lumens*	BUG Ratings** Per TM-15-11
F	8,197	B1 U0 G2	10,001	B2 U0 G2	10,493	B2 U0 G2

\* Initial delivered lumens at 25°C (77°F). Actual production yield may vary between -4 and +10% of initial delivered lumens  
 \*\* For more information on the IES BUG (Backlight-Uplight-Glare) Rating visit: [www.iesna.org/PDF/Erratas/TM-15-11BugRatingsAddendum.pdf](http://www.iesna.org/PDF/Erratas/TM-15-11BugRatingsAddendum.pdf). Valid with no tilt

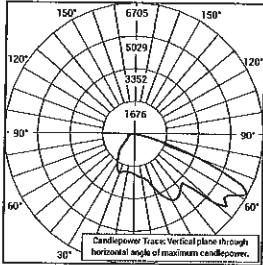


XSP Series - Double Module - Version C

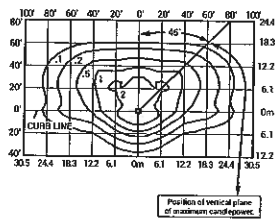
Photometry

All published luminaire photometric testing performed to IESNA LM-79-08 standards by a NVLAP certified laboratory. To obtain an IES file specific to your project consult: <http://www.cree.com/lighting>.

3ME



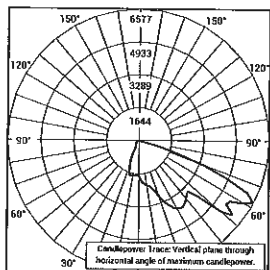
CESTL Test Report #: PL04093-001  
BXSPC\*\*3MEF30K-UL  
Initial Delivered Lumens: 10,671



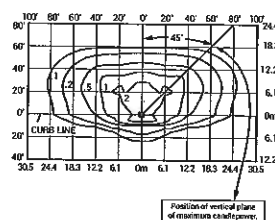
BXSPC\*\*3MEF30K-UL  
Mounting Height: 25' (7.6m) A.F.G.  
Initial Delivered Lumens: 11,011  
Initial FC at grade

Type III Medium Distribution						
Input Power Designator	3000K		4000K		5700K	
	Initial Delivered Lumens*	BUG Ratings** Per TM-15-11	Initial Delivered Lumens*	BUG Ratings** Per TM-15-11	Initial Delivered Lumens*	BUG Ratings** Per TM-15-11
F	11,011	B2 U0 G2	13,434	B3 U0 G2	14,095	B3 U0 G2

\* Initial delivered lumens at 25°C (77°F). Actual production yield may vary between -4 and +10% of initial delivered lumens  
\*\* For more information on the IES BUG (Backlight-Uplight-Glare) Rating visit: [www.iesna.org/PDF/Erratas/TM-15-11BugRatingsAddendum.pdf](http://www.iesna.org/PDF/Erratas/TM-15-11BugRatingsAddendum.pdf). Valid with no tilt



CESTL Test Report #: PL04094-001  
BXSPC\*\*3MEF30K-UL w/XA-SP2BLS  
Initial Delivered Lumens: 9,009

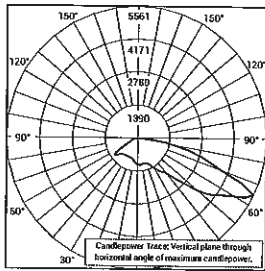


BXSPC\*\*3MEF30K-UL w/XA-SP2BLS  
Mounting Height: 25' (7.6m) A.F.G.  
Initial Delivered Lumens: 9,176  
Initial FC at grade

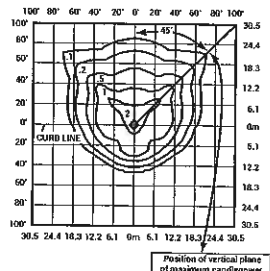
Type III Medium w/BLS Distribution						
Input Power Designator	3000K		4000K		5700K	
	Initial Delivered Lumens*	BUG Ratings** Per TM-15-11	Initial Delivered Lumens*	BUG Ratings** Per TM-15-11	Initial Delivered Lumens*	BUG Ratings** Per TM-15-11
F	9,176	B2 U0 G2	11,195	B2 U0 G2	11,746	B2 U0 G2

\* Initial delivered lumens at 25°C (77°F). Actual production yield may vary between -4 and +10% of initial delivered lumens  
\*\* For more information on the IES BUG (Backlight-Uplight-Glare) Rating visit: [www.iesna.org/PDF/Erratas/TM-15-11BugRatingsAddendum.pdf](http://www.iesna.org/PDF/Erratas/TM-15-11BugRatingsAddendum.pdf). Valid with no tilt

4ME



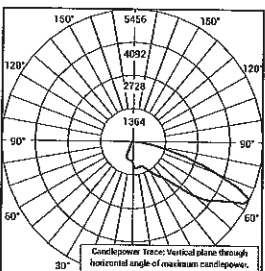
CESTL Test Report #: PL04091-001  
BXSPC\*\*4MEF30K-UL  
Initial Delivered Lumens: 6,923



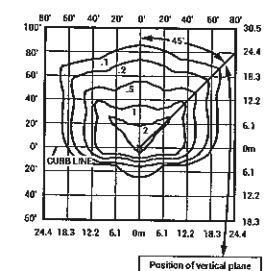
BXSPC\*\*4MEF30K-UL  
Mounting Height: 25' (7.6m) A.F.G.  
Initial Delivered Lumens: 11,134  
Initial FC at grade

Type IV Medium Distribution						
Input Power Designator	3000K		4000K		5700K	
	Initial Delivered Lumens*	BUG Ratings** Per TM-15-11	Initial Delivered Lumens*	BUG Ratings** Per TM-15-11	Initial Delivered Lumens*	BUG Ratings** Per TM-15-11
F	11,134	B2 U0 G2	13,583	B3 U0 G3	14,251	B3 U0 G3

\* Initial delivered lumens at 25°C (77°F). Actual production yield may vary between -4 and +10% of initial delivered lumens  
\*\* For more information on the IES BUG (Backlight-Uplight-Glare) Rating visit: [www.iesna.org/PDF/Erratas/TM-15-11BugRatingsAddendum.pdf](http://www.iesna.org/PDF/Erratas/TM-15-11BugRatingsAddendum.pdf). Valid with no tilt



CESTL Test Report #: PL04092-001  
BXSPC\*\*4MEF30K-UL w/XA-SP1BLS  
Initial Delivered Lumens: 5,530



BXSPC\*\*4MEF30K-UL w/XA-SP1BLS  
Mounting Height: 25' (7.6m) A.F.G.  
Initial Delivered Lumens: 8,687  
Initial FC at grade






Type IV Medium w/BLS Distribution						
Input Power Designator	3000K		4000K		5700K	
	Initial Delivered Lumens*	BUG Ratings** Per TM-15-11	Initial Delivered Lumens*	BUG Ratings** Per TM-15-11	Initial Delivered Lumens*	BUG Ratings** Per TM-15-11
F	8,687	B1 U0 G2	10,598	B2 U0 G2	11,119	B2 U0 G2

\* Initial delivered lumens at 25°C (77°F). Actual production yield may vary between -4 and +10% of initial delivered lumens  
\*\* For more information on the IES BUG (Backlight-Uplight-Glare) Rating visit: [www.iesna.org/PDF/Erratas/TM-15-11BugRatingsAddendum.pdf](http://www.iesna.org/PDF/Erratas/TM-15-11BugRatingsAddendum.pdf). Valid with no tilt



## XSP Series - Double Module - Version C

### Luminaire EPA

Horizontal Tenon Mount - Weight: 24 lbs. (11kg)				
Single	2 @ 90°	2 @ 180°	3 @ 90°	4 @ 90°
Tenon Configuration If used with Cree tenons, please add tenon EPA with luminaire EPA				
				
PD-1H4; PT-1H	PD-2H4(90); PT-2H(90)	PD-2H4(180); PT-2H(180)	PD-3H4(90); PT-3H(90)	PD-4H4(90); PT-4H(90)
0.69	1.14	1.38	1.83	2.28

### Tenon EPA

Part Number	EPA
PD Series Tenons	0.09
PT Series Tenons	0.10
WM-2L	0.13
XA-TMDA8	0.19

Tenons and Brackets (must specify color)	
<b>Square Internal Mount Vertical Tenons (Steel)</b> - Mounts to 4" (102mm) square aluminum or steel poles PD-1H4 - Single      PD-3H4(90) - 90° Triple PD-2H4(90) - 90° Twin      PD-4H4(90) - 90° Quad PD-2H4(180) - 180° Twin	<b>Round External Mount Horizontal Tenons (Aluminum)</b> - Mounts to 2.375"-3" (60-76mm) O.D. round aluminum or steel poles or tenons PT-1H - Single      PT-3H(90) - 90° Triple PT-2H(90) - 90° Twin      PT-4H(90) - 90° Quad PT-2H(180) - 180° Twin
<b>Wall Mount Brackets</b> - Mounts to wall, roof or side of wood pole WM-2L - Extended Horizontal	<b>Direct Arm Pole Adaptor Bracket</b> - Mounts to 3-6" (76-152mm) round or square aluminum or steel poles XA-TMDA8