

CARSON CITY FIBER OPTIC PROJECT DISPATCH CENTER to PUBLIC WORKS & COMMUNITY CENTER to PUBLIC WORKS CARSON CITY, NEVADA PROJECT 2.1503

BOARD OF SUPERVISORS

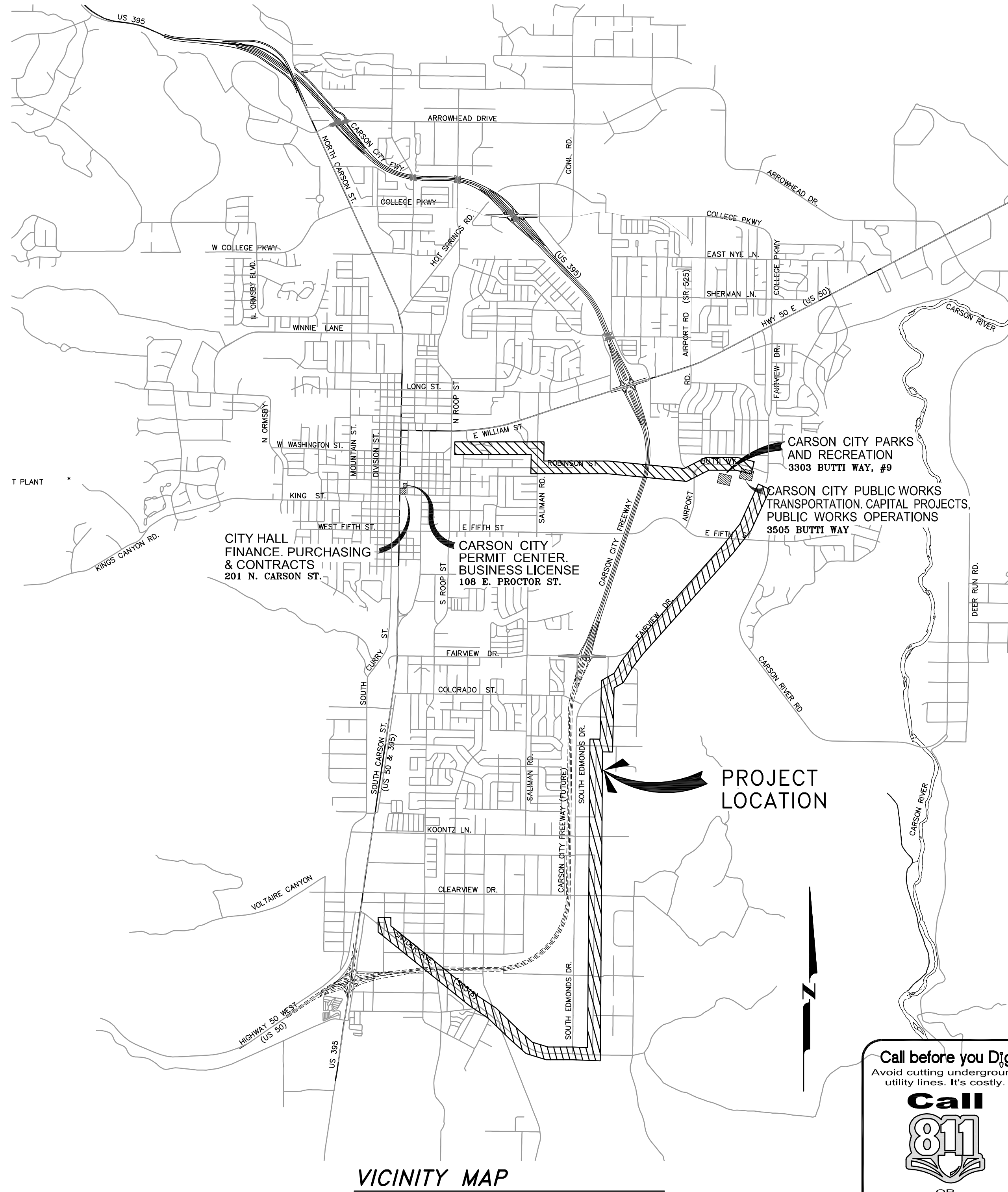
Bob Crowell	Mayor
Karen Abowd	Supervisor
Brad Bonkowski	Supervisor
Lori Bagwell	Supervisor
Jim Shirk	Supervisor
Sue Merriwether	City Clerk

DESIGNED FOR:

CARSON CITY PUBLIC WORKS DEPARTMENT
OPERATIONS DIVISION
3505 BUTTI WAY
CARSON CITY, NV 89701
775-887-2355

GENERAL NOTES:

- ALL WORK SHALL CONFORM TO THE AMERICAN WATER WORKS ASSOCIATION (AWWA) STANDARDS PER NAC 445A.67145 (1)(g) AND THE "STANDARD SPECIFICATIONS FOR PUBLIC WORKS CONSTRUCTION" (SSPWC) AND THE "STANDARD DETAILS FOR PUBLIC WORKS CONSTRUCTION" (SDPWC) AS ADOPTED BY CARSON CITY. THE CONTRACTOR SHALL OBTAIN A PERMIT FOR PUBLIC WORKS CONSTRUCTION FROM THE CARSON CITY PERMIT CENTER PRIOR TO THE START OF CONSTRUCTION.
- ALL TRAFFIC CONTROL AND BARRICADING WITHIN THE CARSON CITY RIGHT-OF-WAY SHALL CONFORM TO SECTION 100.33, 332.04 AND 332.05 OF THE STANDARD SPECIFICATIONS, PART VI OF THE MANUAL ON UNIFORM TRAFFIC CONTROL DEVICES, LATEST EDITION, AND THE UNR T2 CENTER, TEMPORARY TRAFFIC CONTROL GUIDELINES LATEST EDITION. A TRAFFIC CONTROL PLAN MUST BE SUBMITTED AND APPROVED BY THE CARSON CITY ENGINEERING DIVISION PRIOR TO ANY STREET CLOSURES.
- THE CONTRACTOR SHALL CALL UNDERGROUND SERVICE ALERT "CALL BEFORE YOU DIG" (811) OR (1-800-227-2600) AT LEAST TWO (2) WORKING DAYS PRIOR TO START OF CONSTRUCTION AND COMPLY WITH THE REQUIREMENTS OF NRS AND NAC 455 THROUGHOUT THE COURSE OF THE WORK. SEWER SERVICE LATERALS ARE NOT OWNED OR MARKED BY CARSON CITY.
- THE CONTRACTOR SHALL CALL THE CARSON CITY ENGINEERING DIVISION (887-2300) TWO (2) WORKING DAYS PRIOR TO THE START OF CONSTRUCTION. THE CONTRACTOR SHALL CALL ONE (1) WORKING DAY PRIOR TO REQUIRED INSPECTIONS AND TESTING. THE REQUIRED INSPECTIONS AND TESTING ARE LISTED ON THE INSPECTION RECORD ISSUED WITH EACH PERMIT. THE CONTRACTOR MUST HAVE THE PERMIT NUMBER AND THE DESCRIPTION LISTED ON THE INSPECTION RECORD TO SCHEDULE REQUIRED INSPECTIONS AND TESTING. FOR CITY CONTRACTED PROJECTS, THE CONTRACTOR SHALL SCHEDULE INSPECTIONS PER THE CONTRACT DOCUMENTS.
- FINAL INSPECTIONS WILL BE PERFORMED BY CARSON CITY ENGINEERING DIVISION ACCORDING TO THE CARSON CITY INSPECTIONS AND TESTING PROCEDURES. NOTE: THESE PROCEDURES REQUIRE SUBMITTAL OF RECORD DRAWING PRINTS BY THE CONTRACTOR AND 10 WORKING DAYS TO PREPARE A FINAL PUNCH LIST. ALL CONDITIONS OF THE FINAL INSPECTION MUST BE COMPLETED PRIOR TO FINAL ACCEPTANCE OR ANY APPROVAL OF A CERTIFICATE OF OCCUPANCY BY THE CARSON CITY ENGINEERING DIVISION.
- MODIFICATIONS TO THE APPROVED PLANS REQUIRES REVIEW AND APPROVAL BY THE CARSON CITY ENGINEERING DIVISION. WORK PERFORMED WITHOUT WRITTEN APPROVAL BY CARSON CITY ENGINEERING WILL REQUIRE REMOVAL AT THE CONTRACTORS EXPENSE.
- THE APPROVED PLAN, PERMIT AND INSPECTION RECORD MUST BE ON THE JOB SITE AT ALL TIMES.
- PLAN APPROVAL FOR SEWER AND WATER CONSTRUCTION SHALL EXPIRE ONE YEAR FROM DATE OF APPROVAL UNLESS CONSTRUCTION HAS BEEN INITIATED. (COMC 12.06.180F, 12.01.140D)
- THE CONTRACTOR WILL BE SOLELY AND COMPLETELY RESPONSIBLE FOR ACQUIRING A STORMWATER DISCHARGE PERMIT FROM THE NEVADA DIVISION OF ENVIRONMENTAL PROTECTION (NDEP) INCLUDING DEVELOPING, SUBMITTING AND IMPLEMENTING A STORM WATER POLLUTION PREVENTION PLAN (SWPPP). THE CONTRACTOR SHALL DEVELOP, PLACE AND MAINTAIN STORM WATER PROTECTION DEVICES IN COMPLIANCE WITH THE NEVADA CONTRACTORS FIELD GUIDE FOR CONSTRUCTION SITE BEST MANAGEMENT PRACTICES (JUNE 2008).
- THE LOCATION OF EXISTING UTILITIES SHOWN ON THESE DRAWINGS IS BASED ON THE BEST INFORMATION AVAILABLE TO THE ENGINEER. IT SHALL BE THE CONTRACTORS' RESPONSIBILITY TO VERIFY THESE LOCATIONS AT THE PROPOSED POINTS OF CONNECTIONS AND IN AREAS OF POSSIBLE CONFLICT WITH NEW UTILITY INSTALLATION. PRIOR TO BEGINNING CONSTRUCTION, POT-HOLING IS REQUIRED. SHOULD THE CONTRACTOR FIND ANY DISCREPANCIES BETWEEN THE CONDITIONS EXISTING IN THE FIELD AND THE INFORMATION SHOWN ON THESE DRAWINGS, HE SHALL NOTIFY THE ENGINEER BEFORE PROCEEDING WITH CONSTRUCTION.
- THE CONTRACTOR WILL BE SOLELY AND COMPLETELY RESPONSIBLE FOR THE CONDITIONS OF THE JOB SITE, INCLUDING SAFETY OF ALL PERSONS AND PROPERTY DURING PERFORMANCE OF THE WORK. THIS REQUIREMENT WILL APPLY CONTINUOUSLY AND NOT BE LIMITED TO NORMAL WORKING HOURS. THE CONTRACTOR SHALL BE RESPONSIBLE FOR THE DESIGN AND CONSTRUCTION OF PROPER SHORING OF TRENCHES IN ACCORDANCE WITH OCCUPATIONAL SAFETY LAWS. THE DUTIES OF THE ENGINEER DO NOT INCLUDE REVIEW OF THE ADEQUACY OF THE CONTRACTOR'S SAFETY IN, ON, OR NEAR THE CONSTRUCTION SITE.
- SHOULD IT APPEAR THAT THE WORK TO BE DONE, OR ANY MATTER RELATIVE THERETO, IS NOT SUFFICIENTLY DETAILED OR EXPLAINED ON THESE PLANS, THE CONTRACTOR SHALL CONTACT THE ENGINEER FOR SUCH FURTHER EXPLANATIONS AS MAY BE NECESSARY.
- ALL PVC WATER PIPELINES SHALL BE PRESSURE TESTED IN ACCORDANCE WITH AWWA STANDARD C605 PER NAC 445A.67145 (7)(b) PRIOR TO BEING FLUSHED, DISINFECTED OR SAMPLED FOR AN ANALYSIS OF WATER QUALITY. ALL PVC WATER PIPELINES ARE TO BE DISINFECTED ACCORDING TO AWWA STANDARD C651 PER NAC 445A.67145 (6)(a).



VICINITY MAP
N.T.S.

SHEET INDEX


G1	TITLE SHEET
C1-C17	LAYOUT PLAN DISPATCH CENTER to PUBLIC WORKS
C18-C24	LAYOUT PLAN COMMUNITY CENTER to PUBLIC WORKS
C25	CONSTRUCTION DETAILS
C26-C30	SPLICE CLOSURE DETAILS

INSTALLATION NOTES:

- CONTRACTOR TO INSTALL CITY FURNISHED CORNING OPTICAL 72 STRAND FIBER OPTIC CABLE (PART NUMBER 072EU4-T4701D20) PER MANUFACTURER'S REQUIREMENTS AND PER ANSI/EIA/TIA-568-C.
- SPLICE CLOSURES AND EXTRA FIBER OPTIC CABLE SHALL BE INSTALLED AT PULL BOX LOCATIONS AS NOTED ON THE PLANS.
- CONTRACTOR SHALL FOLLOW MANUFACTURER'S INSTALLATION SPECIFICATIONS, NEVER EXCEED THE MINIMUM BEND RADIUS OR TENSILE PULLING TENSION OF THE FIBER OPTIC CABLE.
- CONTRACTOR IS TO PROVIDE WITNESS ACCEPTANCE TESTING AND POST INSTALLATION TESTING OF THE FIBER OPTIC CABLE, AND ALL SPLICE CONNECTIONS.
- ANY DAMAGE TO THE FIBER OPTIC CABLE FOUND BEFORE OR DURING POST INSTALLATION TESTING SHALL BE REPAIRED OR REPLACED AT THE EXPENSE OF THE CONTRACTOR.
- CONTRACTOR TO PROVIDE EXTRA SLACK FIBER CABLE IN PULL BOXES AS FOLLOWS:
20' SERVICE LOOP IN ALL EXISTING No. 7 PULL BOXES
50' SERVICE LOOP IN ALL NEW/EXISTING No. 9 PULL BOXES
100' SERVICE LOOP IN ALL EXISTING No. 9 AND NEW BASIS PULL BOXES WITH SPLICE CLOSURES (50' EACH WAY)
- CONTRACTOR SHALL REPLACE LOCATABLE PULL STRING WITH SEQUENTIAL FOOT MARKINGS IF DISTURBED/REMOVED DURING INSTALLATION.

DESIGNED BY: DGR/DSA
DRAWN BY: DGR
CHECKED BY: DSA/AJ/DLR
DWG NO.: 2-1503-TS-DWG
SCALE (HORIZ): N/A
SCALE (VERT): N/A
DATE: 7/13/15

CARSON CITY
PUBLIC WORKS DEPARTMENT
3505 BUTTI WAY CARSON CITY, NEVADA 89701
PH: 775-887-2355 FAX: 775-887-2112



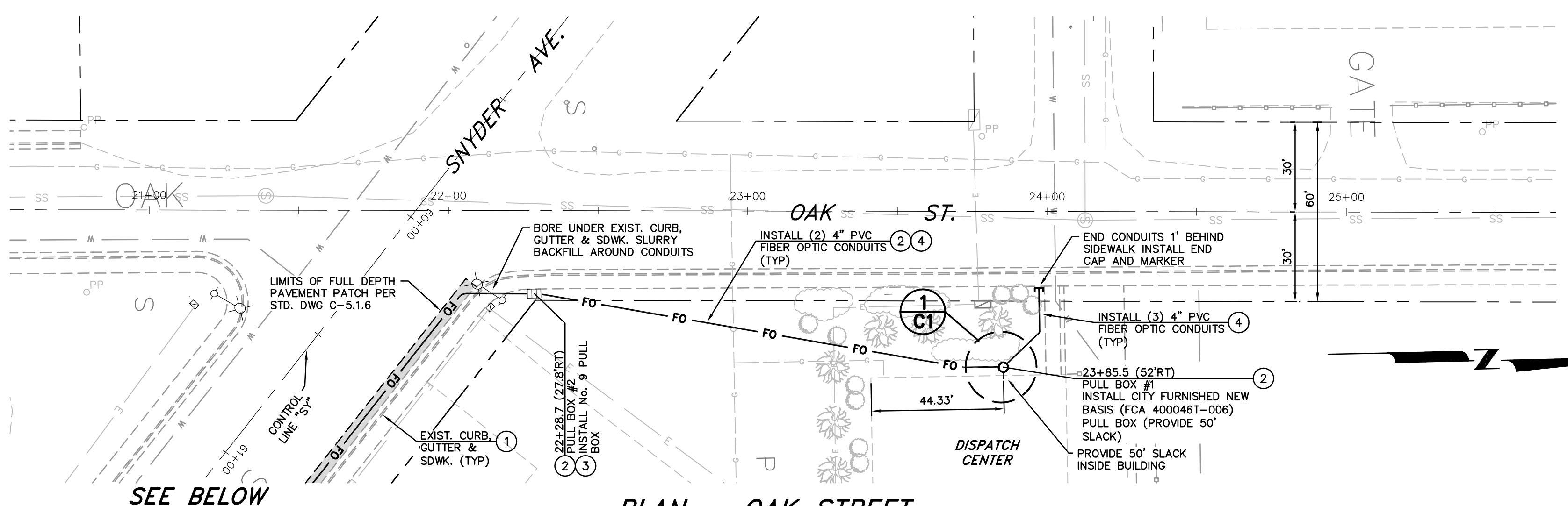
REV.	DATE	DESCRIPTION	BY	APP'D

DISPATCH CENTER to PUBLIC WORKS
PROJECT No. 2.1503
TITLE SHEET

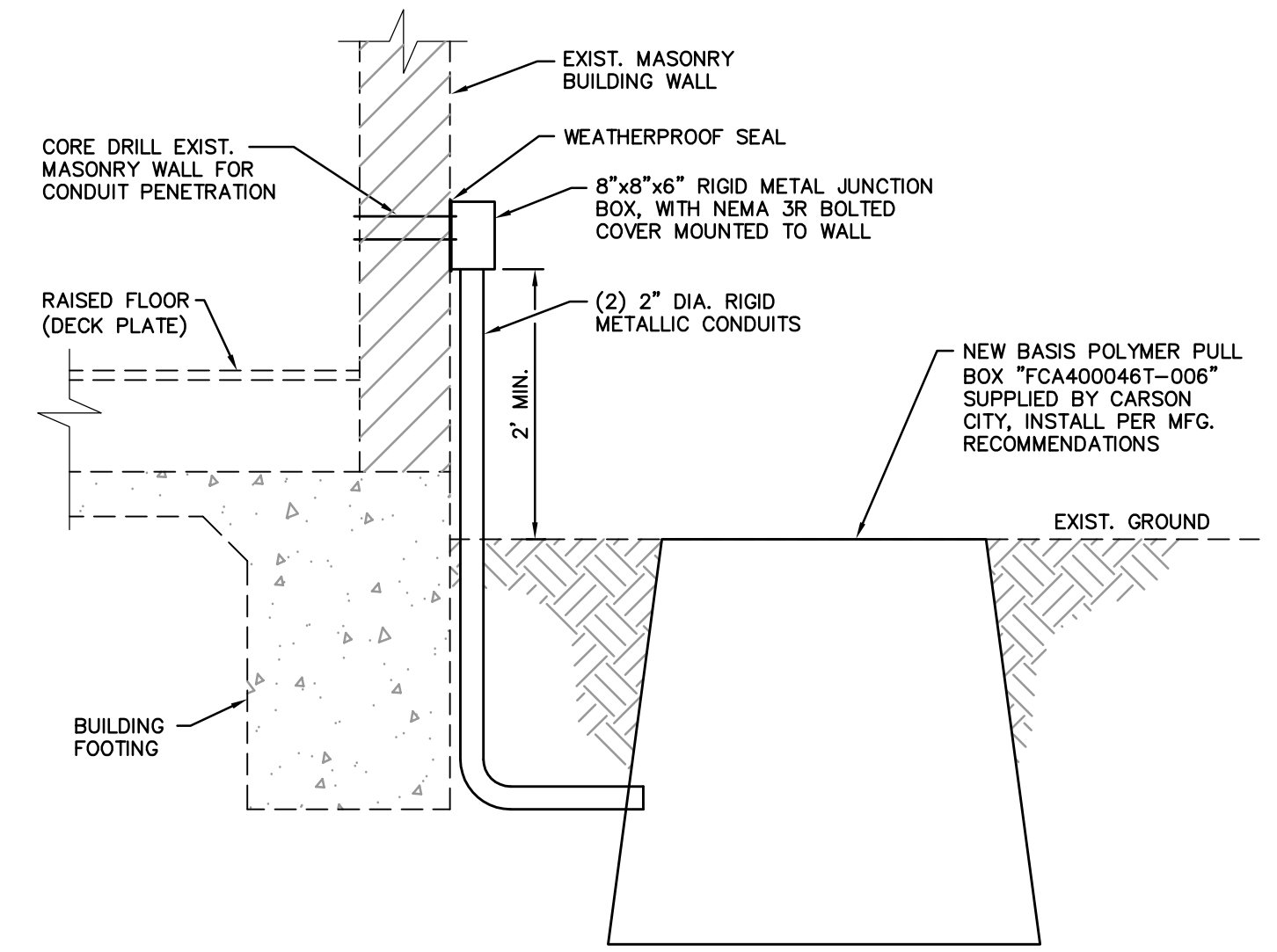
SHEET
G1
OF
31

APPLICATION NO. _____

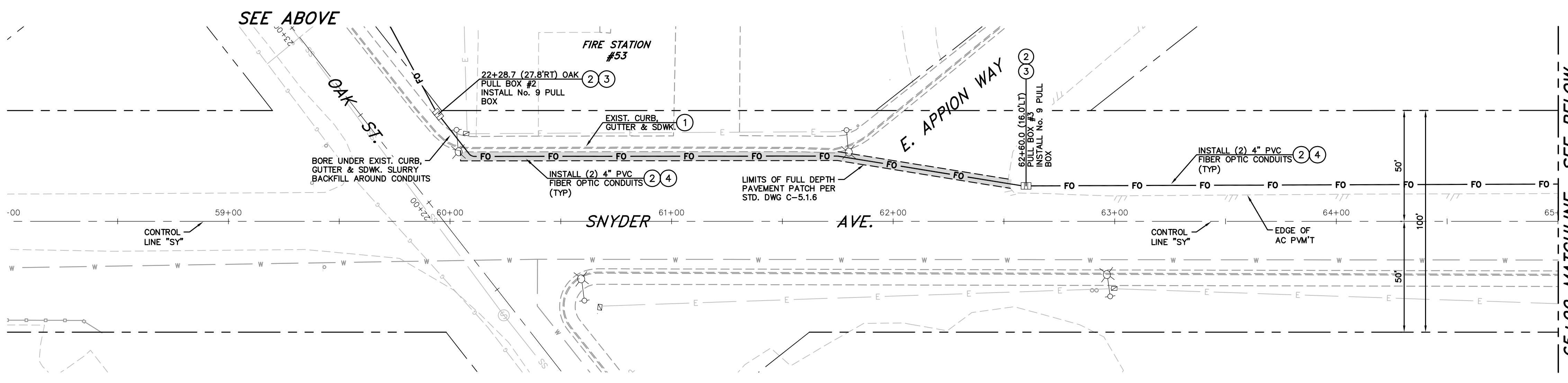
FOR BIDDING PURPOSES ONLY



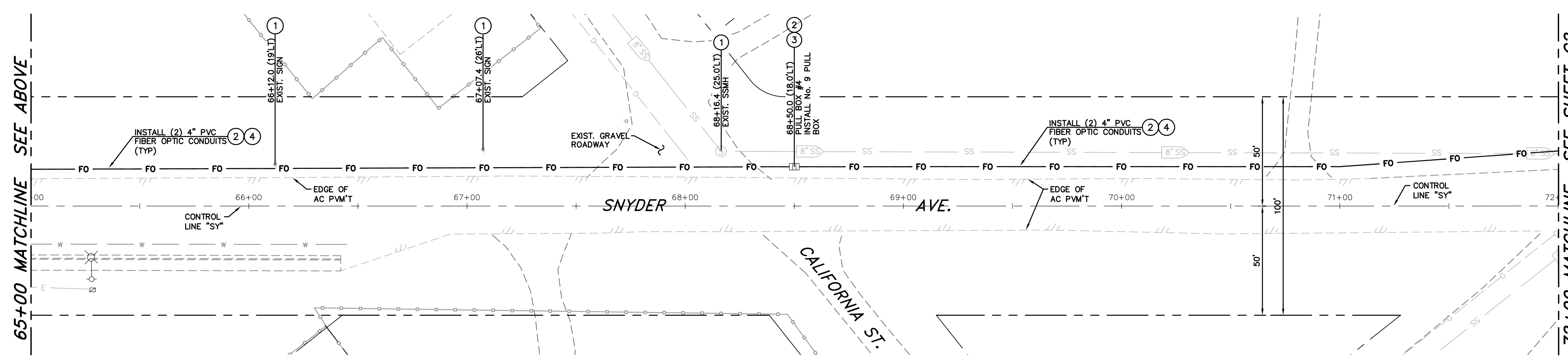
PLAN - OAK STREET
SCALE: 1"=30'



DISPATCH TERMINATION (1 C1)
NOT TO SCALE

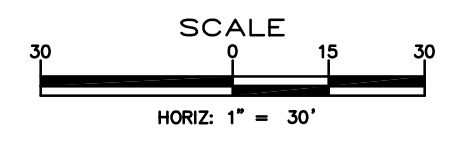


PLAN - SNYDER AVENUE
SCALE: 1"=30'




PLAN - SNYDER AVENUE
SCALE: 1"=30'

- CONSTRUCTION NOTES:**
- 1 PROTECT-IN-PLACE
 - 2 INSTALL CITY FURNISHED, 72 STRAND FIBER OPTIC CABLE IN NEW/EXISTING CONDUIT, (PROVIDE EXTRA SLACK CABLE IN PULL BOXES AS INDICATED)
 - 3 INSTALL TRAFFIC RATED CONCRETE PULL BOX WITH, BOLT DOWN, TRAFFIC RATED STEEL COVER MARKED "FIBER OPTIC" (SIZE PER PLAN), PER DETAIL 2, SHEET C25.
 - 4 INSTALL TWO 4" DIAMETER, SCH 40 PVC CONDUITS WITH PULL ROPE, PER TYPICAL TRENCH SECTION.



DESIGNED BY: DGB/DSA
 DRAWN BY: DGR
 CHECKED BY: DSA/DLR
 DWG NO.: 2-1503-FO-CONTINUING
 SCALE (HORIZ): 1"=30'
 SCALE (VERT): N/A
 PLOT DATE: 7/13/15

CARSON CITY PUBLIC WORKS DEPARTMENT
 3505 BUTTI WAY CARSON CITY, NEVADA 89701
 PH: 775-887-2355 FAX: 775-887-2112



REV.	DATE	DESCRIPTION	BY	APP'D

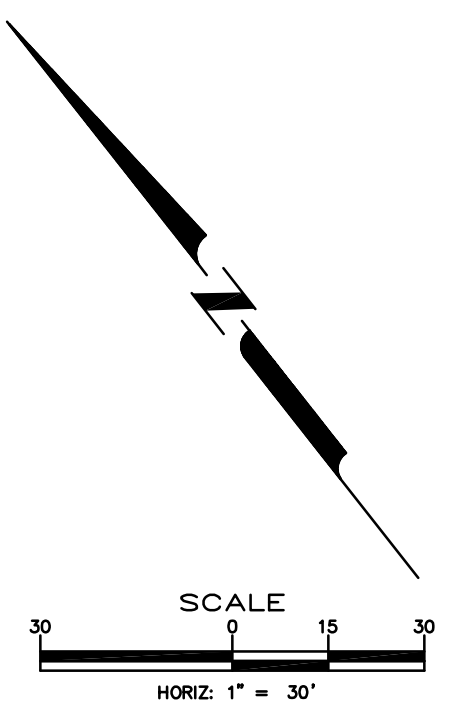
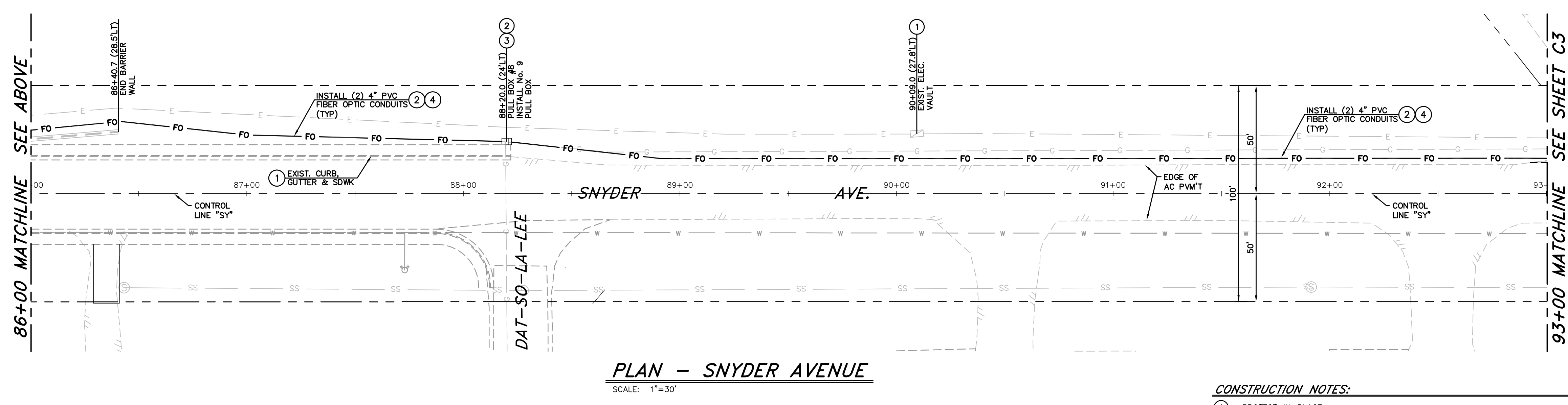
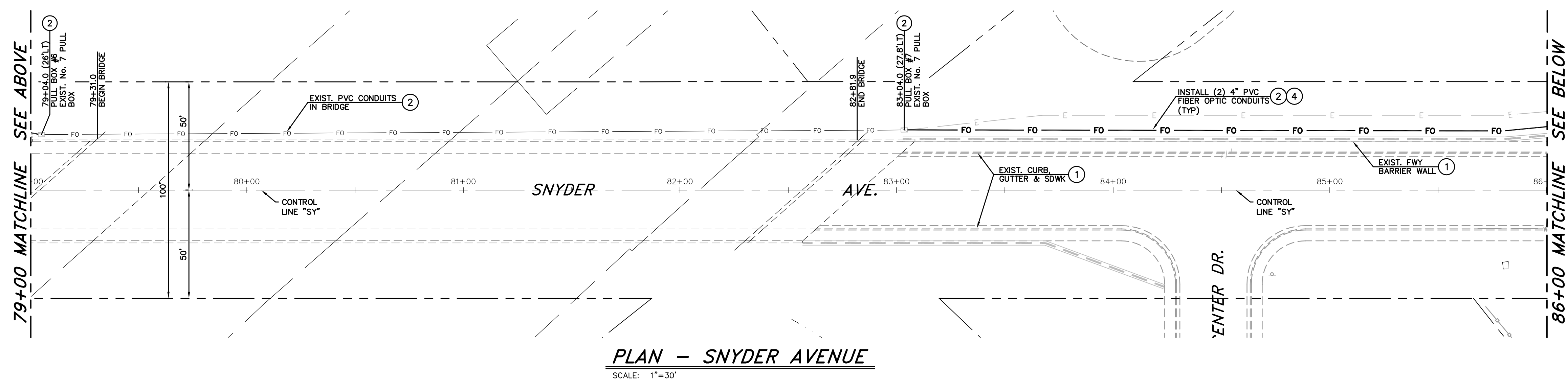
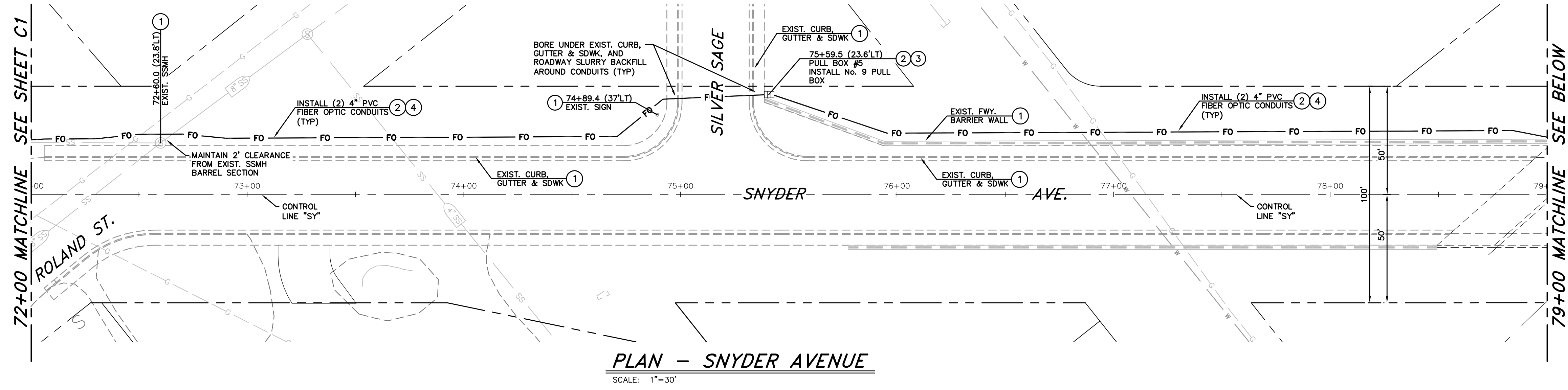
CARSON CITY FIBER OPTIC DISPATCH CENTER TO PUBLIC WORKS PROJECT No. 2.1503
OAK ST. / SNYDER AVENUE LAYOUT PLAN
 22+00 to 24+00 / 60+00 to 72+00

SHEET **C1** OF **31**

FOR BIDDING PURPOSES ONLY

I:\CAPITAL PROJECTS\Projects\021503-FW-DispatchCenter\02-Design\Drawings\May 7, 15-DrawingSheet.dwg

I:\CAPITAL PROJECTS\Project\021503-Fiber\02-Design\021503-Fiber\Snyder.dwg, May 7, 15, Drawn:lecter




- CONSTRUCTION NOTES:**
- 1 PROTECT-IN-PLACE
 - 2 INSTALL CITY FURNISHED, 72 STRAND FIBER OPTIC CABLE IN NEW/EXISTING CONDUIT, (PROVIDE EXTRA SLACK CABLE IN PULL BOXES AS INDICATED)
 - 3 INSTALL TRAFFIC RATED CONCRETE PULL BOX WITH, BOLT DOWN, TRAFFIC RATED STEEL COVER MARKED "FIBER OPTIC" (SIZE PER PLAN), PER DETAIL 2, SHEET C25.
 - 4 INSTALL TWO 4" DIAMETER, SCH 40 PVC CONDUITS WITH PULL ROPE, PER TYPICAL TRENCH SECTION.



DESIGNED BY: DGB/DSA
 DRAWN BY: DGR
 CHECKED BY: DSA/DLR
 DNG NO.: 2-1503 FO-CONTINUING
 SCALE (HORIZ): 1"=30'
 SCALE (VERT): N/A
 PLOT DATE: 7/13/15

CARSON CITY PUBLIC WORKS DEPARTMENT
 3505 BUTTI WAY CARSON CITY, NEVADA 89701
 PH: 775-887-2355 FAX: 775-887-2112

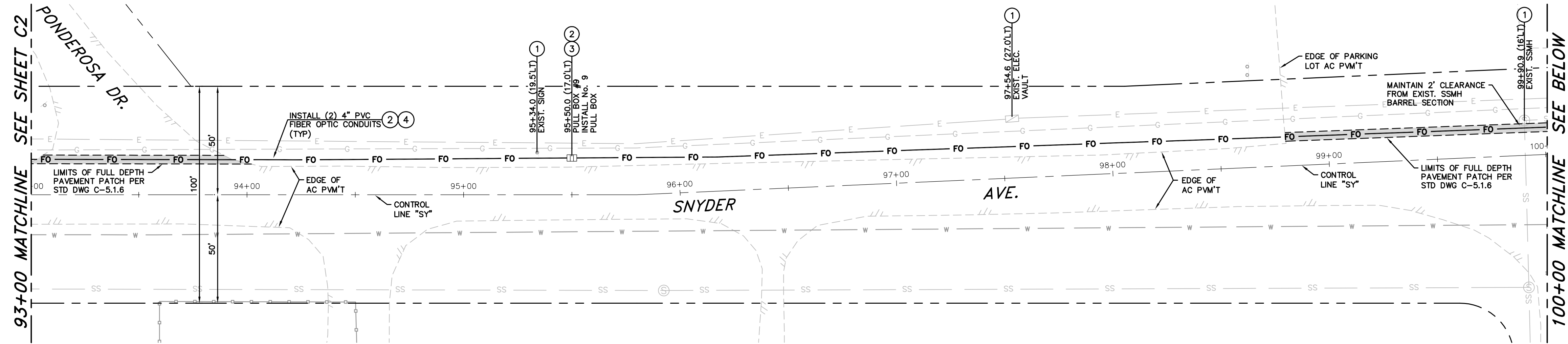


REV.	DATE	DESCRIPTION	BY	APP'D

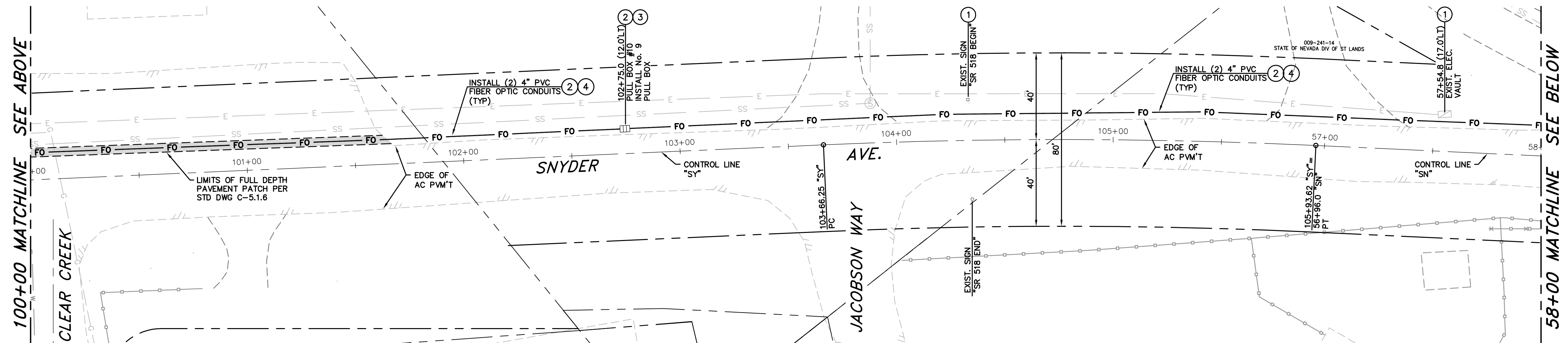
CARSON CITY FIBER OPTIC DISPATCH CENTER to PUBLIC WORKS PROJECT No. 2.1503 SNYDER AVENUE LAYOUT PLAN 72+00 to 93+00

SHEET **C2** OF **31**

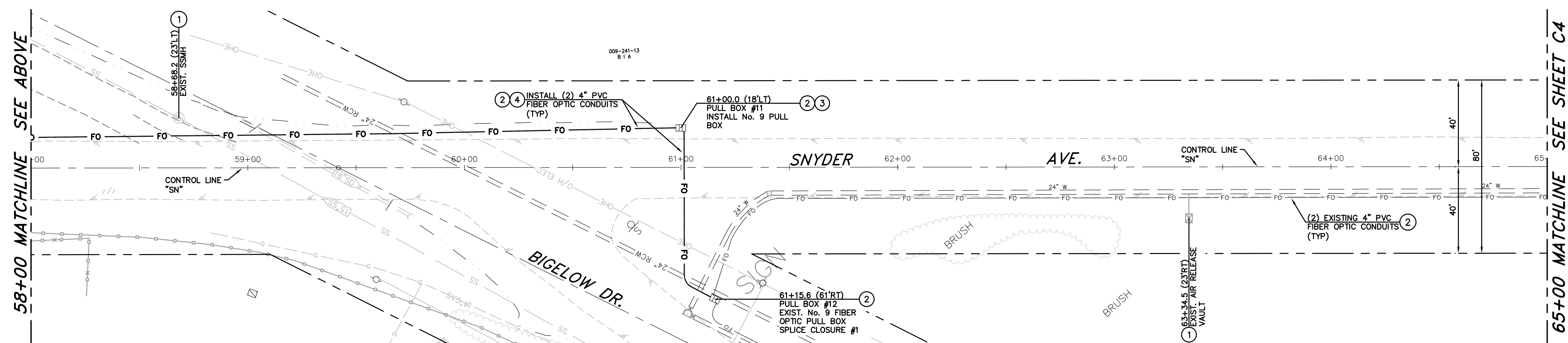
FOR BIDDING PURPOSES ONLY



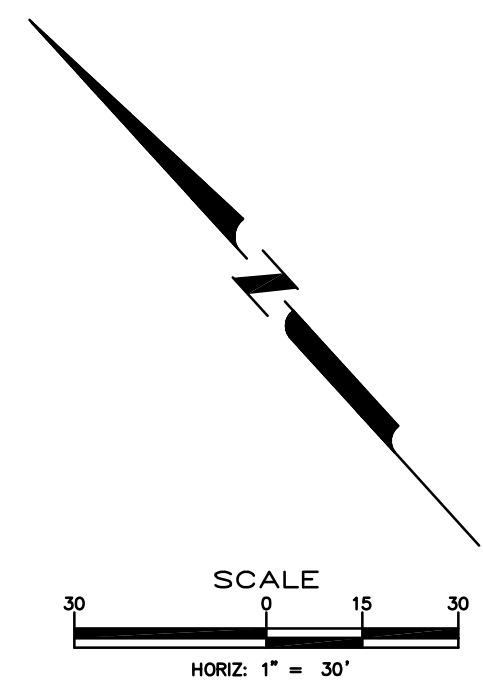
PLAN - SNYDER AVENUE
SCALE: 1"=30'



PLAN - SNYDER AVENUE
SCALE: 1"=30'



PLAN - SNYDER AVENUE
SCALE: 1"=30'

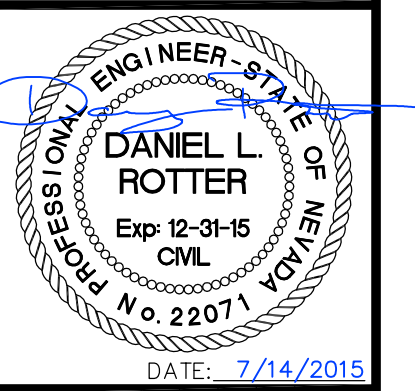


- CONSTRUCTION NOTES:**
- 1 PROTECT-IN-PLACE
 - 2 INSTALL CITY FURNISHED, 72 STRAND FIBER OPTIC CABLE IN NEW/EXISTING CONDUIT, (PROVIDE EXTRA SLACK CABLE IN PULL BOXES AS INDICATED)
 - 3 INSTALL TRAFFIC RATED CONCRETE PULL BOX WITH, BOLT DOWN, TRAFFIC RATED STEEL COVER MARKED "FIBER OPTIC", PER DETAIL 2, SHEET C25.
 - 4 INSTALL TWO 4" DIAMETER, SCH 40 PVC CONDUITS WITH PULL ROPE, PER TYPICAL TRENCH SECTION.



DESIGNED BY: DGB/DCA
 DRAWN BY: DGR
 CHECKED BY: DSA/DLR
 DWG NO.: 2-1503 FO-CONTINUING
 SCALE (HORIZ): 1"=30'
 SCALE (VERT): N/A
 PLOT DATE: 7/13/15

CARSON CITY PUBLIC WORKS DEPARTMENT
 3505 BUTTI WAY CARSON CITY, NEVADA 89701
 PH: 775-887-2355 FAX: 775-887-2112



REV.	DATE	DESCRIPTION	BY	APP'D

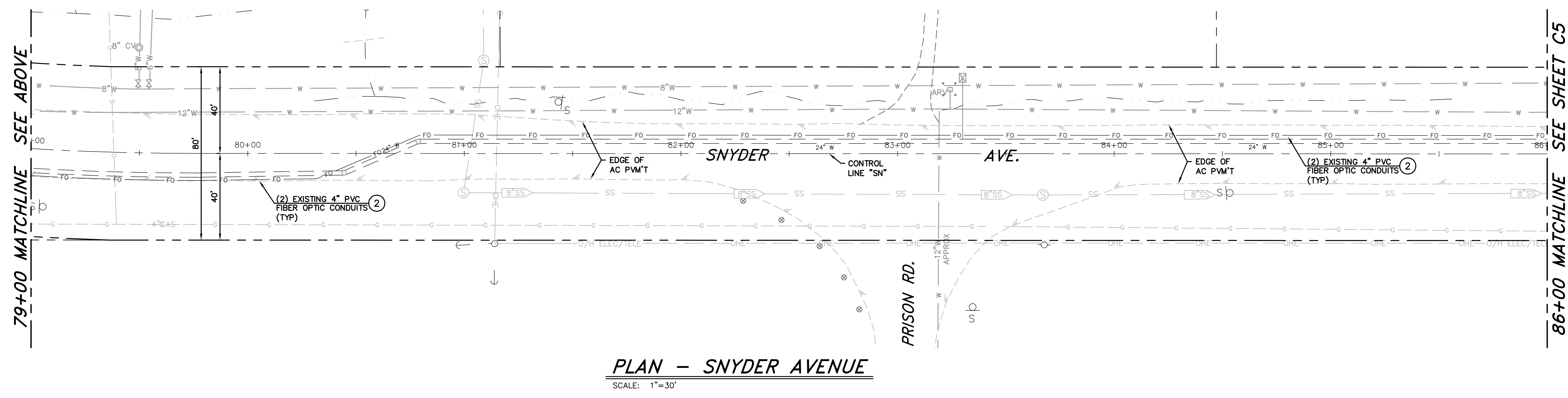
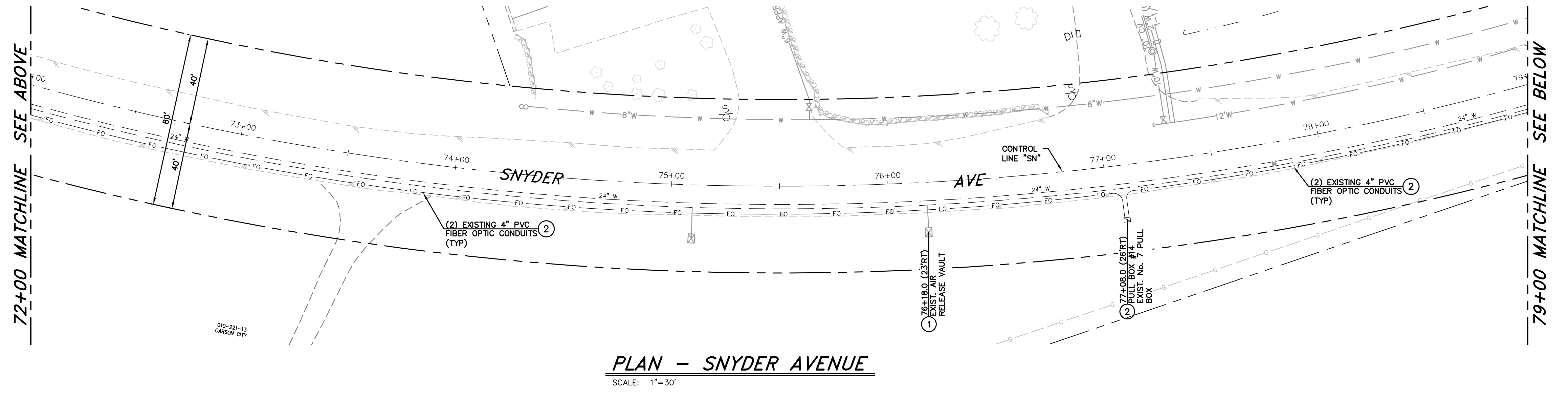
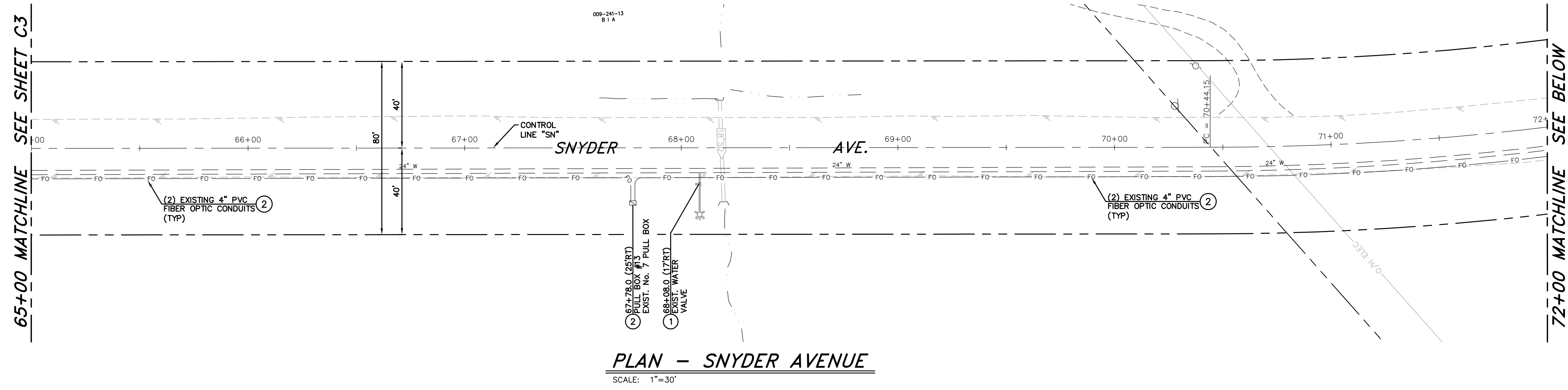
CARSON CITY FIBER OPTIC DISPATCH CENTER to PUBLIC WORKS PROJECT No. 2.1503
SNYDER AVENUE LAYOUT PLAN
93+00 to 65+00

SHEET **C3** OF **31**

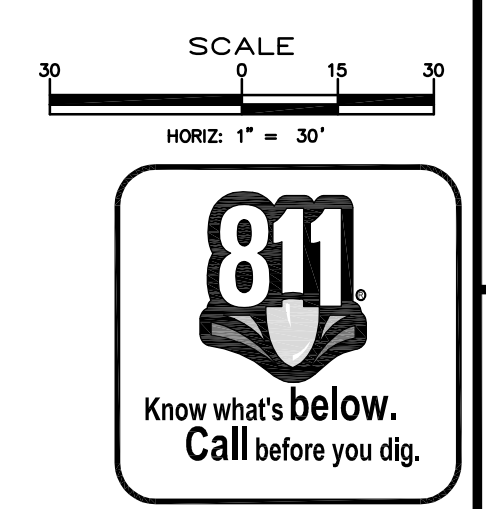
FOR BIDDING PURPOSES ONLY

I:\CAPITAL PROJECTS\Project1\021503-FW-DispatchCenter\021503-FO-Snyder.dwg, May 7, 15, Drawn: dgr

I:\CAPITAL PROJECTS\Projects\021503-FW-DispatchCenter\021503-FW-Snyder.dwg, May 7, 15, Drawn:edotter

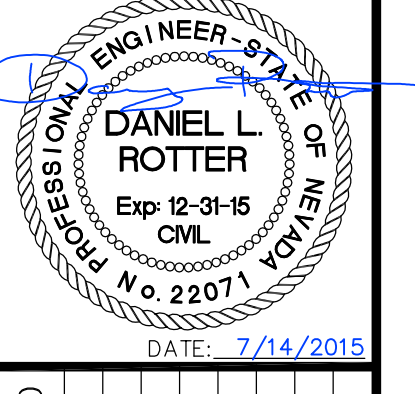


- CONSTRUCTION NOTES:**
- 1 PROTECT-IN-PLACE
 - 2 INSTALL CITY FURNISHED, 72 STRAND FIBER OPTIC CABLE IN NEW/EXISTING CONDUIT, (PROVIDE EXTRA SLACK CABLE IN PULL BOXES AS INDICATED)
 - 3 INSTALL TRAFFIC RATED CONCRETE PULL BOX WITH, BOLT DOWN, TRAFFIC RATED STEEL COVER MARKED "FIBER OPTIC" (SIZE PER PLAN), PER DETAIL 2, SHEET C25.
 - 4 INSTALL TWO 4" DIAMETER, SCH 40 PVC CONDUITS WITH PULL ROPE, PER TYPICAL TRENCH SECTION.



DESIGNED BY: DGB/DSA
DRAWN BY: DGR
CHECKED BY: DSA/DLR
DWG NO.: 2-1503-FO-CONTINUING
SCALE (HORIZ): 1"=30'
SCALE (VERT): N/A
PLOT DATE: 7/13/15

CARSON CITY PUBLIC WORKS DEPARTMENT
3505 BUTTI WAY CARSON CITY, NEVADA 89701
PH: 775-887-2355 FAX: 775-887-2112



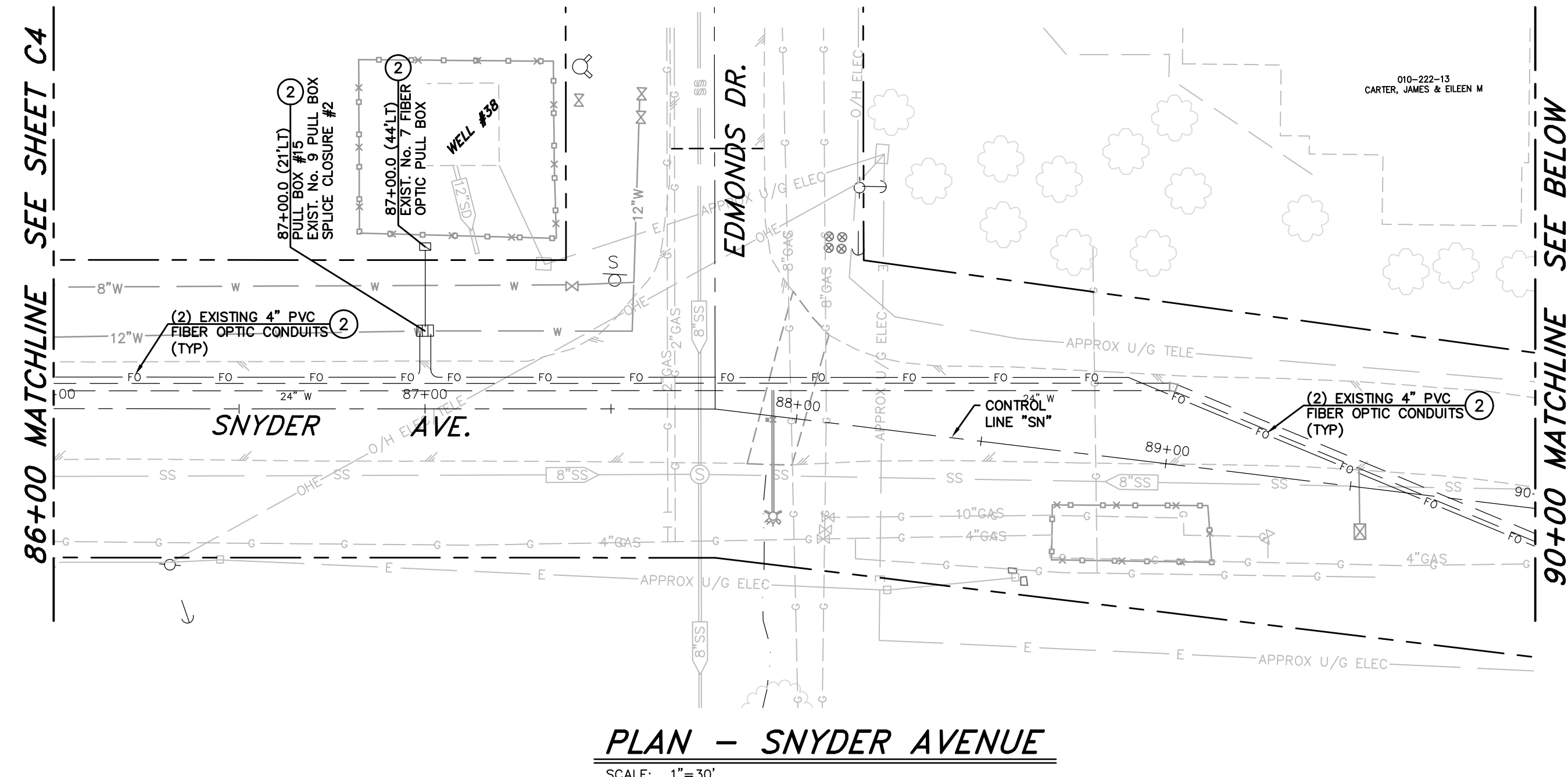
REV.	DATE	DESCRIPTION	BY	APP'D

CARSON CITY FIBER OPTIC DISPATCH CENTER to PUBLIC WORKS PROJECT No. 2.1503 SNYDER AVENUE LAYOUT PLAN 65+00 to 86+00

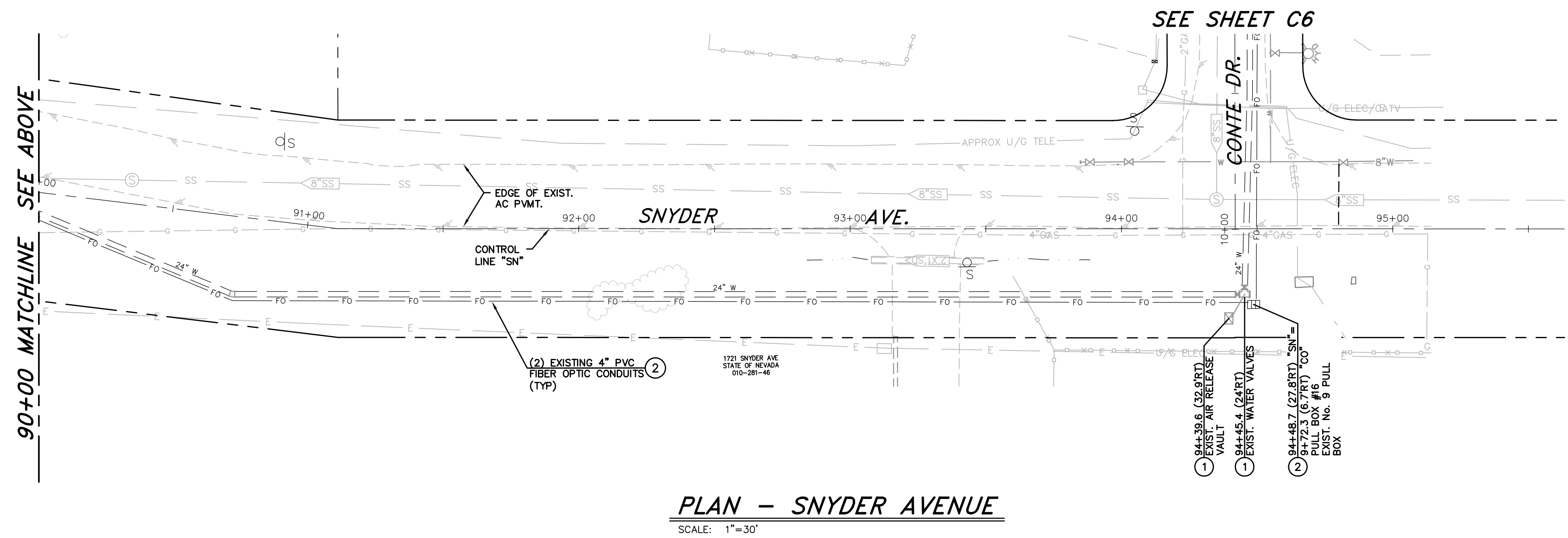
SHEET **C4** OF **31**

FOR BIDDING PURPOSES ONLY

I:\CAPITAL PROJECTS\Projects\1503-FW-DispatchCenter\1503-FC-Snyder.dwg, May 7, 15, Drenthecollier

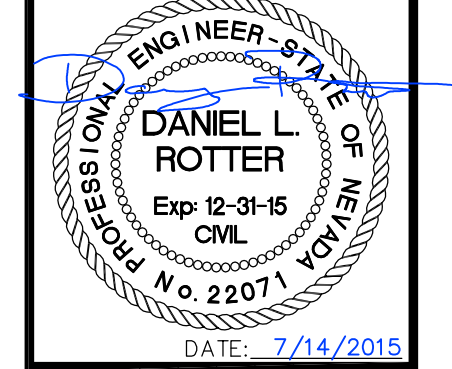


- CONSTRUCTION NOTES:**
1. PROTECT-IN-PLACE
 2. INSTALL CITY FURNISHED, 72 STRAND FIBER OPTIC CABLE IN NEW/EXISTING CONDUIT, (PROVIDE EXTRA SLACK CABLE IN PULL BOXES AS INDICATED)
 3. INSTALL TRAFFIC RATED CONCRETE PULL BOX WITH, BOLT DOWN, TRAFFIC RATED STEEL COVER MARKED "FIBER OPTIC" (SIZE PER PLAN), PER DETAIL 2, SHEET C25.
 4. INSTALL TWO 4" DIAMETER, SCH 40 PVC CONDUITS WITH PULL ROPE, PER TYPICAL TRENCH SECTION.



DESIGNED BY: DGB/DCA
DRAWN BY: DGB
CHECKED BY: DSA/DLR
DWG NO.: 2-1503-FC-CONTE.DWG
SCALE (HORIZ): 1"=30'
SCALE (VERT): N/A
PLOT DATE: 7/13/15

CARSON CITY PUBLIC WORKS DEPARTMENT
3505 BUTTI WAY CARSON CITY, NEVADA 89701
PH: 775-887-2355 FAX: 775-887-2112



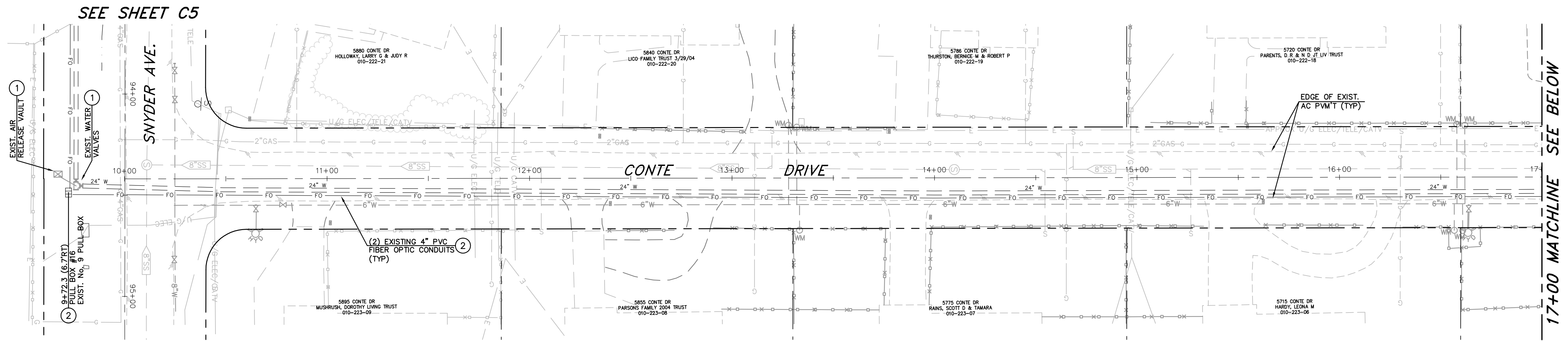
REV.	DATE	DESCRIPTION	BY	APP'D

CARSON CITY FIBER OPTIC DISPATCH CENTER to PUBLIC WORKS PROJECT No. 2.1503
SNYDER AVENUE LAYOUT PLAN
86+00 to 95+00

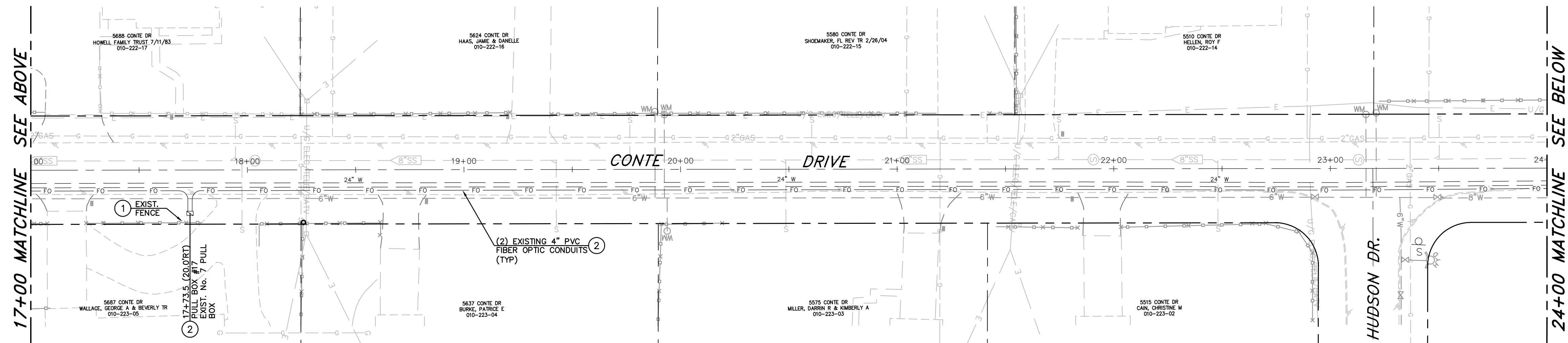


SHEET **C5** OF **31**

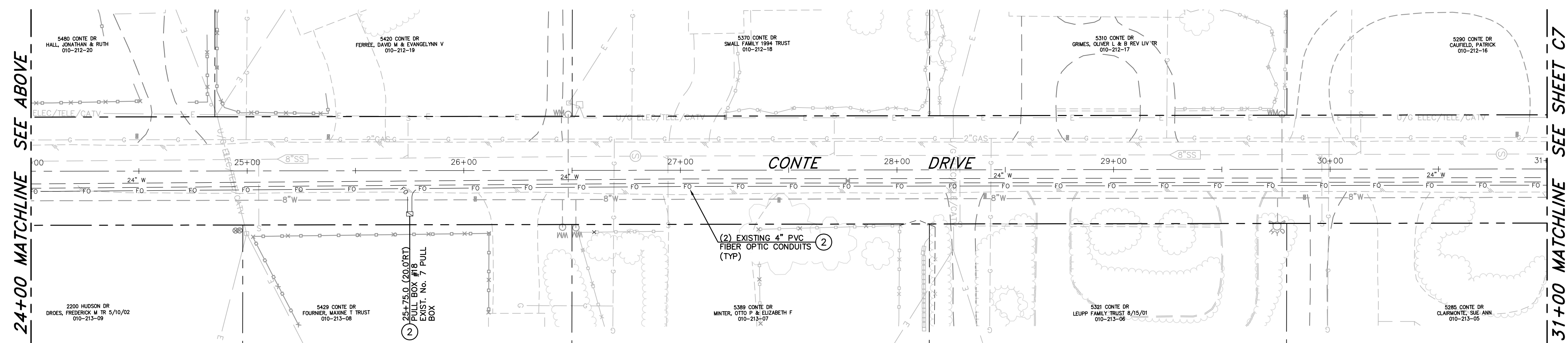
FOR BIDDING PURPOSES ONLY



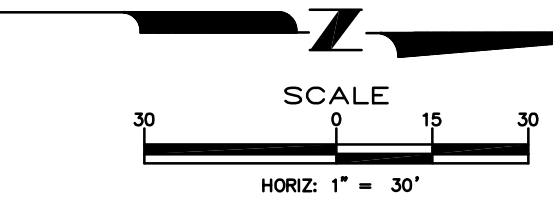
PLAN - CONTE DRIVE
SCALE: 1"=30'



PLAN - CONTE DRIVE
SCALE: 1"=30'



PLAN - CONTE DRIVE
SCALE: 1"=30'




- CONSTRUCTION NOTES:**
- 1 PROTECT-IN-PLACE
 - 2 INSTALL CITY FURNISHED, 72 STRAND FIBER OPTIC CABLE IN NEW/EXISTING CONDUIT, (PROVIDE EXTRA SLACK CABLE IN PULL BOXES AS INDICATED)
 - 3 INSTALL TRAFFIC RATED CONCRETE PULL BOX WITH, BOLT DOWN, TRAFFIC RATED STEEL COVER MARKED "FIBER OPTIC" (SIZE PER PLAN), PER DETAIL 2, SHEET C25.
 - 4 INSTALL TWO 4" DIAMETER, SCH 40 PVC CONDUITS WITH PULL ROPE, PER TYPICAL TRENCH SECTION.



DESIGNED BY: DGB/DSA
DRAWN BY: DGR
CHECKED BY: DSA/DLR
DWG NO.: 2-1503-FO-CONTE.DWG
SCALE (HORIZ): 1"=30'
SCALE (VERT): N/A
PLOT DATE: 7/13/15

**CARSON CITY
PUBLIC WORKS DEPARTMENT**
3505 BUTTI WAY CARSON CITY, NEVADA 89701
PH: 775-887-2355 FAX: 775-887-2112



REV.	DATE	DESCRIPTION	BY	APP'D

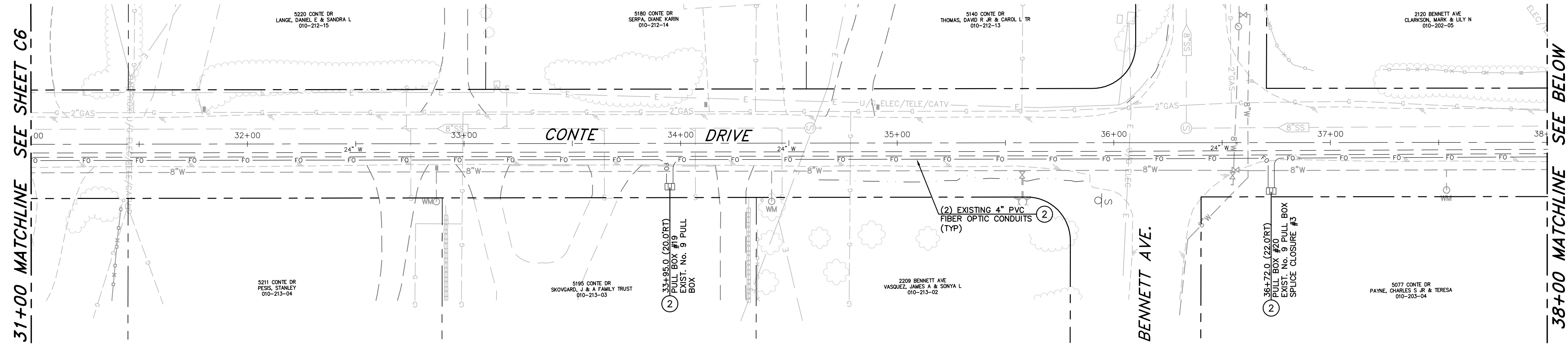
**CARSON CITY FIBER OPTIC
DISPATCH CENTER to PUBLIC WORKS
PROJECT No. 2-1503
CONTE DRIVE
LAYOUT PLAN
10+00 to 31+00**

SHEET
C6
OF
31

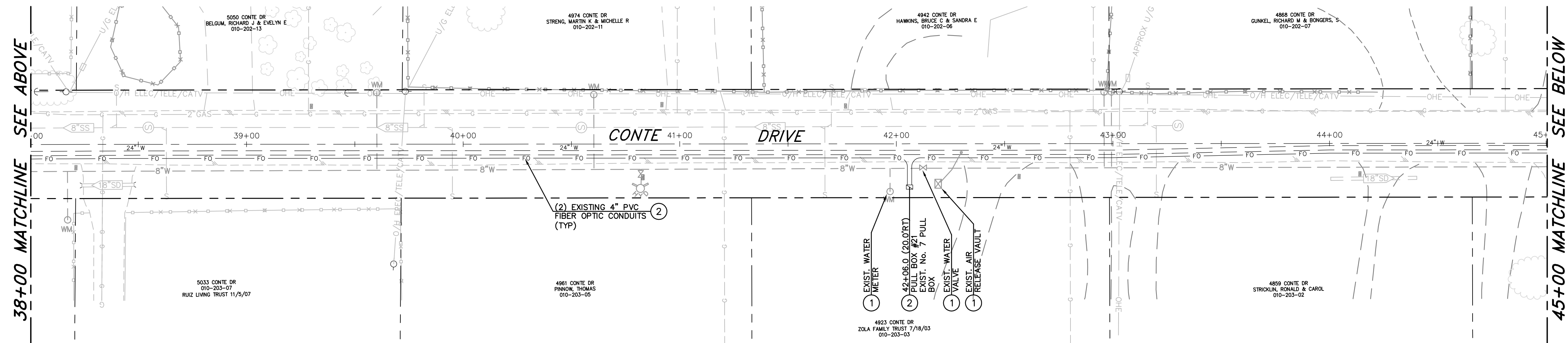
FOR BIDDING PURPOSES ONLY

I:\CAPITAL PROJECTS\Projects\021503-FW-DispatchCenter\021503-FO-CONTE.dwg, May. 5, 15, Drowns\dwg

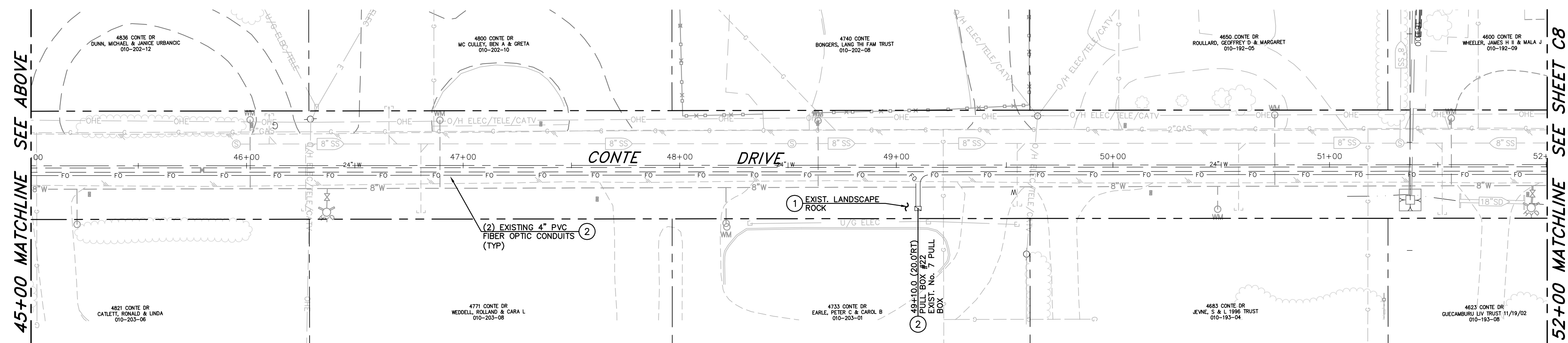
I:\CAPITAL PROJECTS\Project1\021503-Fiber-Dispatch\Drawings\021503-FO-CONTE.dwg, Nov. 5, 15 D:\dms\ketter



PLAN - CONTE DRIVE
SCALE: 1"=30'



PLAN - CONTE DRIVE
SCALE: 1"=30'



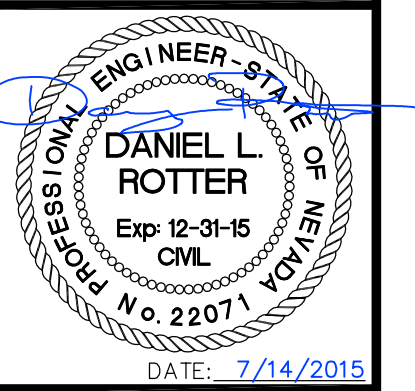
PLAN - CONTE DRIVE
SCALE: 1"=30'

- CONSTRUCTION NOTES:**
- 1 PROTECT-IN-PLACE
 - 2 INSTALL CITY FURNISHED, 72 STRAND FIBER OPTIC CABLE IN NEW/EXISTING CONDUIT, (PROVIDE EXTRA SLACK CABLE IN PULL BOXES AS INDICATED)
 - 3 INSTALL TRAFFIC RATED CONCRETE PULL BOX WITH, BOLT DOWN, TRAFFIC RATED STEEL COVER MARKED "FIBER OPTIC" (SIZE PER PLAN), PER DETAIL 2, SHEET C25.
 - 4 INSTALL TWO 4" DIAMETER, SCH 40 PVC CONDUITS WITH PULL ROPE, PER TYPICAL TRENCH SECTION.



DESIGNED BY: DGB/DSA
DRAWN BY: DGB
CHECKED BY: DSA/DLR
DWG NO.: 2-1503-FO-CONTE.DWG
SCALE (HORIZ): 1"=30'
SCALE (VERT): N/A
PLOT DATE: 7/13/15

CARSON CITY PUBLIC WORKS DEPARTMENT
3505 BUTTI WAY CARSON CITY, NEVADA 89701
PH: 775-887-2355 FAX: 775-887-2112



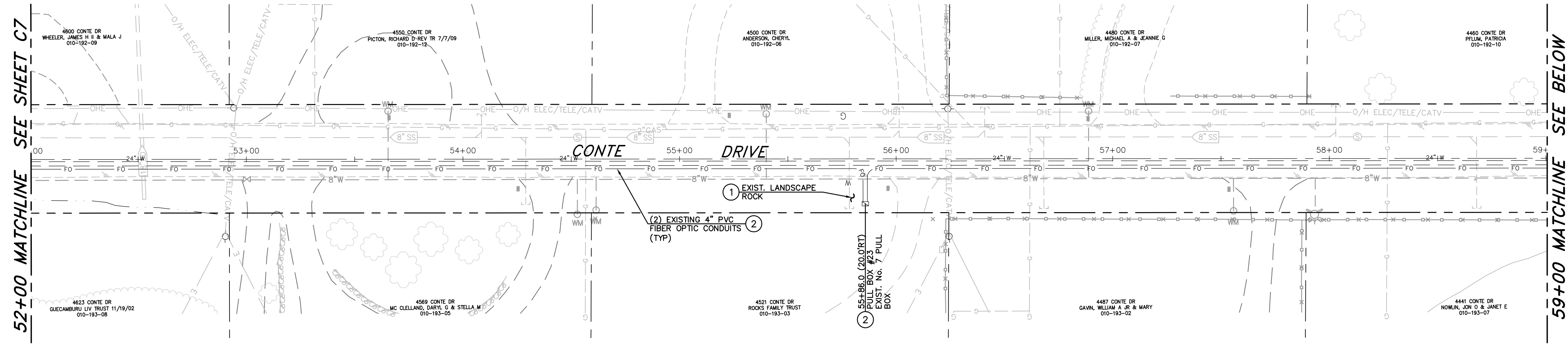
REV.	DATE	DESCRIPTION	BY	APP'D

CARSON CITY FIBER OPTIC DISPATCH CENTER TO PUBLIC WORKS PROJECT No. 2.1503
CONTE DRIVE LAYOUT PLAN
31+00 TO 52+00

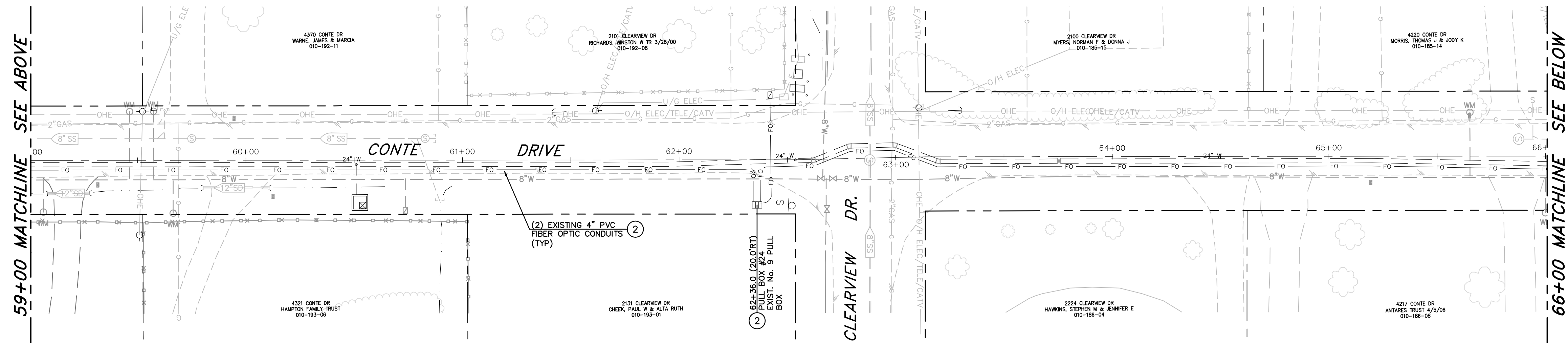
SHEET
C7
OF
31

FOR BIDDING PURPOSES ONLY

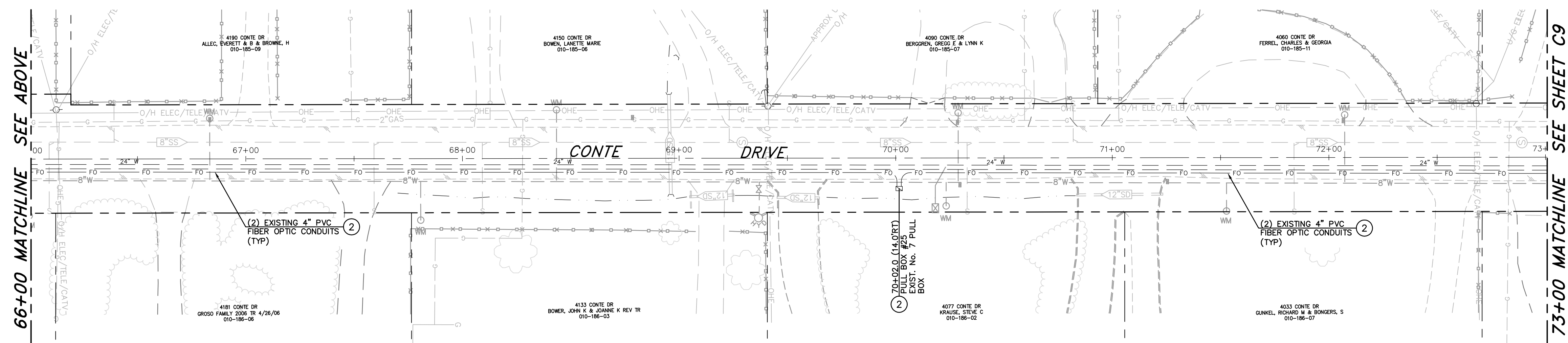
I:\CAPITAL PROJECTS\Project\021503-FW-DispatchCenter\021503-FC-CONTE.dwg, May. 5, 15, D:\dmsketter



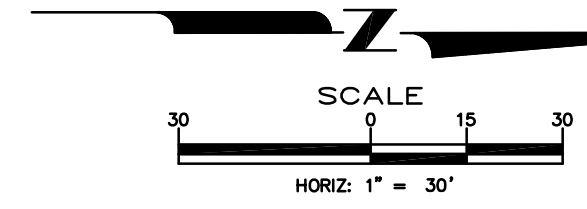
PLAN - CONTE DRIVE
SCALE: 1"=30'



PLAN - CONTE DRIVE
SCALE: 1"=30'



PLAN - CONTE DRIVE
SCALE: 1"=30'

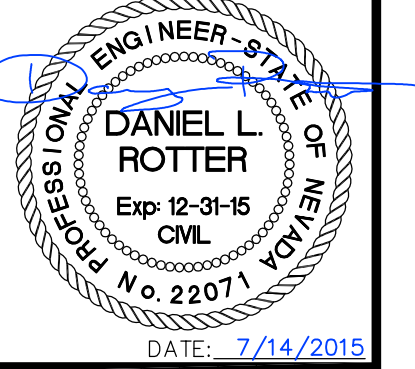


- CONSTRUCTION NOTES:**
- 1 PROTECT-IN-PLACE
 - 2 INSTALL CITY FURNISHED, 72 STRAND FIBER OPTIC CABLE IN NEW/EXISTING CONDUIT, (PROVIDE EXTRA SLACK CABLE IN PULL BOXES AS INDICATED)
 - 3 INSTALL TRAFFIC RATED CONCRETE PULL BOX WITH, BOLT DOWN, TRAFFIC RATED STEEL COVER MARKED "FIBER OPTIC" (SIZE PER PLAN), PER DETAIL 2, SHEET C25.
 - 4 INSTALL TWO 4" DIAMETER, SCH 40 PVC CONDUITS WITH PULL ROPE, PER TYPICAL TRENCH SECTION.



DESIGNED BY: DGB/DSA
DRAWN BY: DGB
CHECKED BY: DSA/DLR
DWG NO.: 2-1503-FC-CONTE.DWG
SCALE (HORIZ): 1"=30'
SCALE (VERT): N/A
PLOT DATE: 7/13/15

CARSON CITY PUBLIC WORKS DEPARTMENT
3505 BUTTI WAY CARSON CITY, NEVADA 89701
PH: 775-887-2355 FAX: 775-887-2112



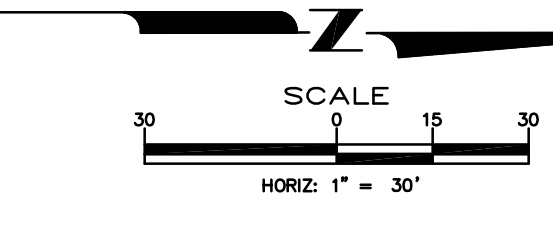
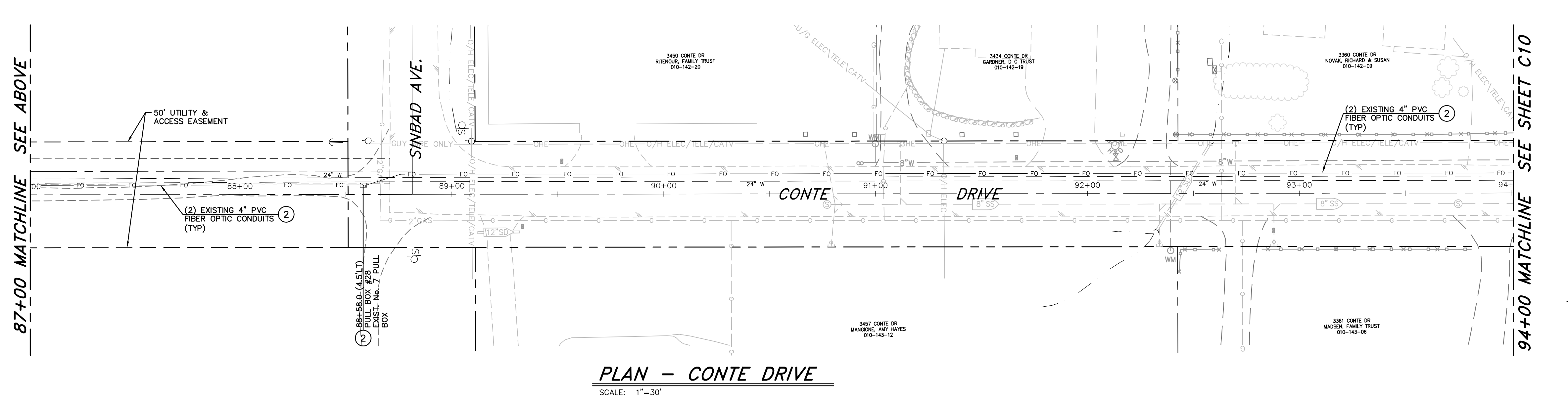
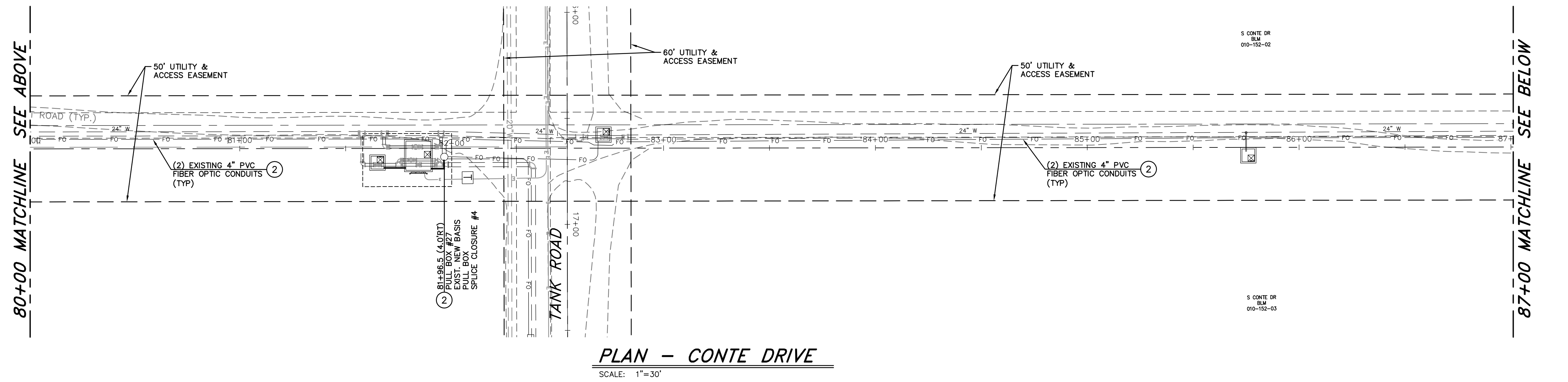
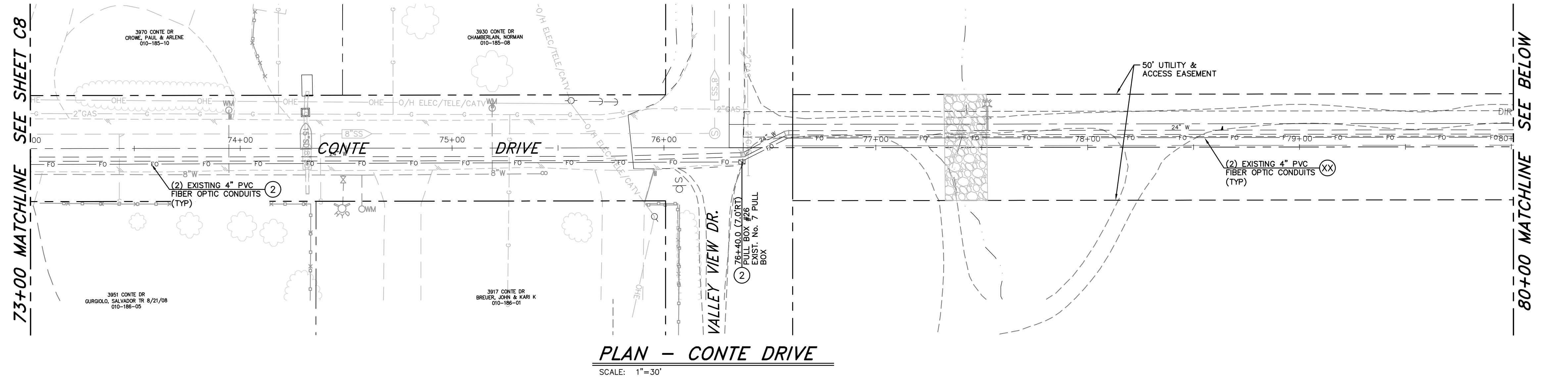
REV	DATE	DESCRIPTION	BY	APP'D

CARSON CITY FIBER OPTIC DISPATCH CENTER to PUBLIC WORKS PROJECT No. 2.1503
CONTE DRIVE LAYOUT PLAN
52+00 to 73+00

SHEET
C8
OF
31

FOR BIDDING PURPOSES ONLY

I:\CAPITAL PROJECTS\Project\021503-FW-DispatchCenter\021503-FC-CONTE.dwg, Nov. 5, 15 D:\asanketter



- CONSTRUCTION NOTES:**
- 1 PROTECT-IN-PLACE
 - 2 INSTALL CITY FURNISHED, 72 STRAND FIBER OPTIC CABLE IN NEW/EXISTING CONDUIT, (PROVIDE EXTRA SLACK CABLE IN PULL BOXES AS INDICATED)
 - 3 INSTALL TRAFFIC RATED CONCRETE PULL BOX WITH, BOLT DOWN, TRAFFIC RATED STEEL COVER MARKED "FIBER OPTIC" (SIZE PER PLAN), PER DETAIL 2, SHEET C25.
 - 4 INSTALL TWO 4" DIAMETER, SCH 40 PVC CONDUITS WITH PULL ROPE, PER TYPICAL TRENCH SECTION.

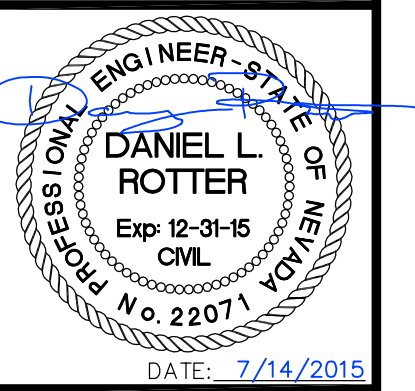


**CARSON CITY FIBER OPTIC
DISPATCH CENTER TO PUBLIC WORKS
PROJECT No. 2.1503**

**CONTE DRIVE
LAYOUT PLAN
73+00 to 94+00**

SHEET
C9
OF
31

REV.	DATE	DESCRIPTION	BY	APP'D

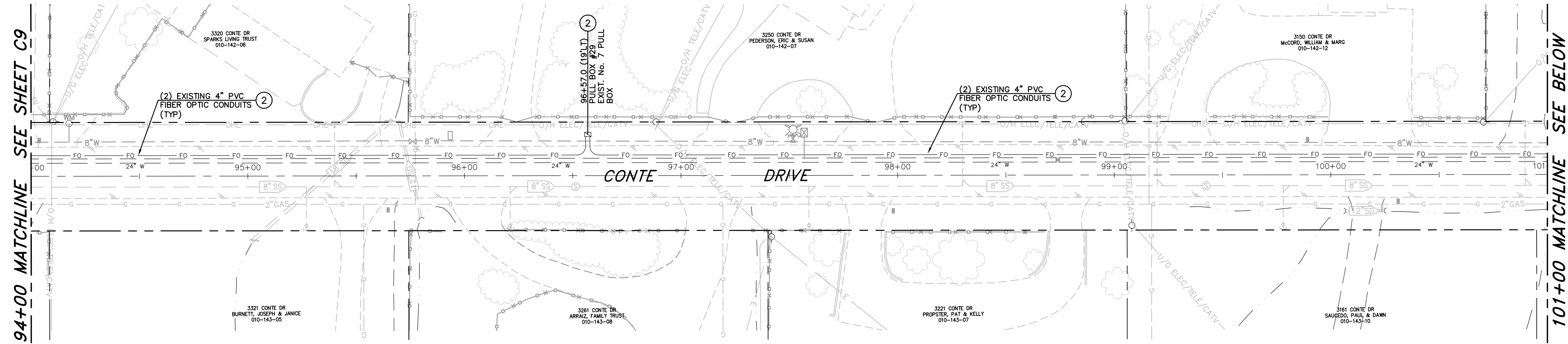


**CARSON CITY
PUBLIC WORKS DEPARTMENT**

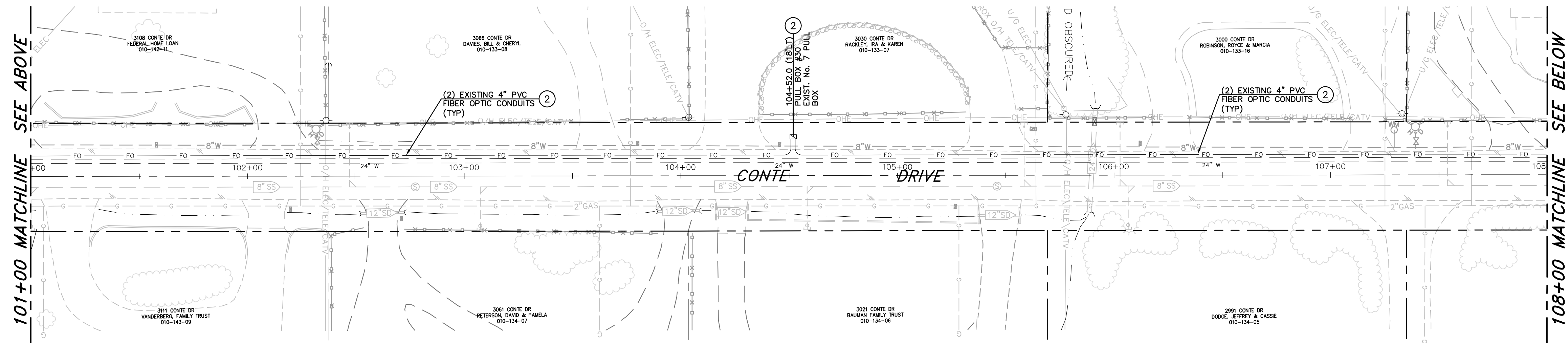
3505 BUTTI WAY CARSON CITY, NEVADA 89701
PH: 775-887-2355 FAX: 775-887-2112

DESIGNED BY: DGB/DSA
DRAWN BY: DGR
CHECKED BY: DSA/DLR
DWG NO.: 2-1503-FC-CONTE.DWG
SCALE (HORIZ): 1"=30'
SCALE (VERT): N/A
PLOT DATE: 7/13/15

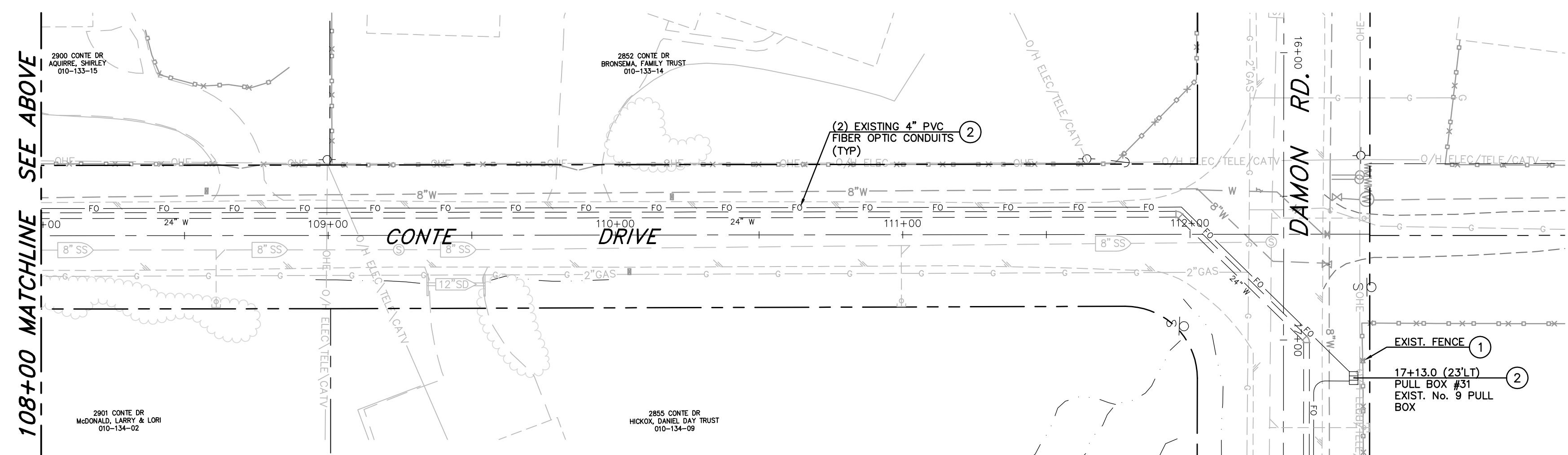
FOR BIDDING PURPOSES ONLY



PLAN - CONTE DRIVE
SCALE: 1"=30'

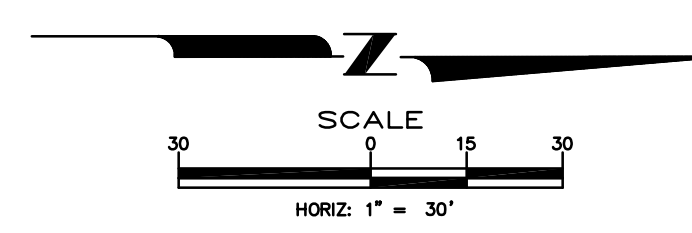


PLAN - CONTE DRIVE
SCALE: 1"=30'



PLAN - CONTE DRIVE
SCALE: 1"=30'

SEE SHEET C11

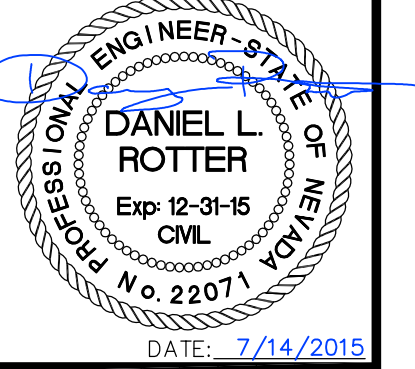


- CONSTRUCTION NOTES:**
- 1 PROTECT-IN-PLACE
 - 2 INSTALL CITY FURNISHED, 72 STRAND FIBER OPTIC CABLE IN NEW/EXISTING CONDUIT, (PROVIDE EXTRA SLACK CABLE IN PULL BOXES AS INDICATED)
 - 3 INSTALL TRAFFIC RATED CONCRETE PULL BOX WITH, BOLT DOWN, TRAFFIC RATED STEEL COVER MARKED "FIBER OPTIC" (SIZE PER PLAN), PER DETAIL 2, SHEET C25.
 - 4 INSTALL TWO 4" DIAMETER, SCH 40 PVC CONDUITS WITH PULL ROPE, PER TYPICAL TRENCH SECTION.



DESIGNED BY: DGB/DSA
DRAWN BY: DGB
CHECKED BY: DSA/DLR
DWG NO.: 2-1503 FO-CONTE.DWG
SCALE (HORIZ): 1"=30'
SCALE (VERT): N/A
PLOT DATE: 7/13/15

CARSON CITY PUBLIC WORKS DEPARTMENT
3505 BUTTI WAY CARSON CITY, NEVADA 89701
PH: 775-887-2355 FAX: 775-887-2112



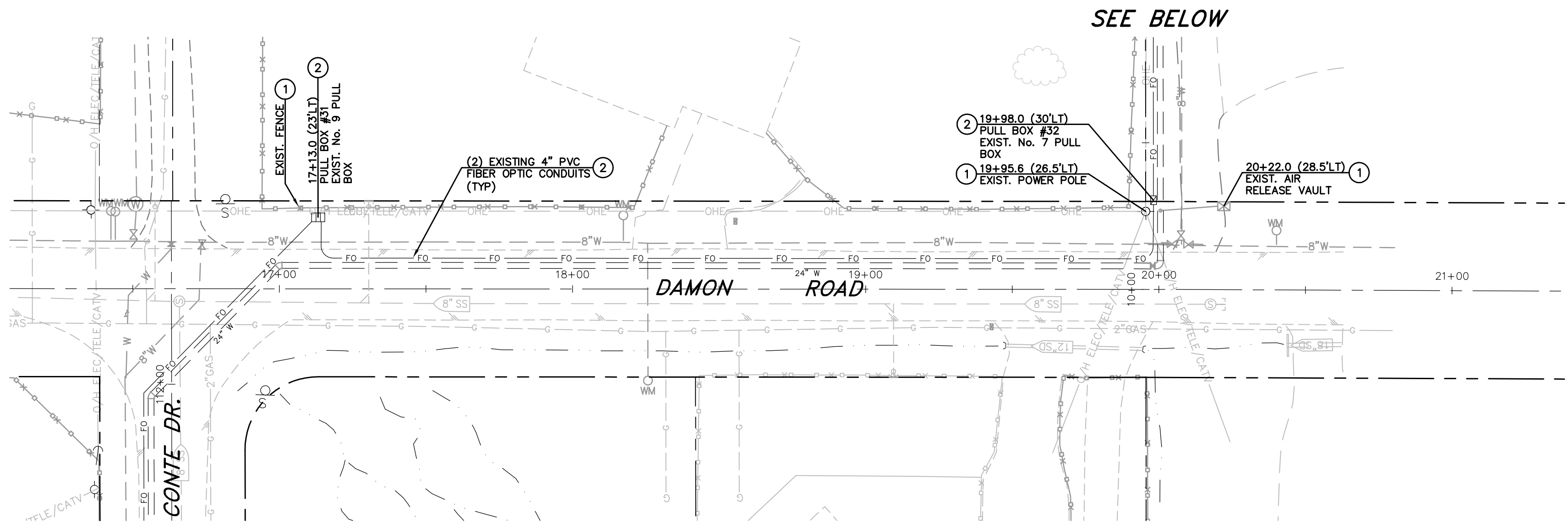
REV.	DATE	DESCRIPTION	BY	APP'D

CARSON CITY FIBER OPTIC DISPATCH CENTER to PUBLIC WORKS PROJECT No. 2.1503
CONTE DRIVE LAYOUT PLAN
94+00 to 112+50

SHEET **C10** OF **31**

FOR BIDDING PURPOSES ONLY

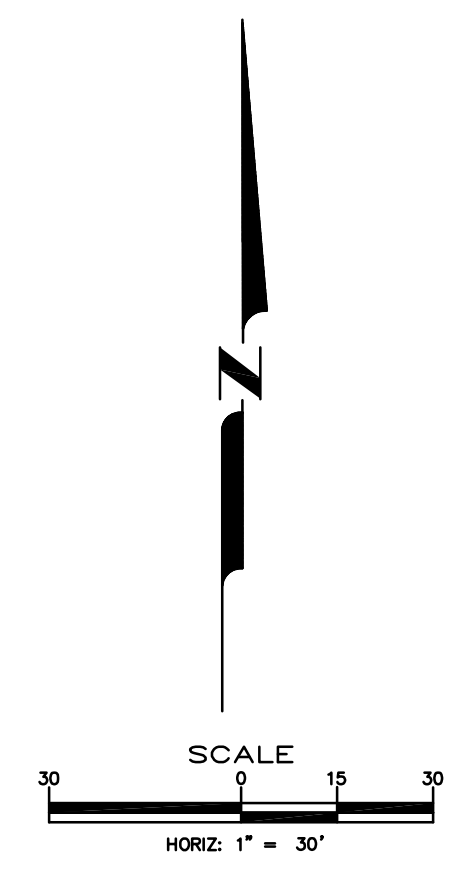
I:\CAPITAL PROJECTS\Project\021503-FW-DispatchCenter\02.Design\dwg\2-1503_FO-CONTE.dwg, Nov. 5, 15, 10:58:52 AM



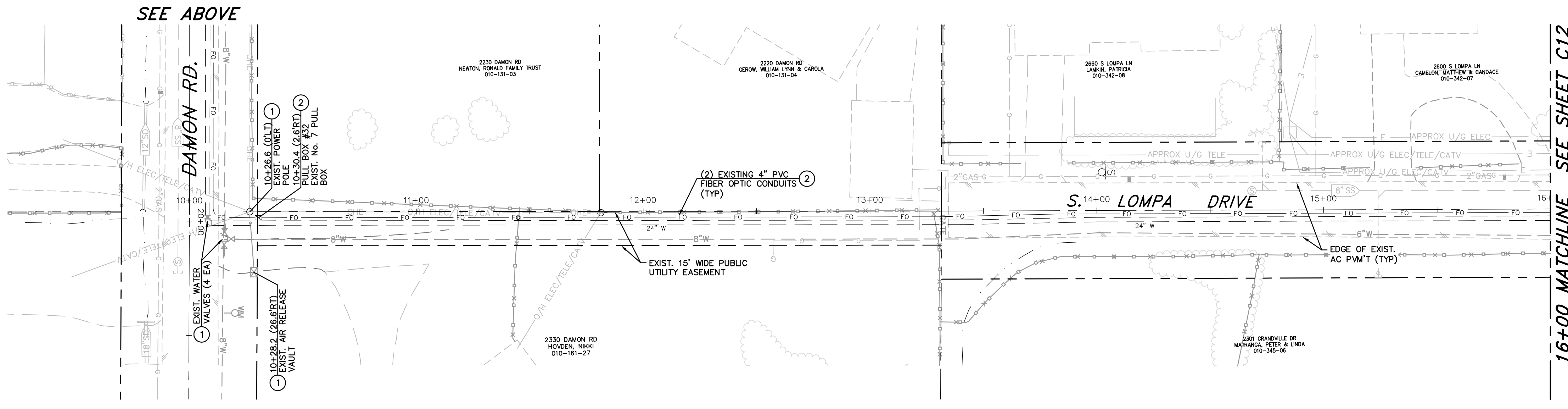
SEE SHEET C10

PLAN - DAMON ROAD

SCALE: 1"=30'



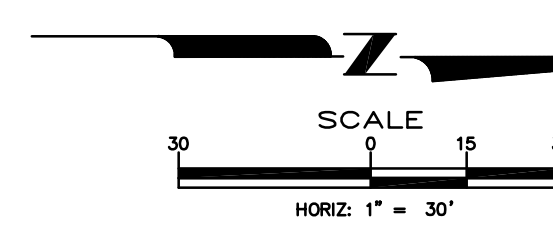
SEE BELOW



SEE ABOVE

PLAN - S. LOMPA LANE

SCALE: 1"=30'



SEE SHEET C12

CONSTRUCTION NOTES:

- 1 PROTECT-IN-PLACE
- 2 INSTALL CITY FURNISHED, 72 STRAND FIBER OPTIC CABLE IN NEW/EXISTING CONDUIT, (PROVIDE EXTRA SLACK CABLE IN PULL BOXES AS INDICATED)
- 3 INSTALL TRAFFIC RATED CONCRETE PULL BOX WITH, BOLT DOWN, TRAFFIC RATED STEEL COVER MARKED "FIBER OPTIC" (SIZE PER PLAN), PER DETAIL 2, SHEET C25.
- 4 INSTALL TWO 4" DIAMETER, SCH 40 PVC CONDUITS WITH PULL ROPE, PER TYPICAL TRENCH SECTION.



**CARSON CITY FIBER OPTIC
DISPATCH CENTER to PUBLIC WORKS
PROJECT No. 2.1503
DAMON ROAD / S. LOMPA LANE
LAYOUT PLAN
16+50 to 21+50 / 10+00 to 16+00**

SHEET
C11
OF
31

BY APP'D

DESCRIPTION

DATE

REV

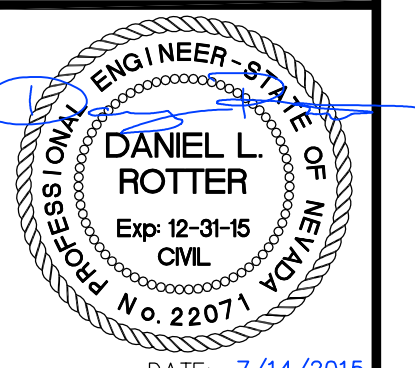
DATE

DESCRIPTION

DATE

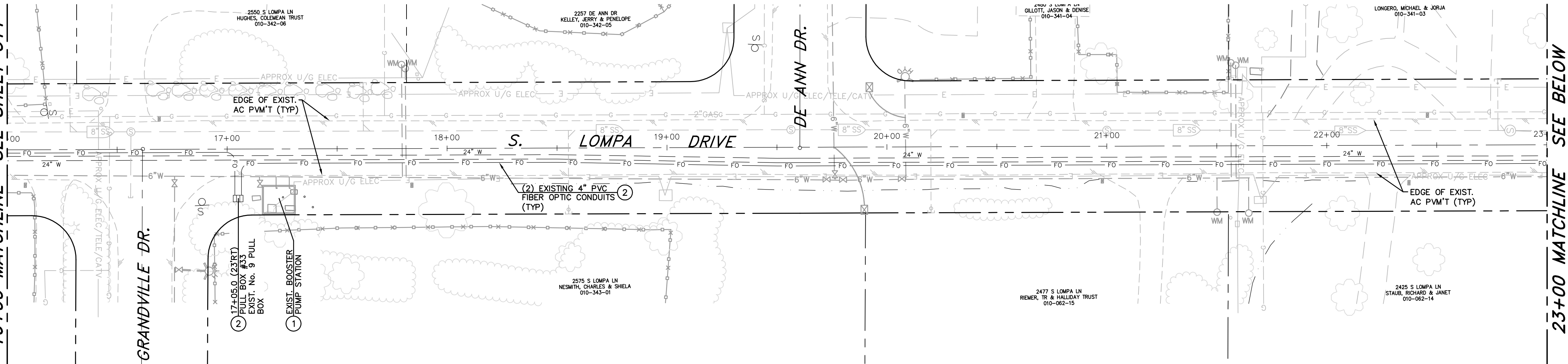
DESIGNED BY: DGB/DSA
DRAWN BY: DGB
CHECKED BY: DSA/DLR
DWG NO.: 2-1503-FO-CONTE.DWG
SCALE (HORIZ): 1"=30'
SCALE (VERT): N/A
PLOT DATE: 7/13/15

**CARSON CITY
PUBLIC WORKS DEPARTMENT**
3505 BUTTI WAY CARSON CITY, NEVADA 89701
PH: 775-887-2355 FAX: 775-887-2112



I:\CAPITAL PROJECTS\Project\021503-Fiber\021503-Fiber\021503-Fiber\021503-Fiber.dwg, May 5, 15, D:\dms\setter

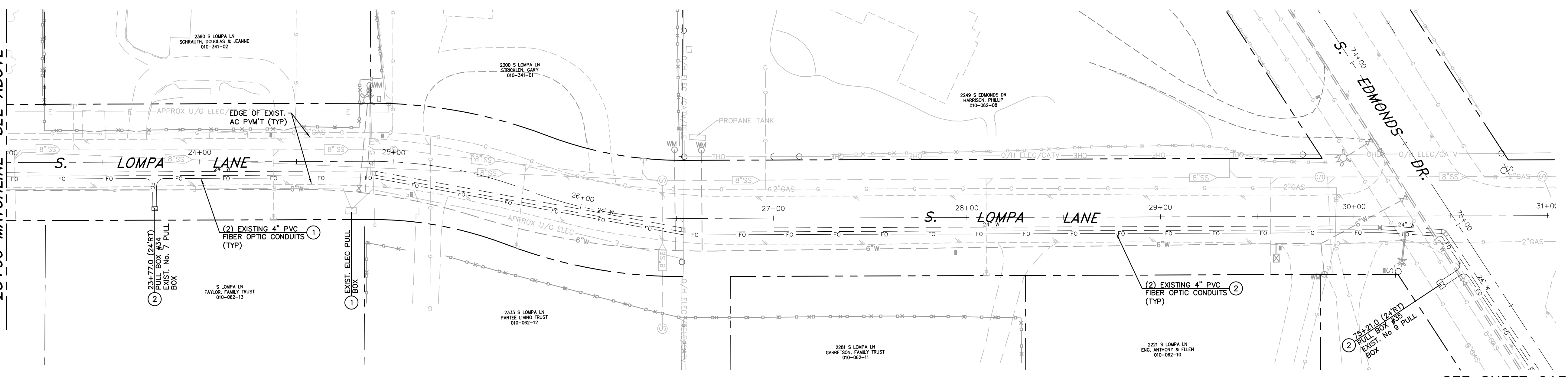
16+00 MATCHLINE SEE SHEET C11



PLAN - S. LOMPA LANE

SCALE: 1"=30'

23+00 MATCHLINE SEE ABOVE



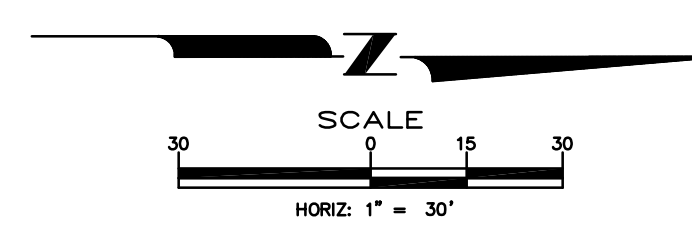
PLAN - S. LOMPA LANE

SCALE: 1"=30'

SEE SHEET C13

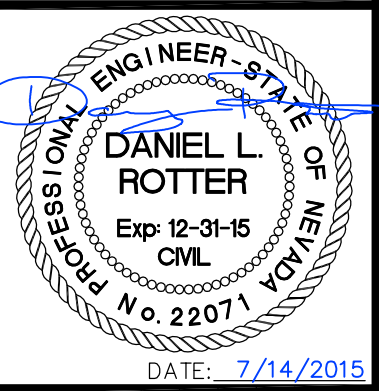
CONSTRUCTION NOTES:

- ① PROTECT-IN-PLACE
- ② INSTALL CITY FURNISHED, 72 STRAND FIBER OPTIC CABLE IN NEW/EXISTING CONDUIT, (PROVIDE EXTRA SLACK CABLE IN PULL BOXES AS INDICATED)
- ③ INSTALL TRAFFIC RATED CONCRETE PULL BOX WITH, BOLT DOWN, TRAFFIC RATED STEEL COVER MARKED "FIBER OPTIC" (SIZE PER PLAN), PER DETAIL 2, SHEET C25.
- ④ INSTALL TWO 4" DIAMETER, SCH 40 PVC CONDUITS WITH PULL ROPE, PER TYPICAL TRENCH SECTION.



DESIGNED BY: DGB/DSA
 DRAWN BY: DGB
 CHECKED BY: DSA/DLR
 DWG NO.: 2-1503-FO-CONTINUING
 SCALE (HORIZ): 1"=30'
 SCALE (VERT): N/A
 PLOT DATE: 7/13/15

CARSON CITY PUBLIC WORKS DEPARTMENT
 3505 BUTTI WAY CARSON CITY, NEVADA 89701
 PH: 775-887-2355 FAX: 775-887-2112

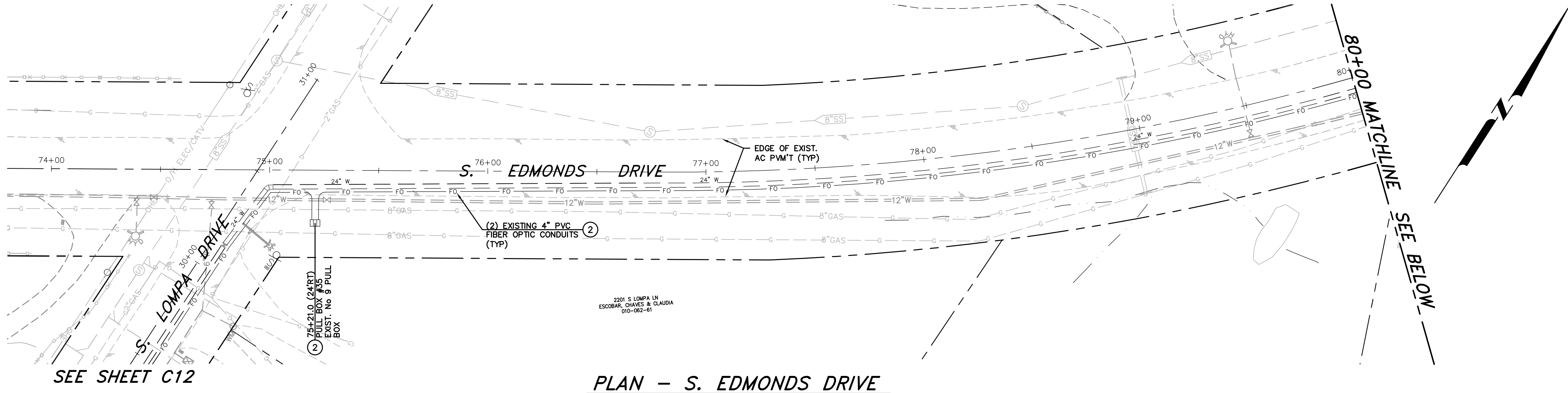


REV.	DATE	DESCRIPTION	BY	APP'D

CARSON CITY FIBER OPTIC DISPATCH CENTER to PUBLIC WORKS PROJECT No. 2-1503
S. LOMPA LANE LAYOUT PLAN
 16+50 to 21+50 / 10+00 to 23+00

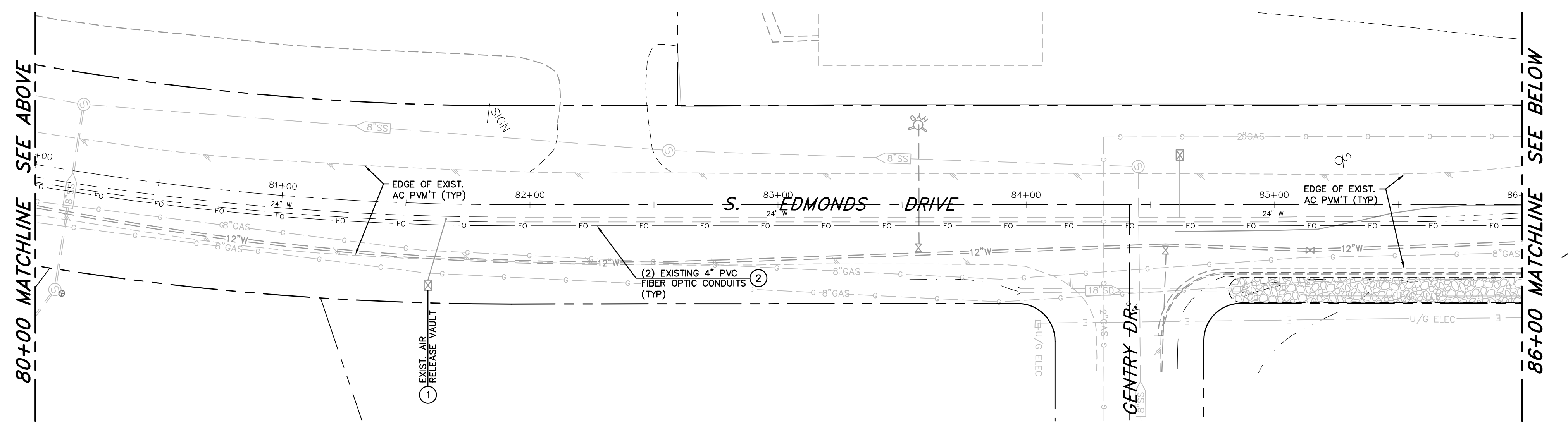
SHEET **C12** OF **31**

FOR BIDDING PURPOSES ONLY



SEE SHEET C12

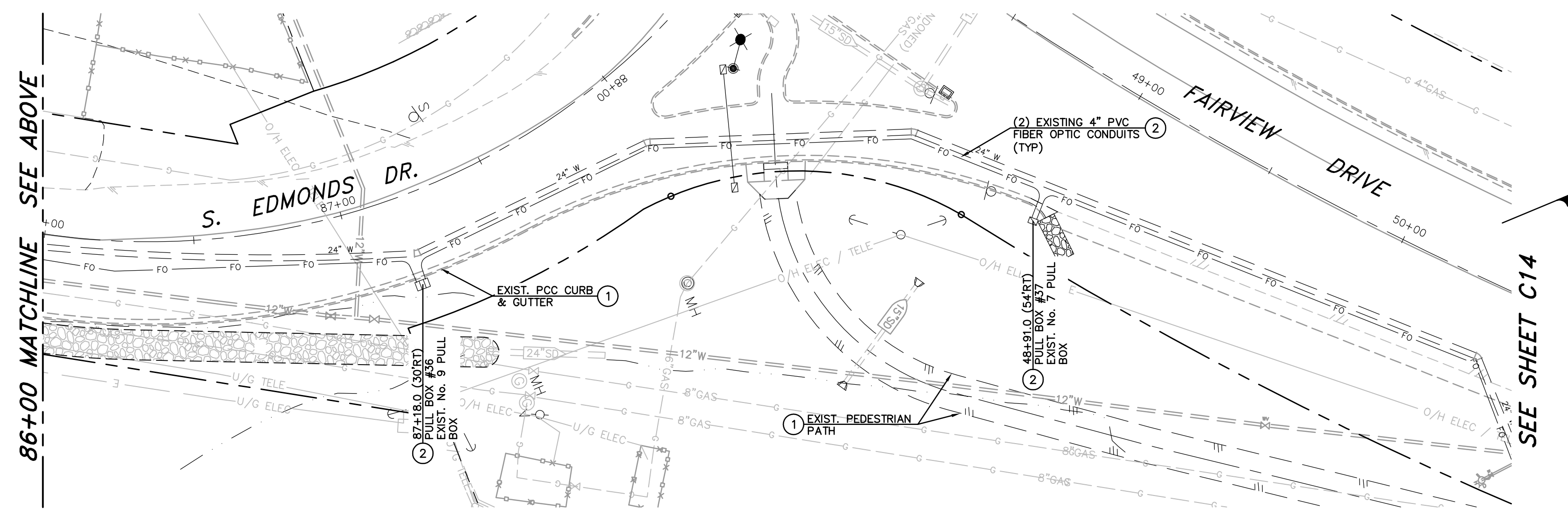
PLAN - S. EDMONDS DRIVE
SCALE: 1"=30'



80+00 MATCHLINE SEE ABOVE

86+00 MATCHLINE SEE BELOW

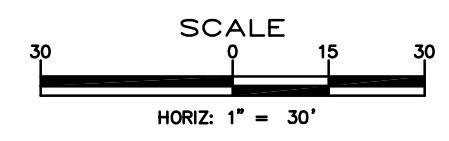
PLAN - S. EDMONDS DRIVE
SCALE: 1"=30'



86+00 MATCHLINE SEE ABOVE

SEE SHEET C14

PLAN - S. EDMONDS DRIVE
SCALE: 1"=30'



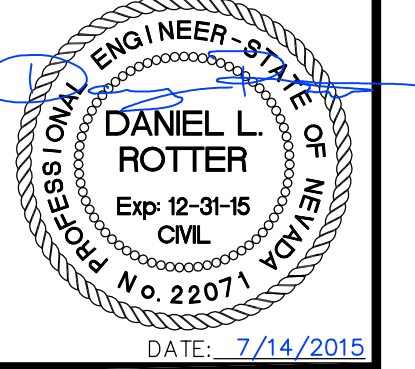
CONSTRUCTION NOTES:

- 1 PROTECT-IN-PLACE
- 2 INSTALL CITY FURNISHED, 72 STRAND FIBER OPTIC CABLE IN NEW/EXISTING CONDUIT, (PROVIDE EXTRA SLACK CABLE IN PULL BOXES AS INDICATED)
- 3 INSTALL TRAFFIC RATED CONCRETE PULL BOX WITH, BOLT DOWN, TRAFFIC RATED STEEL COVER MARKED "FIBER OPTIC" (SIZE PER PLAN), PER DETAIL 2, SHEET C25.
- 4 INSTALL TWO 4" DIAMETER, SCH 40 PVC CONDUITS WITH PULL ROPE, PER TYPICAL TRENCH SECTION.



DESIGNED BY: DGB/DSA
DRAWN BY: DGB
CHECKED BY: DSA/DLR
DWG NO.: 2-1503-FO-CONTINUING
SCALE (HORIZ): 1"=30'
SCALE (VERT): N/A
PLOT DATE: 7/13/15

CARSON CITY PUBLIC WORKS DEPARTMENT
3505 BUTTI WAY CARSON CITY, NEVADA 89701
PH: 775-887-2355 FAX: 775-887-2112



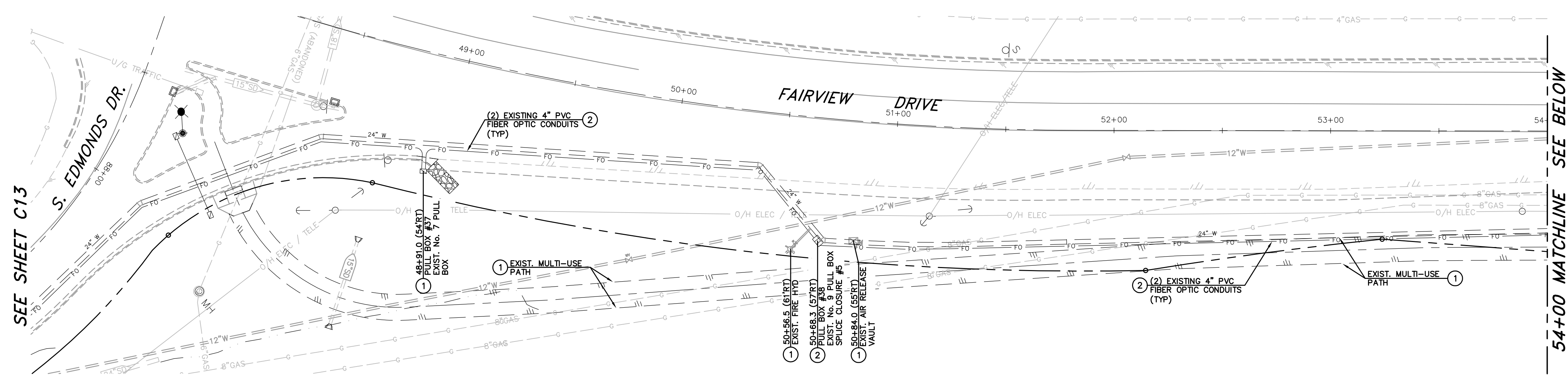
REV.	DATE	DESCRIPTION	BY	APP'D

CARSON CITY FIBER OPTIC DISPATCH CENTER to PUBLIC WORKS PROJECT No. 2.1503
S. EDMONDS DRIVE LAYOUT PLAN
75+00 to 88+00

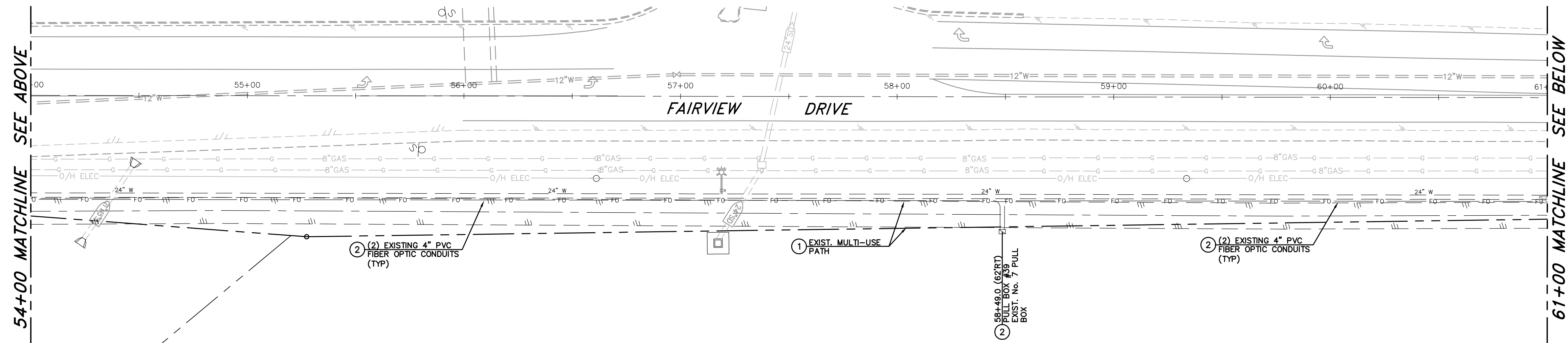
SHEET **C13** OF **31**

FOR BIDDING PURPOSES ONLY

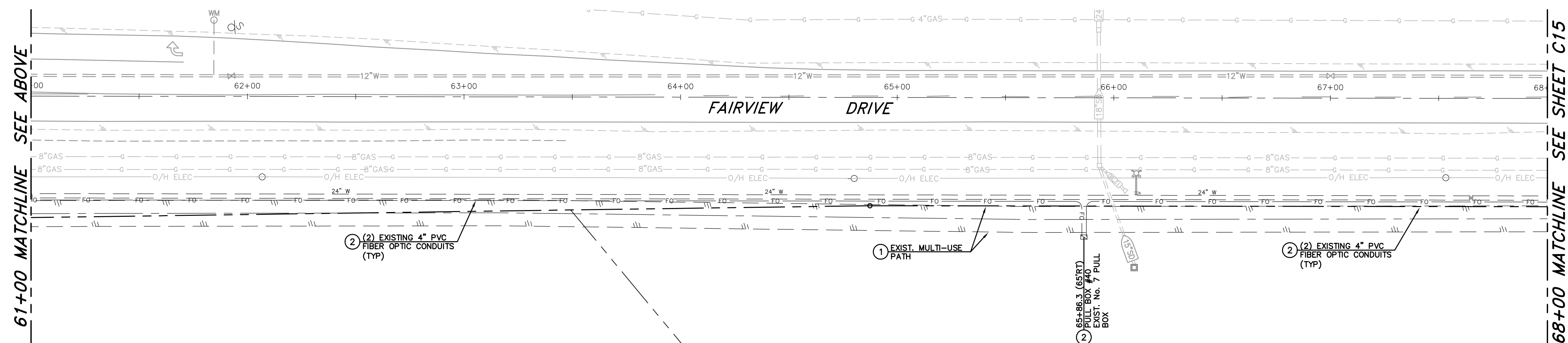
I:\CAPITAL PROJECTS\Projects\201503-FO-CONTINUING\Drawings\02-Design\02-1503-FO-CONTINUING.dwg, May. 5, 15, D:\msk\user



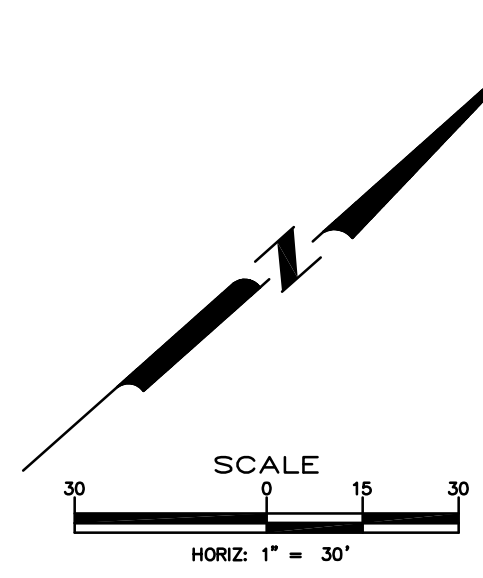
PLAN - FAIRVIEW DRIVE
SCALE: 1"=30'



PLAN - FAIRVIEW DRIVE
SCALE: 1"=30'



PLAN - FAIRVIEW DRIVE
SCALE: 1"=30'

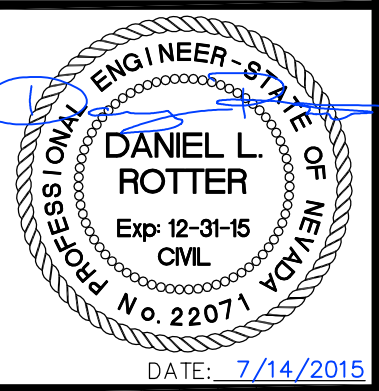


- CONSTRUCTION NOTES:**
- 1 PROTECT-IN-PLACE
 - 2 INSTALL CITY FURNISHED, 72 STRAND FIBER OPTIC CABLE IN NEW/EXISTING CONDUIT, (PROVIDE EXTRA SLACK CABLE IN PULL BOXES AS INDICATED)
 - 3 INSTALL TRAFFIC RATED CONCRETE PULL BOX WITH, BOLT DOWN, TRAFFIC RATED STEEL COVER MARKED "FIBER OPTIC" (SIZE PER PLAN), PER DETAIL 2, SHEET C25.
 - 4 INSTALL TWO 4" DIAMETER, SCH 40 PVC CONDUITS WITH PULL ROPE, PER TYPICAL TRENCH SECTION.



DESIGNED BY: DGB/DSA
DRAWN BY: DCR
CHECKED BY: DSA/DLR
DWG NO.: 2-1503-FO-CONTING
SCALE (HORIZ): 1"=30'
SCALE (VERT): N/A
PLOT DATE: 7/13/15

**CARSON CITY
PUBLIC WORKS DEPARTMENT**
3505 BUTTI WAY CARSON CITY, NEVADA 89701
PH: 775-887-2355 FAX: 775-887-2112



REV.	DATE	DESCRIPTION	BY	APP'D

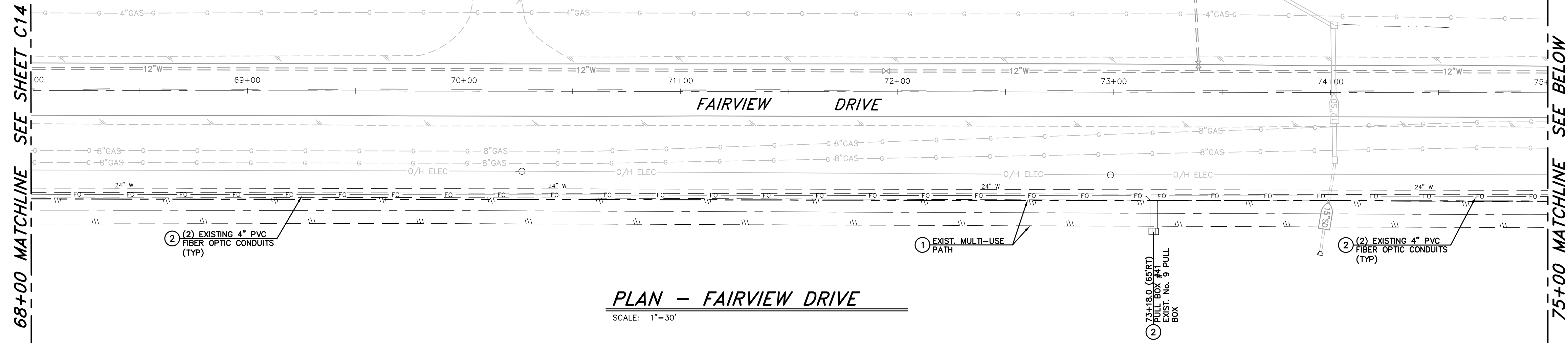
**CARSON CITY FIBER OPTIC
DISPATCH CENTER to PUBLIC WORKS
PROJECT No. 2.1503
FAIRVIEW DRIVE
LAYOUT PLAN
49+00 to 68+00**

SHEET
C14
OF
31

FOR BIDDING PURPOSES ONLY

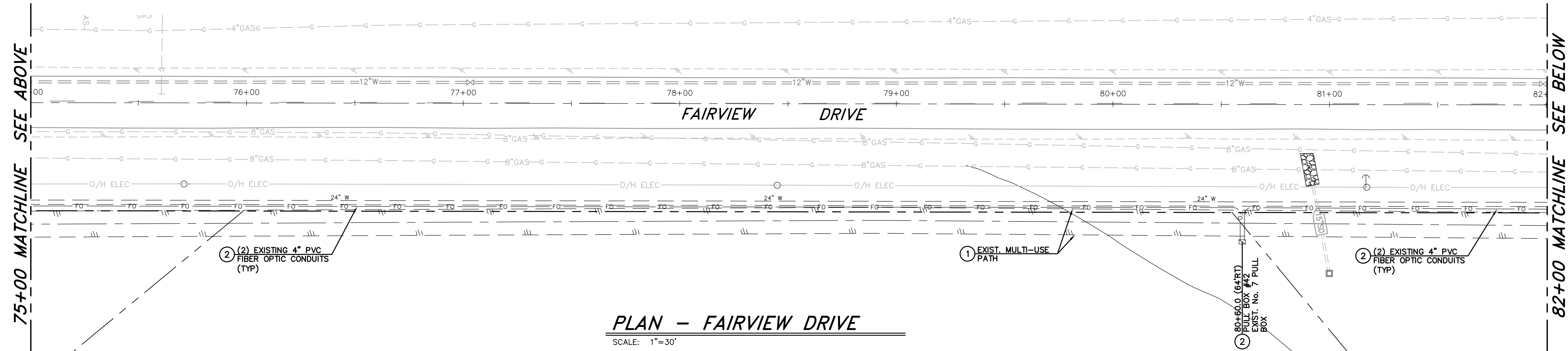
I:\CAPITAL PROJECTS\Project\021503-FW-DispatchCenter\021503-FO-CONTING.dwg, May. 5, 15 10:56:52 AM

I:\CAPITAL PROJECTS\Project\021503-FWC-Dispatch\Draw\021503-FC-CONTE.dwg, Nov. 5, 15, D:\dmsketter



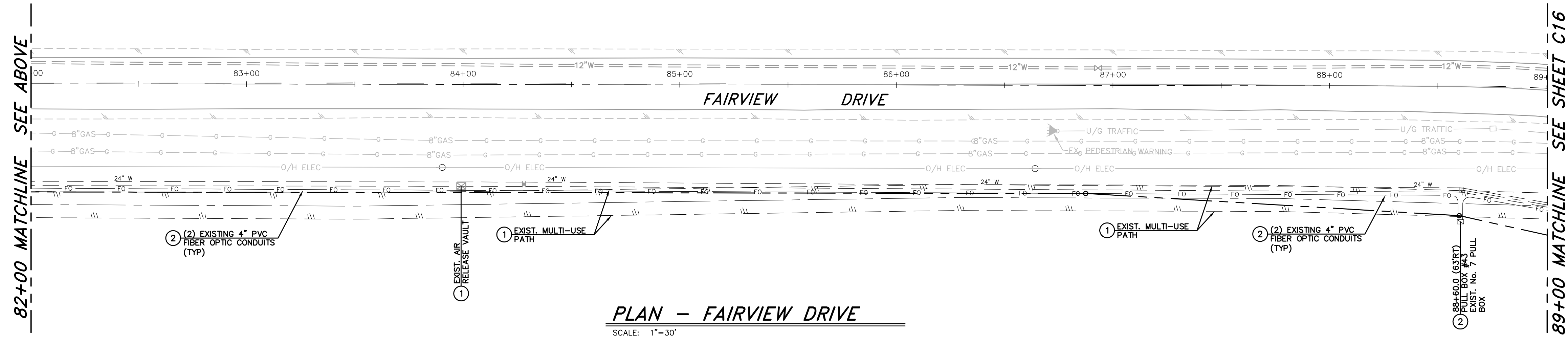
PLAN - FAIRVIEW DRIVE

SCALE: 1"=30'



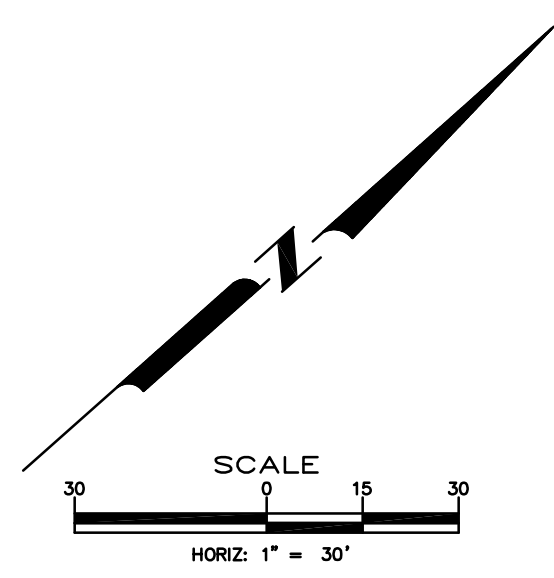
PLAN - FAIRVIEW DRIVE

SCALE: 1"=30'



PLAN - FAIRVIEW DRIVE

SCALE: 1"=30'

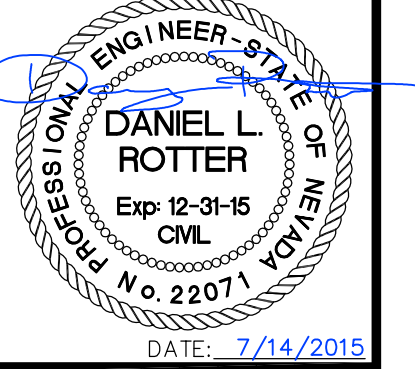


- CONSTRUCTION NOTES:**
- 1 PROTECT-IN-PLACE
 - 2 INSTALL CITY FURNISHED, 72 STRAND FIBER OPTIC CABLE IN NEW/EXISTING CONDUIT, (PROVIDE EXTRA SLACK CABLE IN PULL BOXES AS INDICATED)
 - 3 INSTALL TRAFFIC RATED CONCRETE PULL BOX WITH, BOLT DOWN, TRAFFIC RATED STEEL COVER MARKED "FIBER OPTIC" (SIZE PER PLAN), PER DETAIL 2, SHEET C25.
 - 4 INSTALL TWO 4" DIAMETER, SCH 40 PVC CONDUITS WITH PULL ROPE, PER TYPICAL TRENCH SECTION.



DESIGNED BY: DGB/DSA
 DRAWN BY: DGB
 CHECKED BY: DSA/DLR
 DWG NO.: 2-1503-FC-CONTE.DWG
 SCALE (HORIZ): 1"=30'
 SCALE (VERT): N/A
 PLOT DATE: 7/13/15

CARSON CITY PUBLIC WORKS DEPARTMENT
 3505 BUTTI WAY CARSON CITY, NEVADA 89701
 PH: 775-887-2355 FAX: 775-887-2112



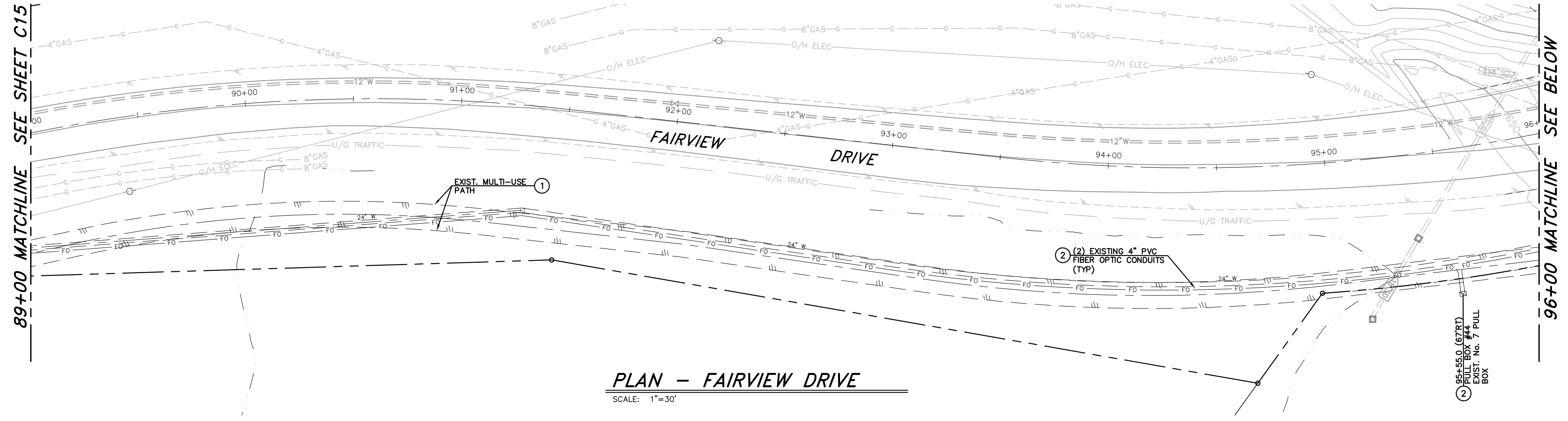
REV.	DATE	DESCRIPTION	BY	APP'D

CARSON CITY FIBER OPTIC DISPATCH CENTER to PUBLIC WORKS PROJECT No. 2.1503 FAIRVIEW DRIVE LAYOUT PLAN 68+00 to 89+00

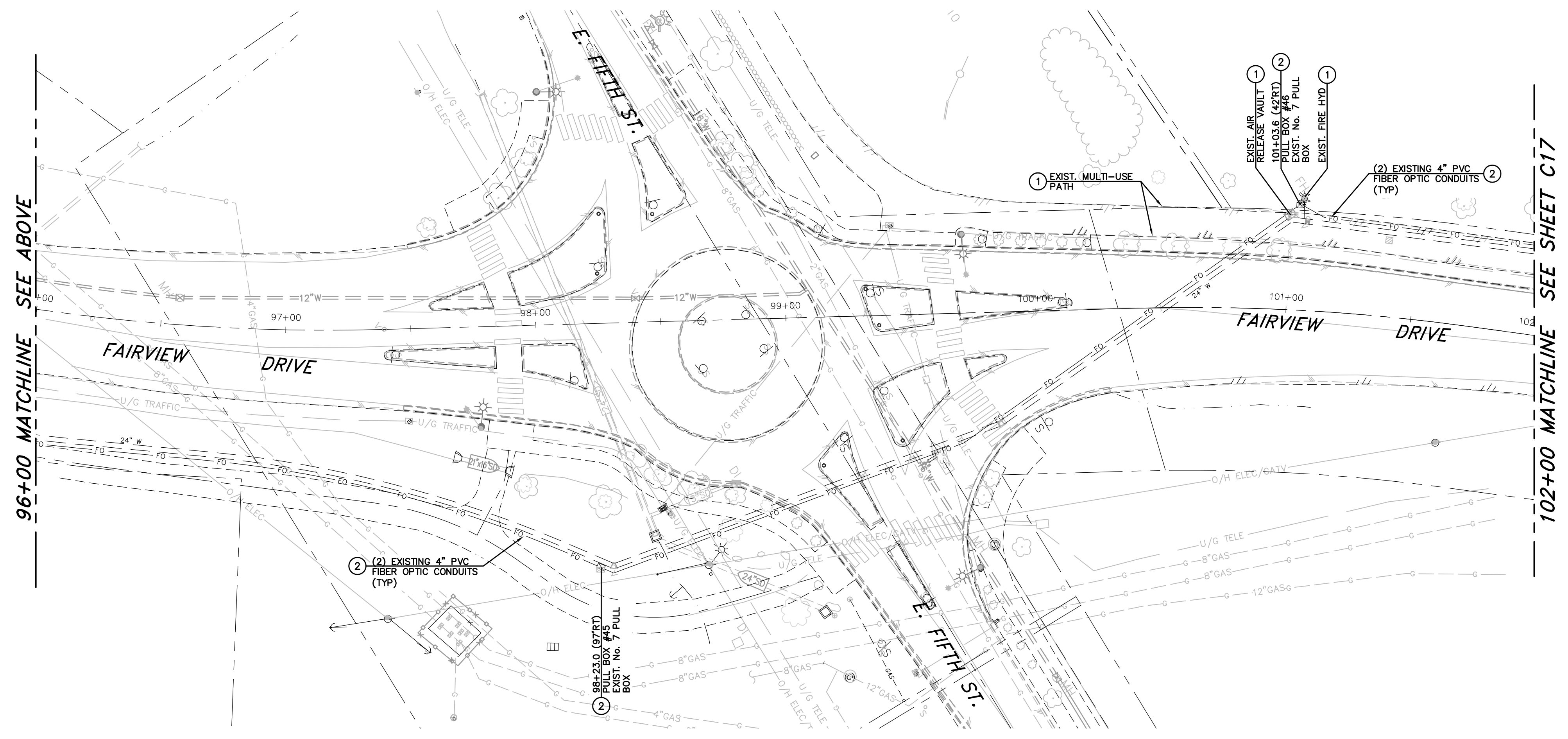
SHEET **C15** OF **31**

FOR BIDDING PURPOSES ONLY

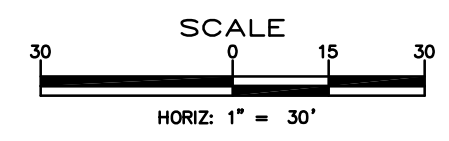
I:\CAPITAL PROJECTS\Project\021503-FWC-DispatchCenter\021503-FC-CONTE.dwg, May. 5, 15, D:\msw\dwg



PLAN - FAIRVIEW DRIVE
SCALE: 1"=30'



PLAN - FAIRVIEW DRIVE
SCALE: 1"=30'



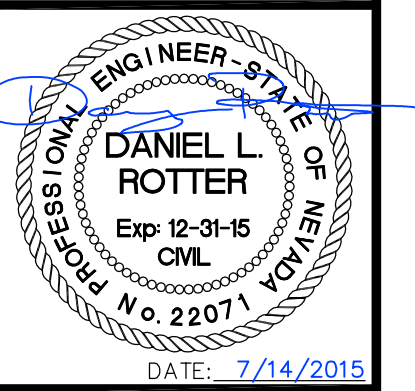
- CONSTRUCTION NOTES:**
- 1 PROTECT-IN-PLACE
 - 2 INSTALL CITY FURNISHED, 72 STRAND FIBER OPTIC CABLE IN NEW/EXISTING CONDUIT, (PROVIDE EXTRA SLACK CABLE IN PULL BOXES AS INDICATED)
 - 3 INSTALL TRAFFIC RATED CONCRETE PULL BOX WITH, BOLT DOWN, TRAFFIC RATED STEEL COVER MARKED "FIBER OPTIC" (SIZE PER PLAN), PER DETAIL 2, SHEET C25.
 - 4 INSTALL TWO 4" DIAMETER, SCH 40 PVC CONDUITS WITH PULL ROPE, PER TYPICAL TRENCH SECTION.



**CARSON CITY FIBER OPTIC
DISPATCH CENTER to PUBLIC WORKS
PROJECT No. 2.1503
FAIRVIEW DRIVE
LAYOUT PLAN
89+00 to 102+00**

SHEET
C16
OF
31

REV.	DATE	DESCRIPTION	BY	APP'D



**CARSON CITY
PUBLIC WORKS DEPARTMENT**

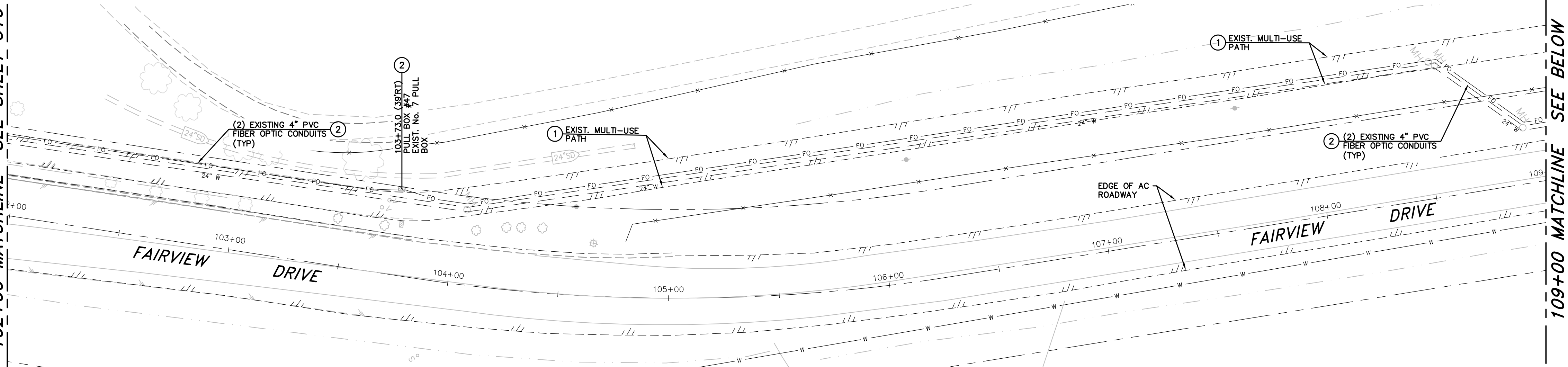
3505 BUTTI WAY CARSON CITY, NEVADA 89701
PH: 775-887-2355 FAX: 775-887-2112

DESIGNED BY: DGB/DSA
DRAWN BY: DGR
CHECKED BY: DSA/DLR
DWG NO.: 2-1503-FC-CONTE.DWG
SCALE (HORIZ): 1"=30'
SCALE (VERT): N/A
PLOT DATE: 7/13/15

FOR BIDDING PURPOSES ONLY

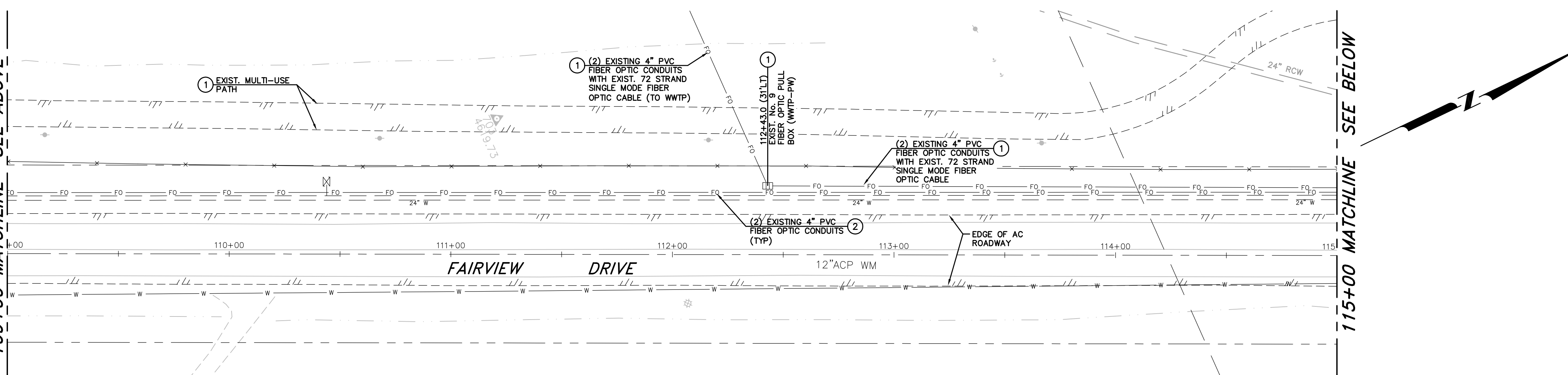
I:\CAPITAL PROJECTS\Project\021503-FWC-DispatchCenter\021503-FC-CONTE.dwg, Nov. 5, 15, D:\dms\ketter

102+00 MATCHLINE SEE SHEET C16



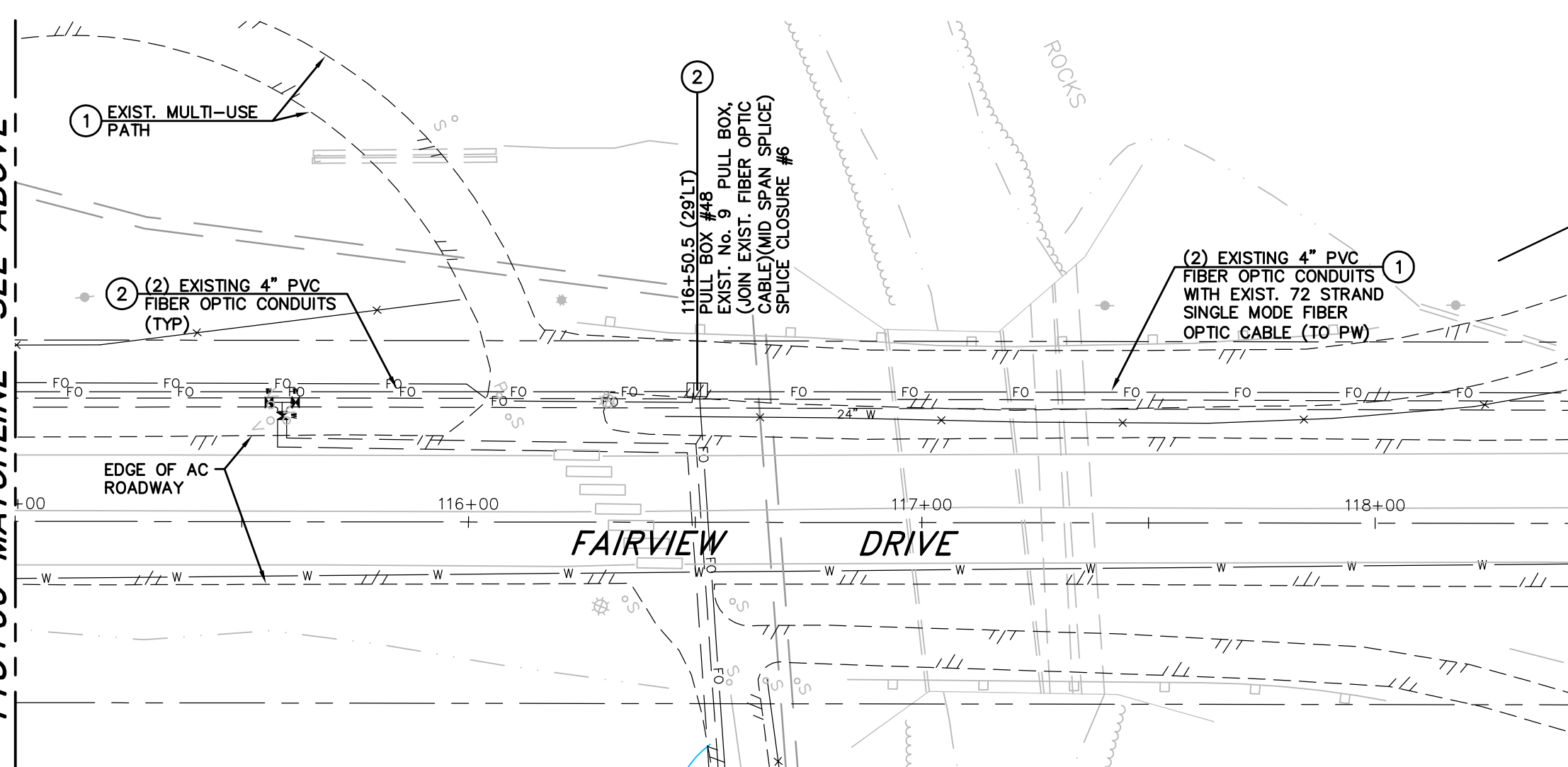
PLAN - FAIRVIEW DRIVE
SCALE: 1"=30'

109+00 MATCHLINE SEE ABOVE



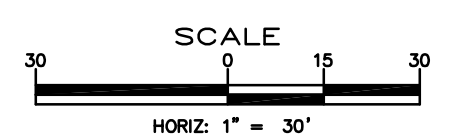
PLAN - FAIRVIEW DRIVE
SCALE: 1"=30'

115+00 MATCHLINE SEE ABOVE



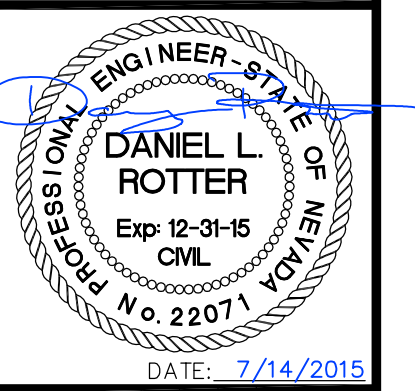
PLAN - FAIRVIEW DRIVE
SCALE: 1"=30'

- CONSTRUCTION NOTES:**
- 1 PROTECT-IN-PLACE
 - 2 INSTALL CITY FURNISHED, 72 STRAND FIBER OPTIC CABLE IN NEW/EXISTING CONDUIT, (PROVIDE EXTRA SLACK CABLE IN PULL BOXES AS INDICATED)
 - 3 INSTALL TRAFFIC RATED CONCRETE PULL BOX WITH, BOLT DOWN, TRAFFIC RATED STEEL COVER MARKED "FIBER OPTIC" (SIZE PER PLAN), PER DETAIL 2, SHEET C25.
 - 4 INSTALL TWO 4" DIAMETER, SCH 40 PVC CONDUITS WITH PULL ROPE, PER TYPICAL TRENCH SECTION.



DESIGNED BY: DGB/DCA
DRAWN BY: DGR
CHECKED BY: DSA/DLR
DWG NO.: 2-1503-FC-CONTE.DWG
SCALE (HORIZ): 1"=30'
SCALE (VERT): N/A
PLOT DATE: 7/13/15

CARSON CITY PUBLIC WORKS DEPARTMENT
3505 BUTTI WAY CARSON CITY, NEVADA 89701
PH: 775-887-2355 FAX: 775-887-2112

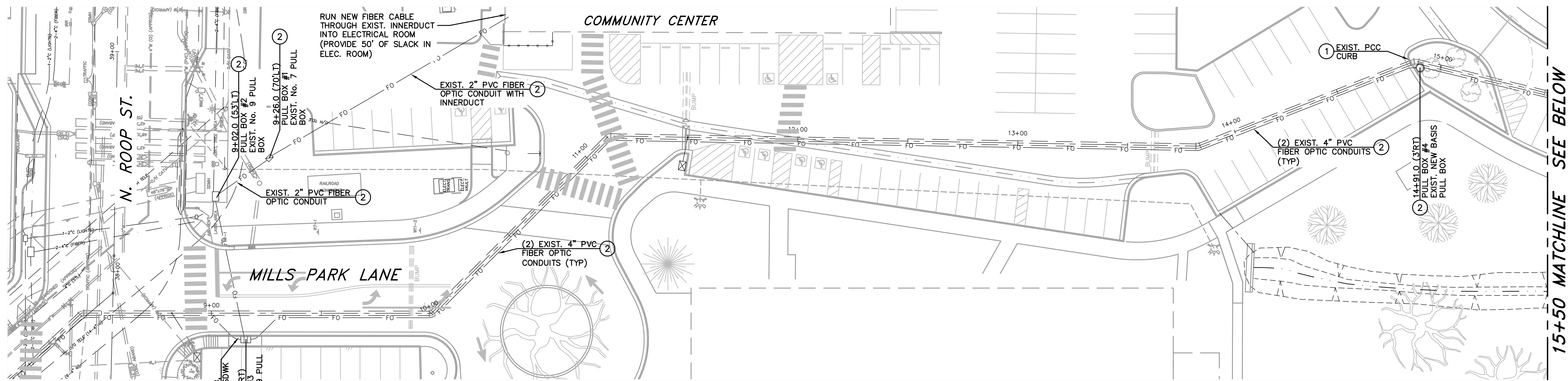


REV.	DATE	DESCRIPTION	BY	APP'D

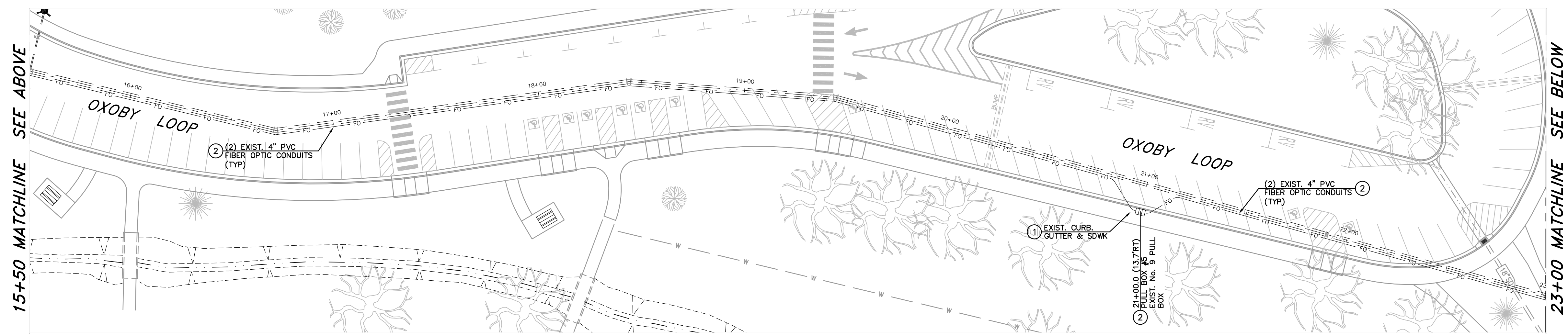
CARSON CITY FIBER OPTIC DISPATCH CENTER to PUBLIC WORKS PROJECT No. 2-1503 FAIRVIEW DRIVE LAYOUT PLAN 102+00 to 117+00

SHEET **C17** OF **31**

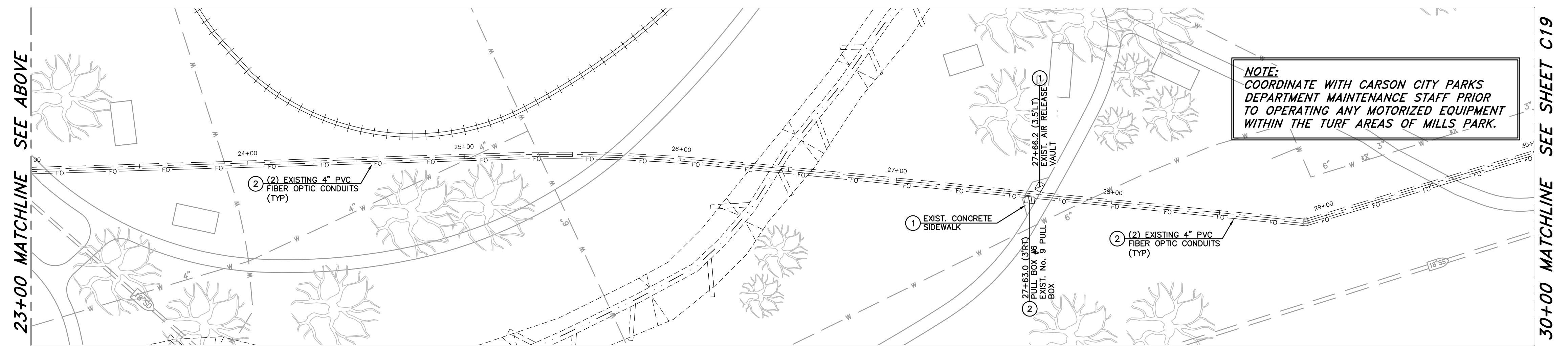
FOR BIDDING PURPOSES ONLY



PLAN - MILLS PARK
SCALE: 1"=30'



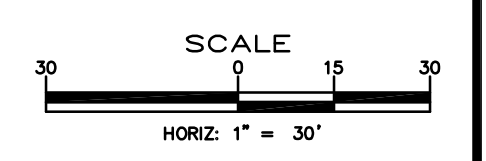
PLAN - MILLS PARK
SCALE: 1"=30'



PLAN - MILLS PARK
SCALE: 1"=30'


NOTE:
COORDINATE WITH CARSON CITY PARKS DEPARTMENT MAINTENANCE STAFF PRIOR TO OPERATING ANY MOTORIZED EQUIPMENT WITHIN THE TURF AREAS OF MILLS PARK.

- CONSTRUCTION NOTES:**
- 1 PROTECT-IN-PLACE
 - 2 INSTALL CITY FURNISHED, 72 STRAND FIBER OPTIC CABLE IN NEW/EXISTING CONDUIT, (PROVIDE EXTRA SLACK CABLE IN PULL BOXES AS INDICATED)
 - 3 INSTALL TRAFFIC RATED CONCRETE PULL BOX WITH, BOLT DOWN, TRAFFIC RATED STEEL COVER MARKED "FIBER OPTIC" (SIZE PER PLAN), PER DETAIL 2, SHEET C25.
 - 4 INSTALL TWO 4" DIAMETER, SCH 40 PVC CONDUITS WITH PULL ROPE, PER TYPICAL TRENCH SECTION.



DESIGNED BY: DGB/DSA
DRAWN BY: DGR
CHECKED BY: DSA/DJR
DWG NO.: 2-1503 FO-CONTINUING
SCALE (HORIZ): 1"=30'
SCALE (VERT): N/A
PLOT DATE: 7/13/15

CARSON CITY PUBLIC WORKS DEPARTMENT
3505 BUTTI WAY CARSON CITY, NEVADA 89701
PH: 775-887-2355 FAX: 775-887-2112



REV.	DATE	DESCRIPTION	BY	APP'D

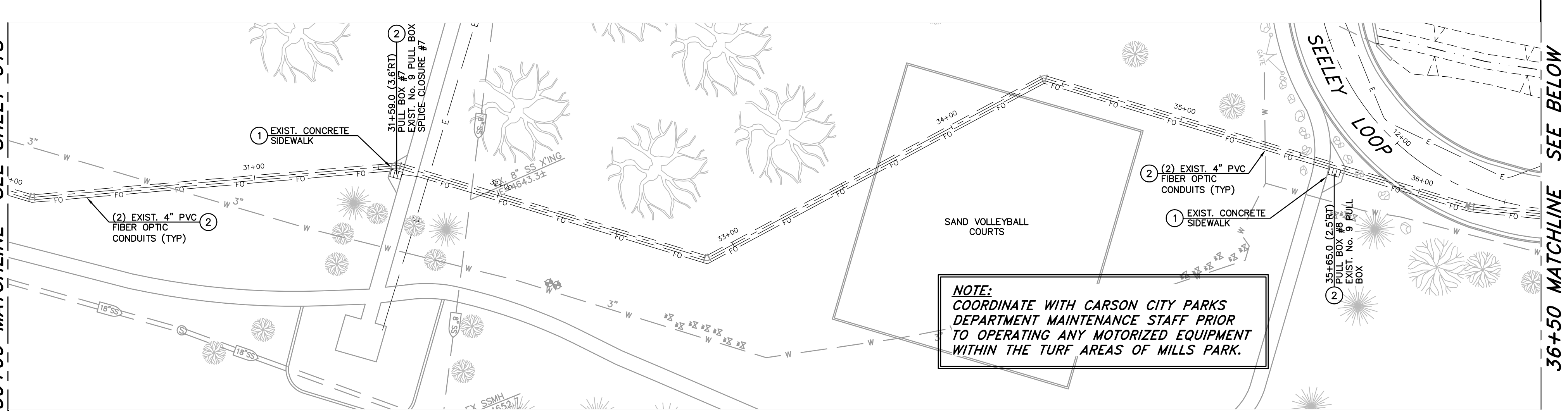
CARSON CITY FIBER OPTIC COMMUNITY CENTER to PUBLIC WORKS PROJECT No. 2.1503
MILLS PARK LAYOUT PLAN 9+50 to 30+00

SHEET **C18** OF **31**

FOR BIDDING PURPOSES ONLY

I:\CAPITAL PROJECTS\Project1\021503-FW-ObstaclePlan\021503-FO-C-CR-FW.dwg, May 27, 15, 10:00:00 AM

30+00 MATCHLINE SEE SHEET C18

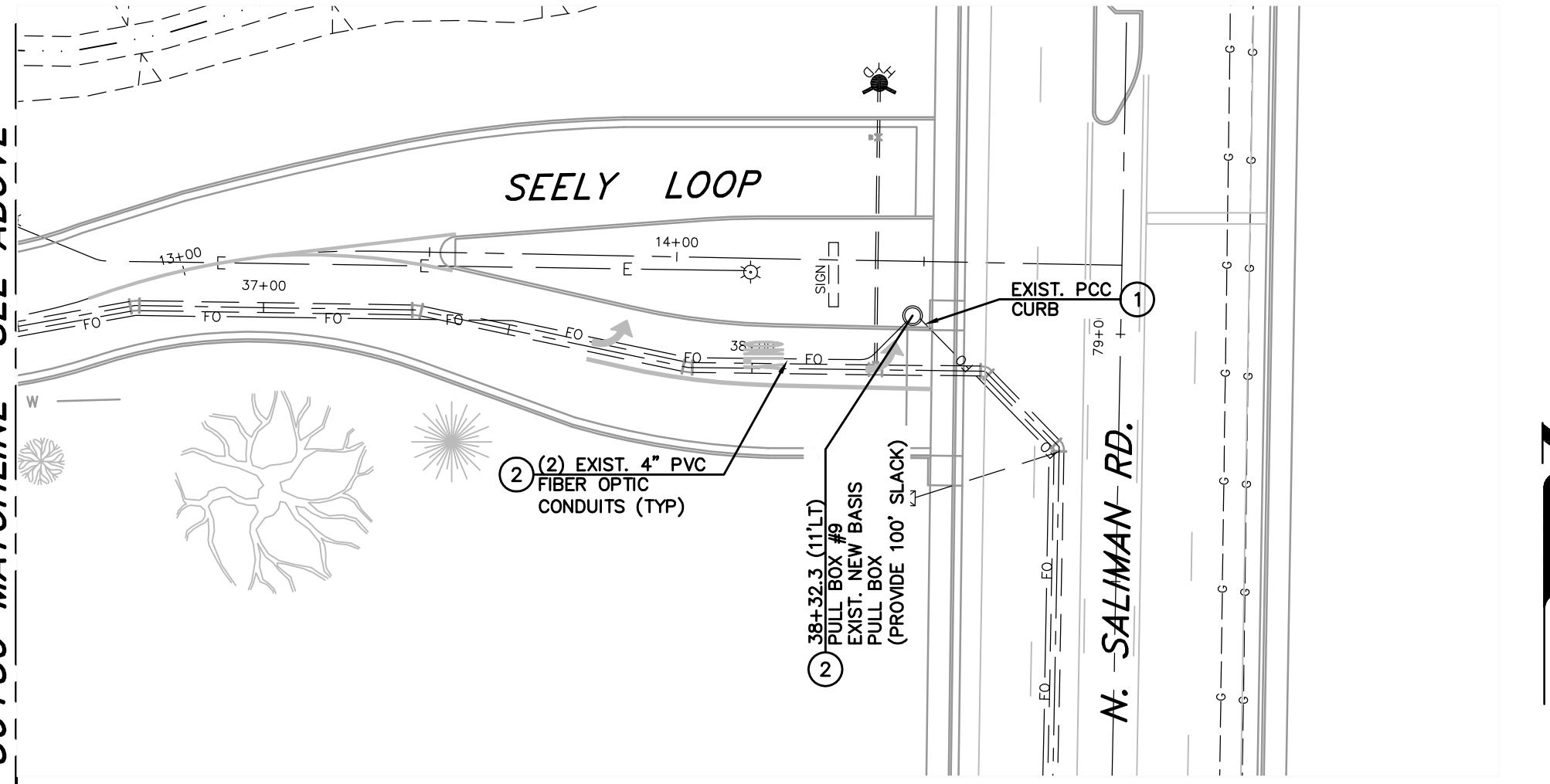


PLAN - MILLS PARK
SCALE: 1"=30'

NOTE:
COORDINATE WITH CARSON CITY PARKS DEPARTMENT MAINTENANCE STAFF PRIOR TO OPERATING ANY MOTORIZED EQUIPMENT WITHIN THE TURF AREAS OF MILLS PARK.

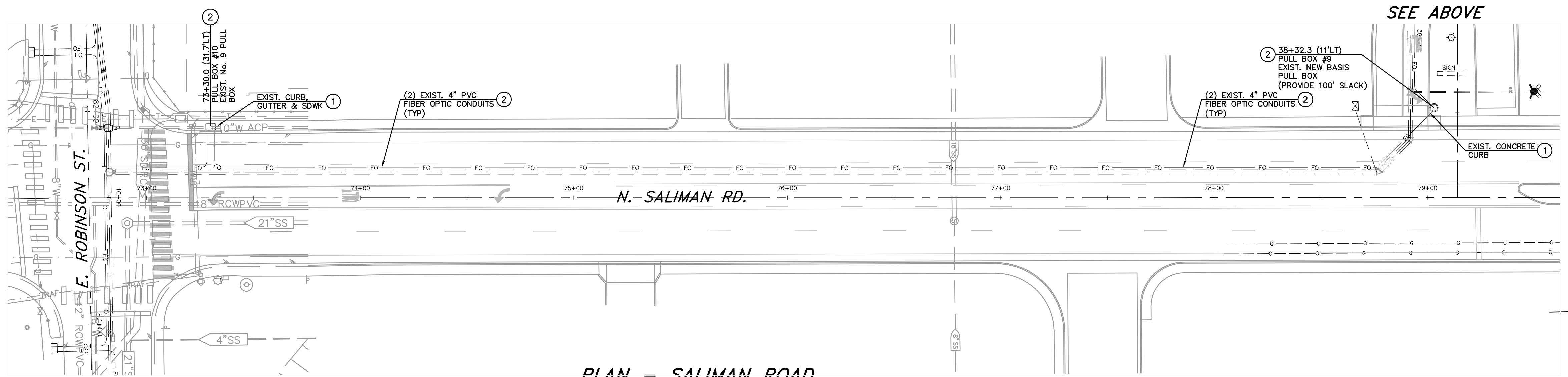
36+50 MATCHLINE SEE BELOW

36+50 MATCHLINE SEE ABOVE



PLAN - MILLS PARK
SCALE: 1"=30'

SEE BELOW

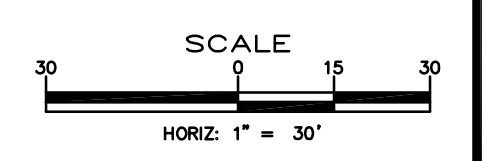


PLAN - SALIMAN ROAD
SCALE: 1"=30'

SEE SHEET C20


SEE ABOVE

- CONSTRUCTION NOTES:**
- 1 PROTECT-IN-PLACE
 - 2 INSTALL CITY FURNISHED, 72 STRAND FIBER OPTIC CABLE IN NEW/EXISTING CONDUIT, (PROVIDE EXTRA SLACK CABLE IN PULL BOXES AS INDICATED)
 - 3 INSTALL TRAFFIC RATED CONCRETE PULL BOX WITH, BOLT DOWN, TRAFFIC RATED STEEL COVER MARKED "FIBER OPTIC" (SIZE PER PLAN), PER DETAIL 2, SHEET C25.
 - 4 INSTALL TWO 4" DIAMETER, SCH 40 PVC CONDUITS WITH PULL ROPE, PER TYPICAL TRENCH SECTION.



DESIGNED BY: DGB/DSA
 DRAWN BY: DGB
 CHECKED BY: DSA/DLR
 DWG NO.: 2-1503-FO-CONTINUING
 SCALE (HORIZ): 1"=30'
 SCALE (VERT): N/A
 PLOT DATE: 7/13/15

CARSON CITY PUBLIC WORKS DEPARTMENT
 3505 BUTTI WAY CARSON CITY, NEVADA 89701
 PH: 775-887-2355 FAX: 775-887-2112



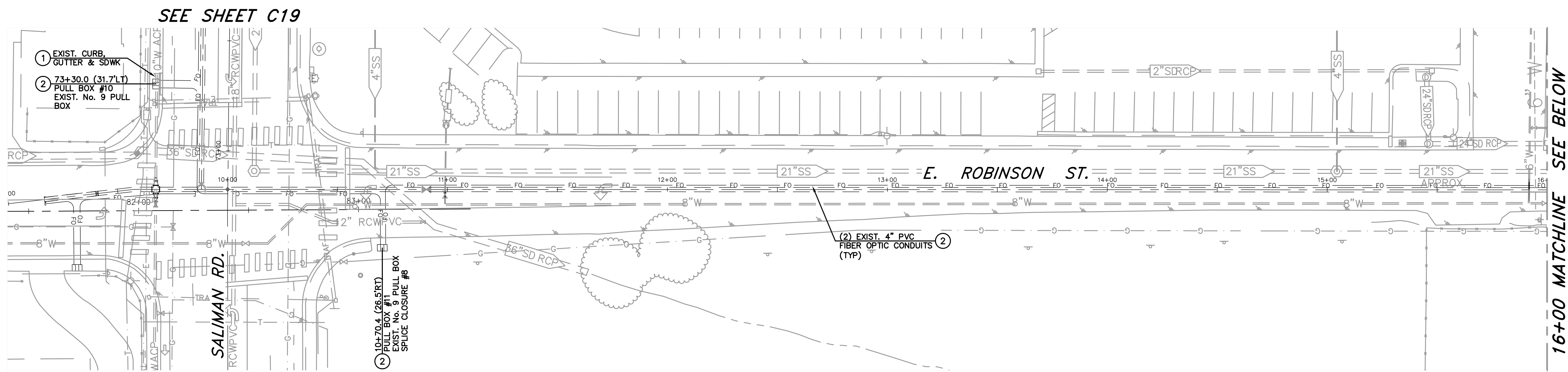
REV.	DATE	DESCRIPTION	BY	APP'D

CARSON CITY FIBER OPTIC COMMUNITY CENTER to PUBLIC WORKS PROJECT No. 2.1503
MILLS PARK / SALIMAN RD. LAYOUT PLAN
 30+00 to 38+50 / 72+50 to 79+50

SHEET
C19
 OF
31

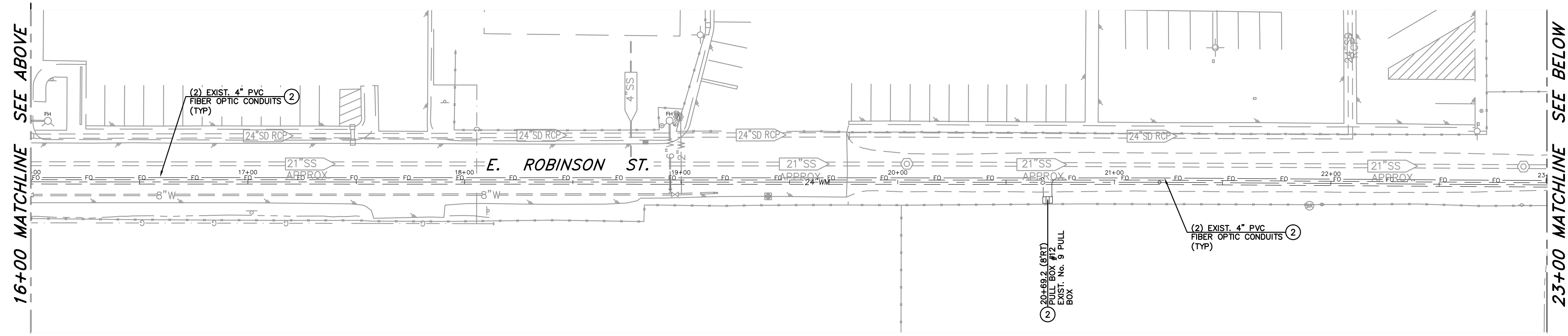
FOR BIDDING PURPOSES ONLY

I:\CAPITAL PROJECTS\Project1\021503-FW-08\StationPlan\02Design\Plan\021503-FO-C-CR-FW.dwg; May, 27, 15, 10:00:00 AM



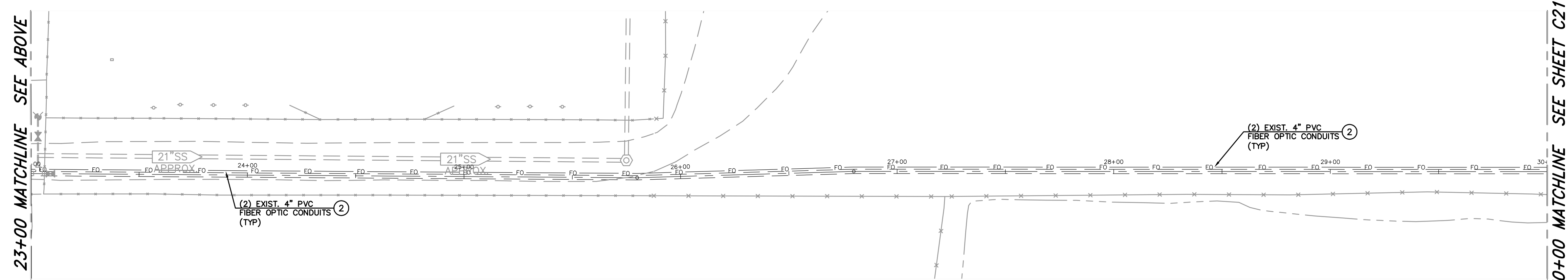
PLAN - ROBINSON ST.

SCALE: 1"=30'



PLAN - ROBINSON ST.

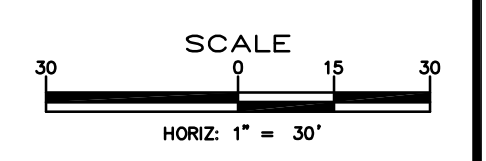
SCALE: 1"=30'



PLAN - ROBINSON ST.

SCALE: 1"=30'

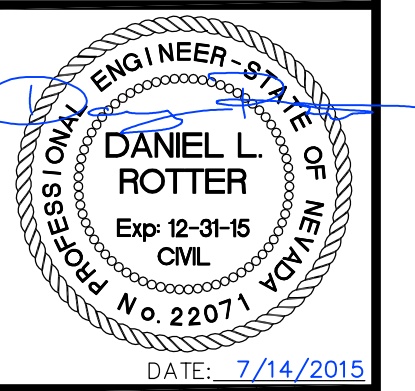
- CONSTRUCTION NOTES:**
- 1 PROTECT-IN-PLACE
 - 2 INSTALL CITY FURNISHED, 72 STRAND FIBER OPTIC CABLE IN NEW/EXISTING CONDUIT, (PROVIDE EXTRA SLACK CABLE IN PULL BOXES AS INDICATED)
 - 3 INSTALL TRAFFIC RATED CONCRETE PULL BOX WITH, BOLT DOWN, TRAFFIC RATED STEEL COVER MARKED "FIBER OPTIC" (SIZE PER PLAN), PER DETAIL 2, SHEET C25.
 - 4 INSTALL TWO 4" DIAMETER, SCH 40 PVC CONDUITS WITH PULL ROPE, PER TYPICAL TRENCH SECTION.



**CARSON CITY FIBER OPTIC
COMMUNITY CENTER to PUBLIC WORKS
PROJECT No. 2.1503
ROBINSON ST. / LOMPA FIELD
LAYOUT PLAN
10+00 to 30+00**

SHEET
C20
OF
31

REV.	DATE	DESCRIPTION	BY	APP'D



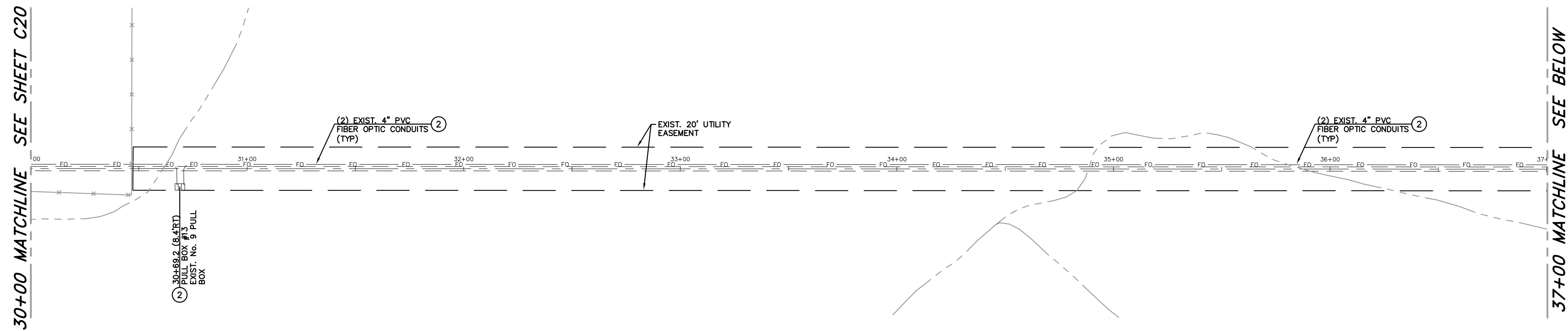
**CARSON CITY
PUBLIC WORKS DEPARTMENT**

3505 BUTTI WAY CARSON CITY, NEVADA 89701
PH: 775-887-2355 FAX: 775-887-2112

DESIGNED BY: DGB/DSA
DRAWN BY: DGR
CHECKED BY: DSA/DLR
DWG NO.: 2-1503 FO-CONTINUING
SCALE (HORIZ): 1"=30'
SCALE (VERT): N/A
PLOT DATE: 7/13/15

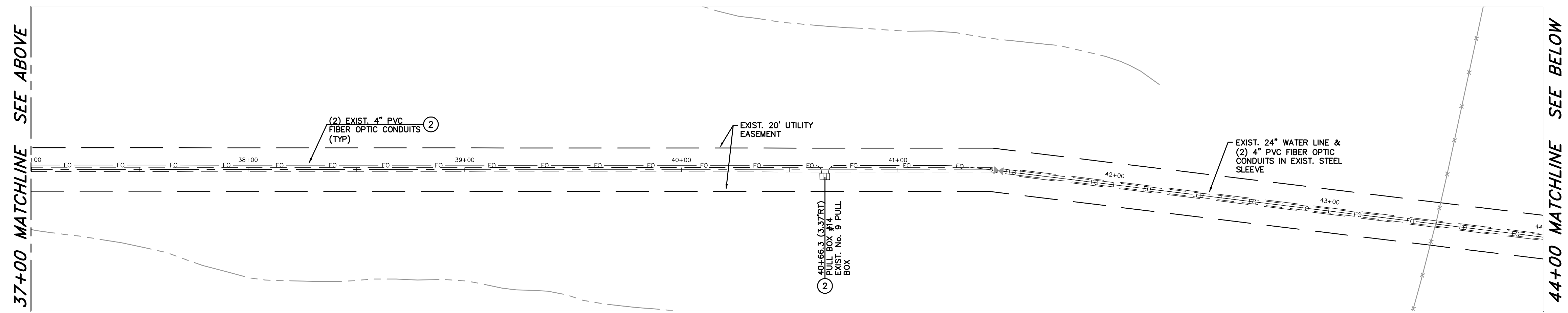
I:\CAPITAL PROJECTS\Project1\021503-FW-OpticalFiber\02.Dwg\Plan\02.Dwg\Plan.dwg, May 27, 15, 10:00:00 AM

I:\CAPITAL PROJECTS\Project\1021503-FW-08\StationPlan\1021503-FW-C-CR-FW.dwg, May 27, 15, D:\msolator



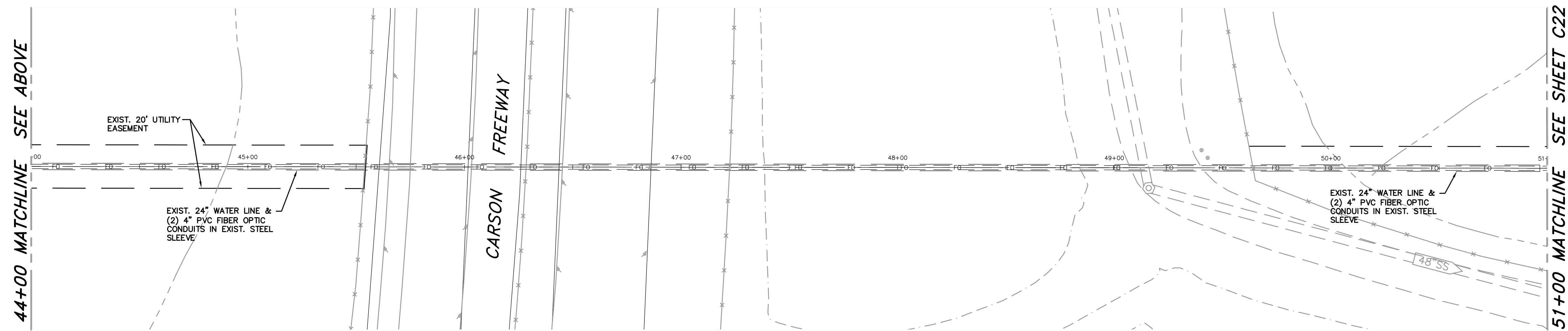
PLAN - LOMPA FIELD

SCALE: 1"=30'



PLAN - LOMPA FIELD

SCALE: 1"=30'

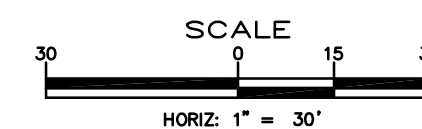


PLAN - LOMPA FIELD

SCALE: 1"=30'

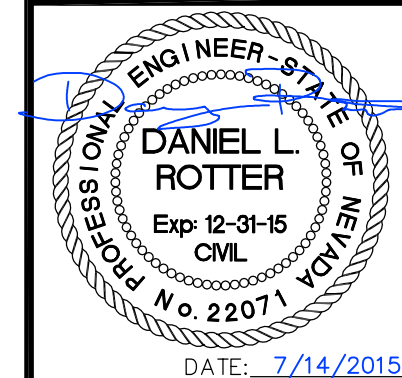
CONSTRUCTION NOTES:

- 1 PROTECT-IN-PLACE
- 2 INSTALL CITY FURNISHED, 72 STRAND FIBER OPTIC CABLE IN NEW/EXISTING CONDUIT, (PROVIDE EXTRA SLACK CABLE IN PULL BOXES AS INDICATED)
- 3 INSTALL TRAFFIC RATED CONCRETE PULL BOX WITH, BOLT DOWN, TRAFFIC RATED STEEL COVER MARKED "FIBER OPTIC" (SIZE PER PLAN), PER DETAIL 2, SHEET C25.
- 4 INSTALL TWO 4" DIAMETER, SCH 40 PVC CONDUITS WITH PULL ROPE, PER TYPICAL TRENCH SECTION.



**CARSON CITY FIBER OPTIC
COMMUNITY CENTER to PUBLIC WORKS
PROJECT No. 2.1503
ROBINSON ST. / LOMPA FIELD
LAYOUT PLAN
30+00 to 51+00**

**CARSON CITY
PUBLIC WORKS DEPARTMENT**
3505 BUTTI WAY CARSON CITY, NEVADA 89701
PH: 775-887-2355 FAX: 775-887-2112



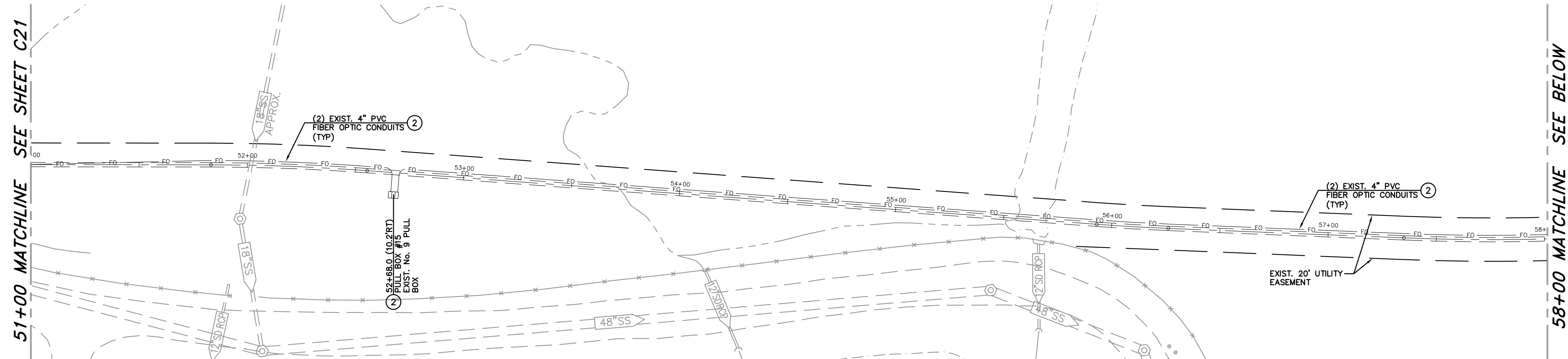
REV.	DATE	DESCRIPTION	BY	APP'D

DESIGNED BY: DGB/DSA
DRAWN BY: DGR
CHECKED BY: DSA/DLR
DWG NO.: 2-1503-FO-COMM-ING
SCALE (HORIZ): 1"=30'
SCALE (VERT): N/A
PLOT DATE: 7/13/15

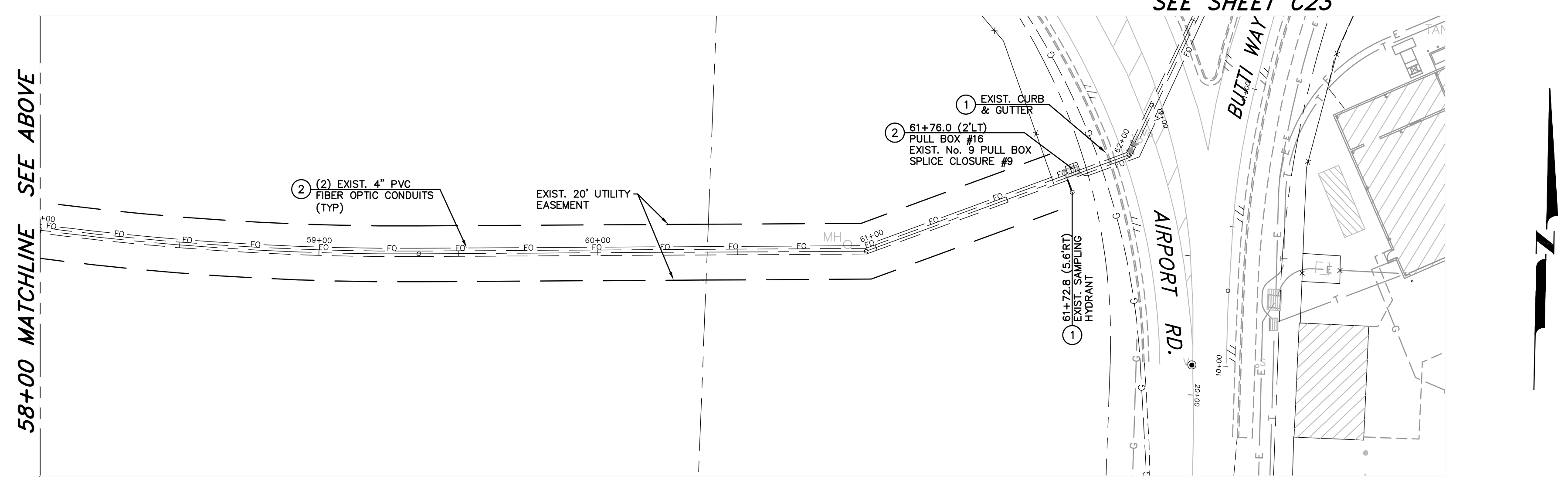
SHEET
C21
OF
31

FOR BIDDING PURPOSES ONLY

I:\CAPITAL PROJECTS\Project\21503-FW-01\Station\Plan\02\Design\Plan\2-1503-FO-C-CR-FW.dwg, May 27, 15, D:\msolator



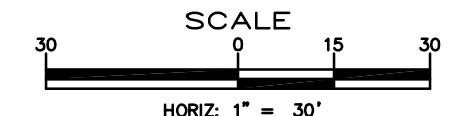
PLAN - LOMPA FIELD
SCALE: 1"=30'



PLAN - LOMPA FIELD
SCALE: 1"=30'


CONSTRUCTION NOTES:

- ① PROTECT-IN-PLACE
- ② INSTALL CITY FURNISHED, 72 STRAND FIBER OPTIC CABLE IN NEW/EXISTING CONDUIT. (PROVIDE EXTRA SLACK CABLE IN PULL BOXES AS INDICATED)
- ③ INSTALL TRAFFIC RATED CONCRETE PULL BOX WITH, BOLT DOWN, TRAFFIC RATED STEEL COVER MARKED "FIBER OPTIC" (SIZE PER PLAN), PER DETAIL 2, SHEET C25.
- ④ INSTALL TWO 4" DIAMETER, SCH 40 PVC CONDUITS WITH PULL ROPE, PER TYPICAL TRENCH SECTION.



DESIGNED BY: DGB/DSA
 DRAWN BY: DGR
 CHECKED BY: DSA/DLR
 DWG NO.: 2-1503-FO-CONTINUING
 SCALE (HORIZ): 1"=30'
 SCALE (VERT): N/A
 PLOT DATE: 7/13/15

**CARSON CITY
 PUBLIC WORKS DEPARTMENT**
 3505 BUTTI WAY CARSON CITY, NEVADA 89701
 PH: 775-887-2355 FAX: 775-887-2112



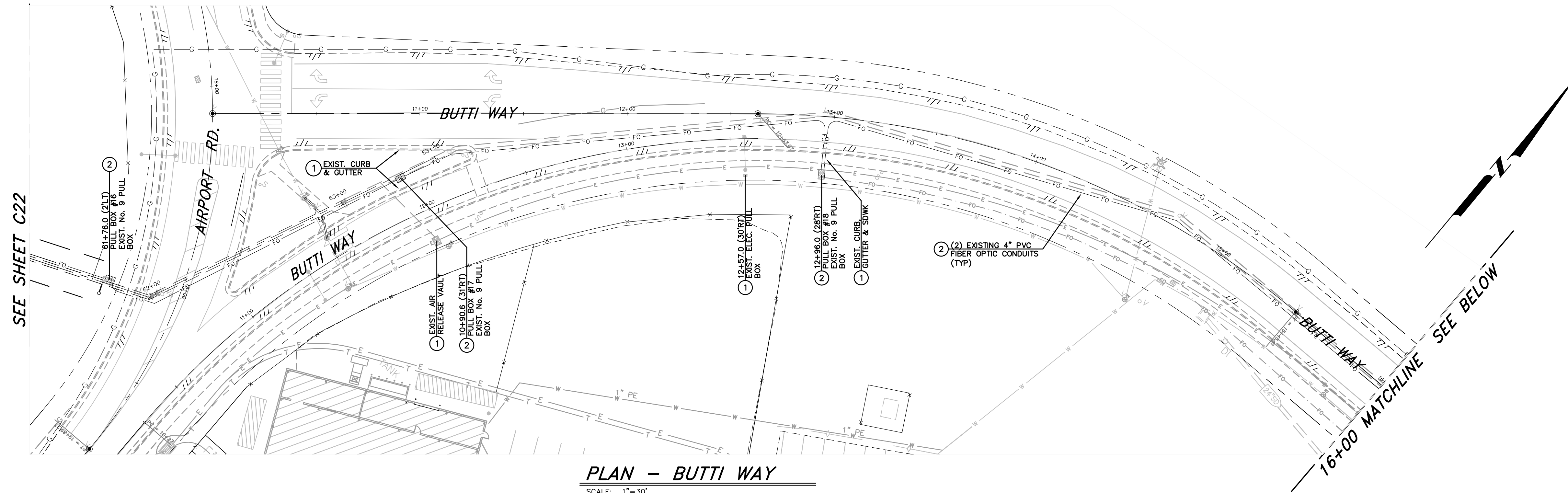
REV.	DATE	DESCRIPTION	BY	APP'D

**CARSON CITY FIBER OPTIC
 COMMUNITY CENTER to PUBLIC WORKS
 PROJECT No. 2-1503
 LOMPA FIELD
 LAYOUT PLAN
 51+00 to 62+00**

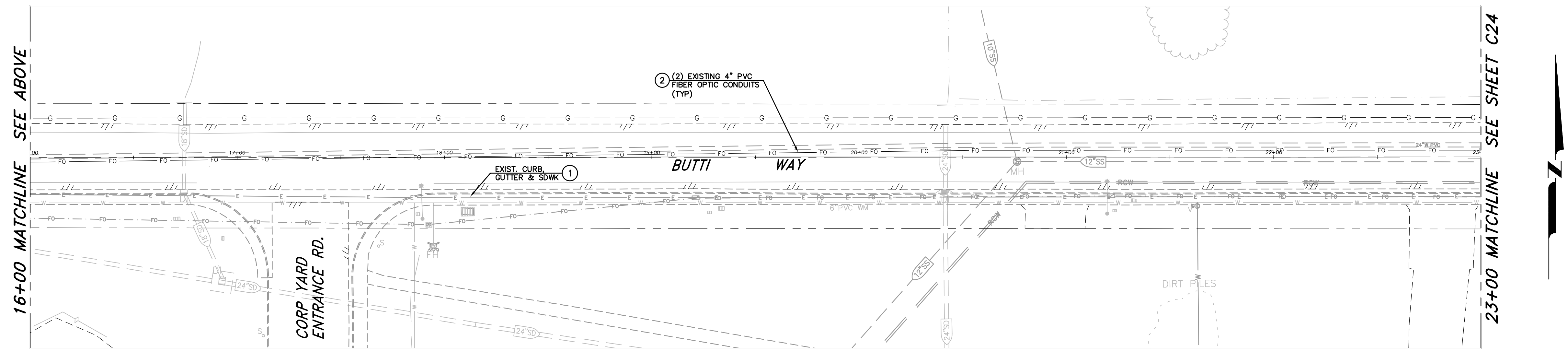
SHEET
C22
 OF
31

FOR BIDDING PURPOSES ONLY

I:\CAPITAL PROJECTS\Project1\021503-FW-ObstacleRem\02.Dwg\Aer\2-1503_FO-C_CTR-FW.dwg, May 27, 15, 15:00:00



PLAN - BUTTI WAY
SCALE: 1"=30'



PLAN - BUTTI WAY
SCALE: 1"=30'


SEE SHEET C22

16+00 MATCHLINE SEE ABOVE

23+00 MATCHLINE SEE SHEET C24

16+00 MATCHLINE SEE BELOW

SCALE
HORIZ: 1" = 30'

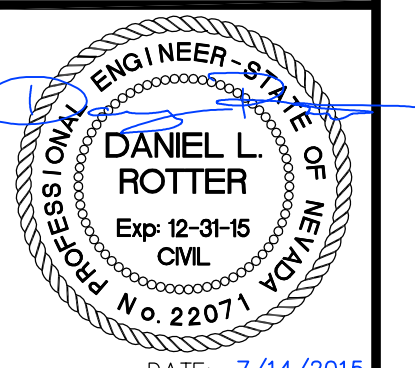


- CONSTRUCTION NOTES:**
- 1 PROTECT-IN-PLACE
 - 2 INSTALL CITY FURNISHED, 72 STRAND FIBER OPTIC CABLE IN NEW/EXISTING CONDUIT, (PROVIDE EXTRA SLACK CABLE IN PULL BOXES AS INDICATED)
 - 3 INSTALL TRAFFIC RATED CONCRETE PULL BOX WITH, BOLT DOWN, TRAFFIC RATED STEEL COVER MARKED "FIBER OPTIC" (SIZE PER PLAN), PER DETAIL 2, SHEET C25.
 - 4 INSTALL TWO 4" DIAMETER, SCH 40 PVC CONDUITS WITH PULL ROPE, PER TYPICAL TRENCH SECTION.

**CARSON CITY FIBER OPTIC
COMMUNITY CENTER to PUBLIC WORKS
PROJECT No. 2.1503
BUTTI WAY
LAYOUT PLAN
10+00 to 23+00**

SHEET
C23
OF
31

REV.	DATE	DESCRIPTION	BY	APP'D



**CARSON CITY
PUBLIC WORKS DEPARTMENT**

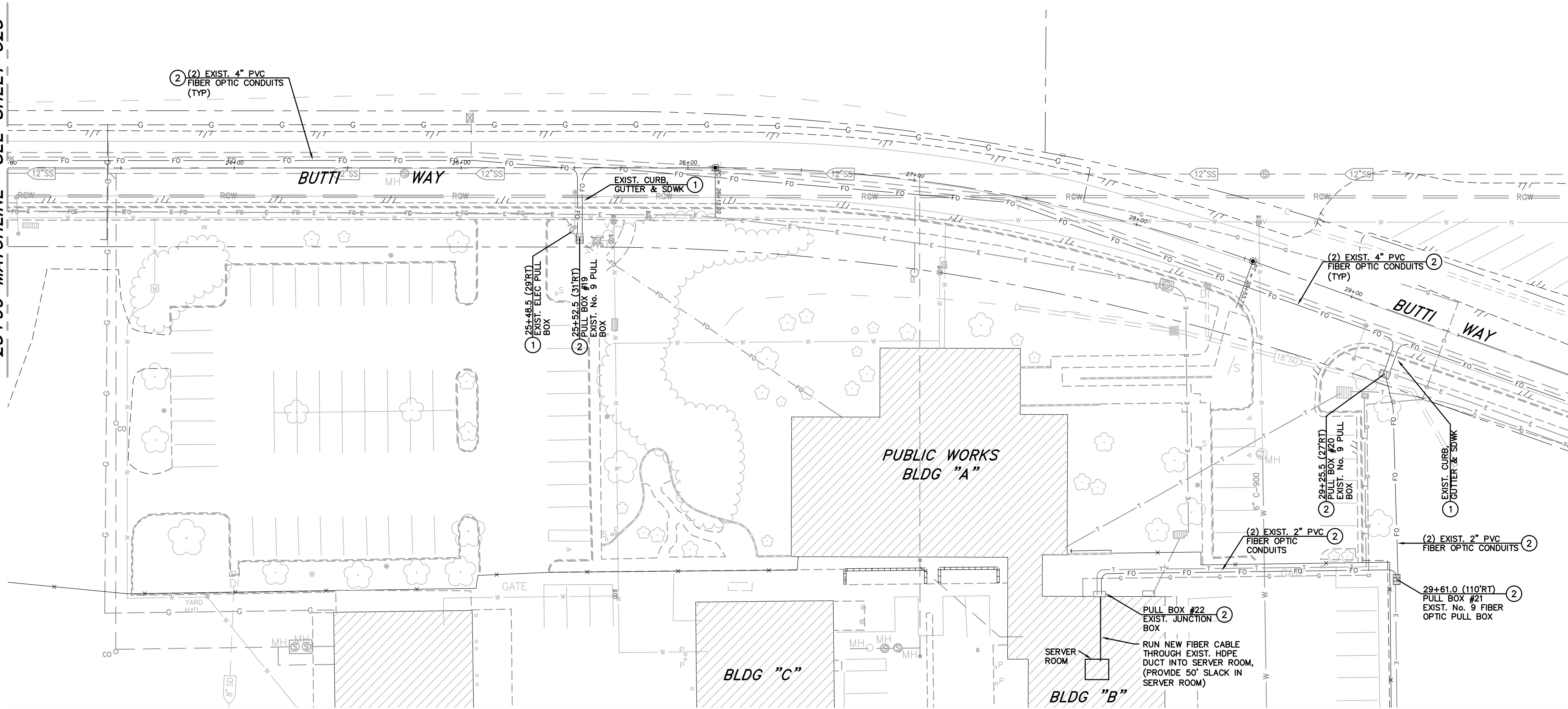
3505 BUTTI WAY CARSON CITY, NEVADA 89701
PH: 775-887-2355 FAX: 775-887-2112

DESIGNED BY: DGB/DCA
DRAWN BY: DGR
CHECKED BY: DSA/DLR
DWG NO.: 2-1503-FO-CONTINUING
SCALE (HORIZ): 1"=30'
SCALE (VERT): N/A
PLOT DATE: 7/13/15

FOR BIDDING PURPOSES ONLY

I:\CAPITAL PROJECTS\Project\021503-FW-03\StationPlan\02.Dwg\021503-FW-C-CR-FW.dwg, May 27, 15, D:\msolcenter

23+00 MATCHLINE SEE SHEET C23

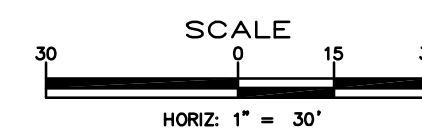


PLAN - BUTTI WAY

SCALE: 1"=30'

CONSTRUCTION NOTES:

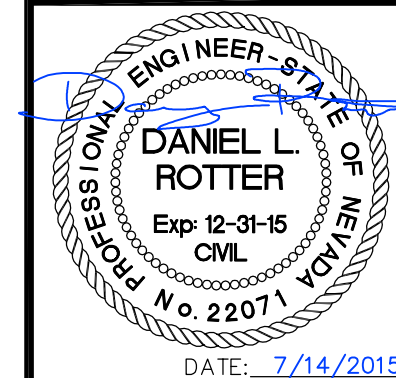
- 1 PROTECT-IN-PLACE
- 2 INSTALL CITY FURNISHED, 72 STRAND FIBER OPTIC CABLE IN NEW/EXISTING CONDUIT, (PROVIDE EXTRA SLACK CABLE IN PULL BOXES AS INDICATED)
- 3 INSTALL TRAFFIC RATED CONCRETE PULL BOX WITH BOLT DOWN, TRAFFIC RATED STEEL COVER MARKED "FIBER OPTIC" (SIZE PER PLAN), PER DETAIL 2, SHEET C25.
- 4 INSTALL TWO 4" DIAMETER, SCH 40 PVC CONDUITS WITH PULL ROPE, PER TYPICAL TRENCH SECTION.



**CARSON CITY FIBER OPTIC
COMMUNITY CENTER to PUBLIC WORKS
PROJECT No. 2-1503**
**BUTTI WAY
LAYOUT PLAN
23+00 to BUILDING "B"**

SHEET
C24
OF
31

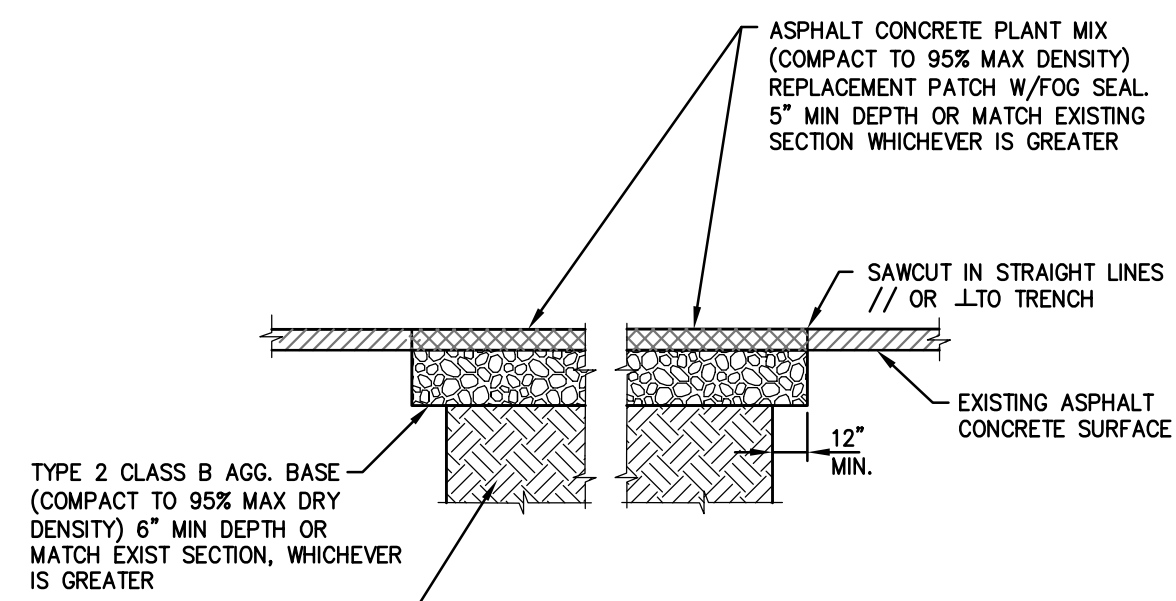
REV.	DATE	DESCRIPTION	BY	APP'D



**CARSON CITY
PUBLIC WORKS DEPARTMENT**
3505 BUTTI WAY CARSON CITY, NEVADA 89701
PH: 775-887-2355 FAX: 775-887-2112

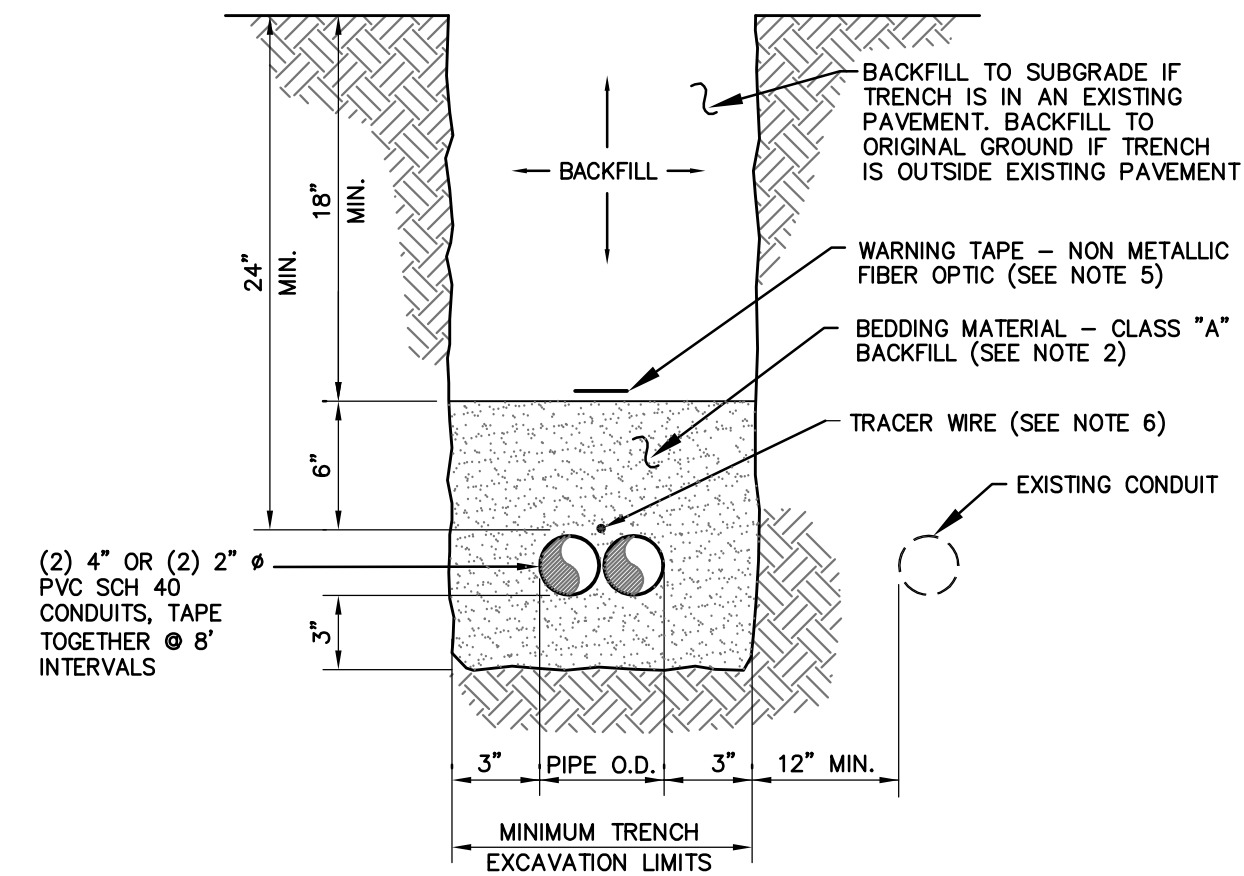
DESIGNED BY: DGB/DSA
DRAWN BY: DGR
CHECKED BY: DSA/DLR
DWG NO.: 2-1503-FO-CONTINUING
SCALE (HORIZ): 1"=30'
SCALE (VERT): N/A
PLOT DATE: 7/13/15

FOR BIDDING PURPOSES ONLY



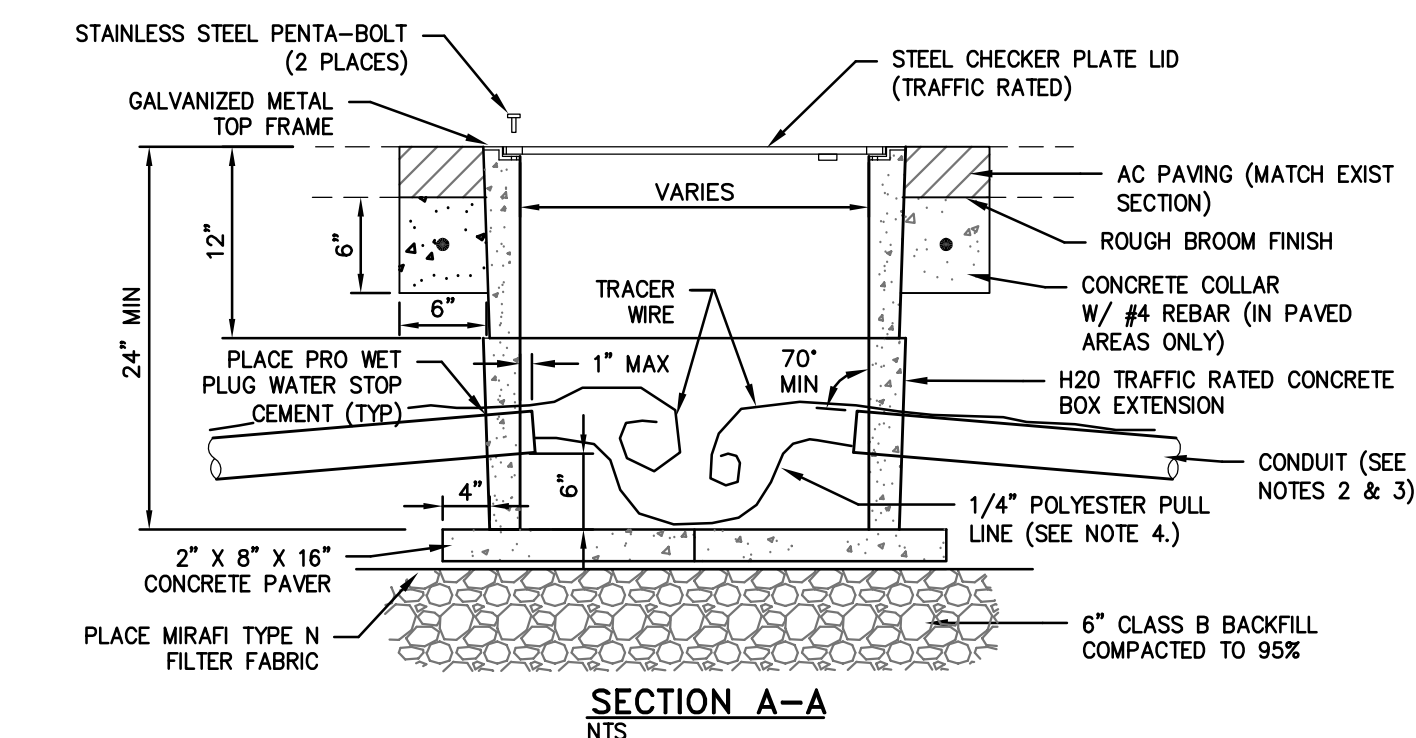
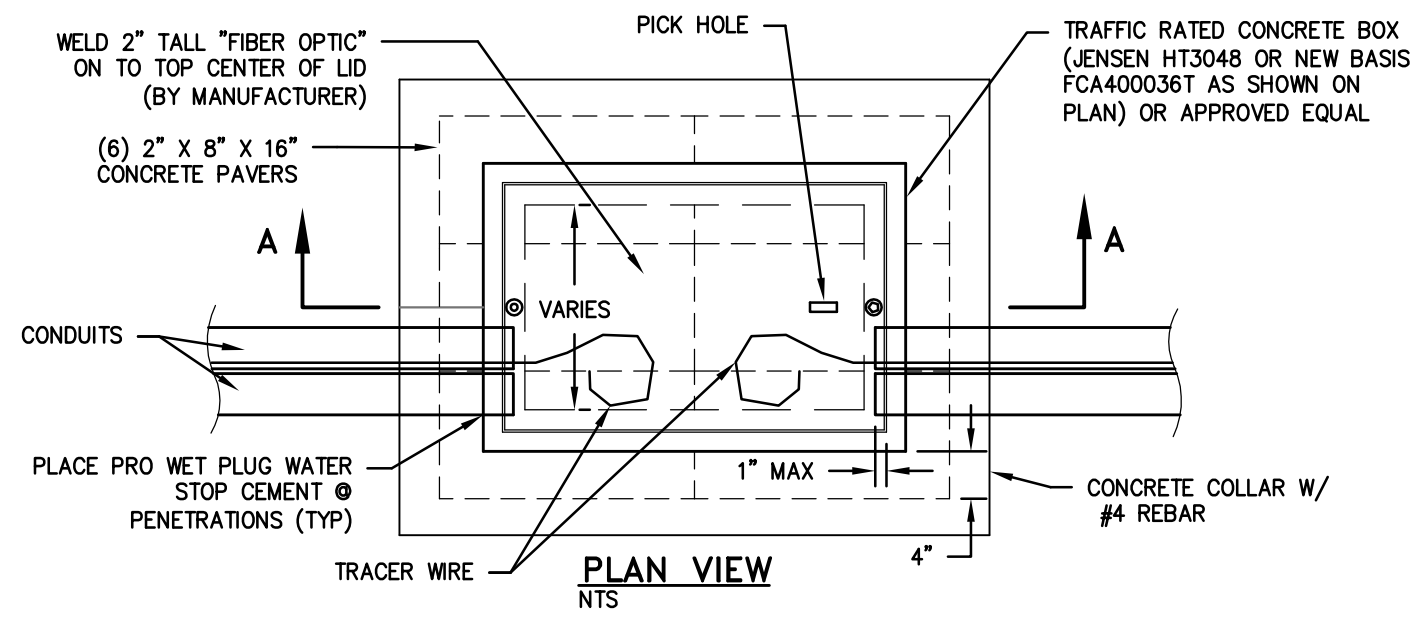
- NOTES:**
- IF SAWCUT IS WITHIN 24 INCHES OF EDGE OF A.C. PAVEMENT REMOVE EXISTING PAVEMENT TO THAT EDGE AND REPLACE ENTIRE SECTION.
 - BITUMINOUS MATERIAL SHALL MEET THE REQUIREMENTS OF SECTIONS 201 AND 320 OF THE STANDARD SPECIFICATIONS FOR PUBLIC WORKS CONSTRUCTION.
 - MIXING, SPREADING, AND COMPACTING OF BITUMINOUS PAVEMENT SHALL BE DONE ONLY WHEN THE SURFACE ON WHICH THE MATERIALS ARE TO BE PLACED IS DRY AND WHEN THE ATMOSPHERIC TEMPERATURE IS ABOVE 50 DEGREES FAHRENHEIT AND HAS NOT BEEN BELOW 40 DEGREES FAHRENHEIT DURING THE PRECEDING 24 HOURS.
 - FINISHED SURFACE VARIATIONS SHALL BE 0 TO 0.25 INCHES ABOVE EXISTING SURFACE. ALL HUMPS EXCEEDING THIS TOLERANCE SHALL BE CORRECTED BY REMOVAL OF MATERIAL AND REPLACING IT WITH NEW MATERIAL. FINISHED SURFACE OF PATCH SHALL NOT BE BELOW EXISTING ADJACENT SURFACE.
 - PLANTMIX BITUMINOUS PAVEMENT SURFACE COURSE SHALL BE PG-64-22 TYPE 3 AND SUB SURFACE COURSES SHALL BE PG-64-22 TYPE 3 UNLESS OTHERWISE NOTED.
 - PLANTMIX BITUMINOUS PAVEMENT PATCHES SHALL MATCH EXISTING SECTION OR HAVE A MINIMUM THICKNESS OF 5 INCHES, WHICHEVER IS GREATER.
 - PLANS SHALL SPECIFY PAVEMENT PATCH AND AGGREGATE BASE DEPTHS AS SPECIFIED BY THE DESIGN ENGINEER.

NO.	REVISION	DATE	STANDARD DETAIL FOR PUBLIC WORKS CONSTRUCTION	SECTION
1	5" AC DEPTH	09/11		CARSON CITY
PAVEMENT PATCH				DRAWING NO. C-5.1.6
APPROVED BY: <i>[Signature]</i>				DATE: 7/2009



FIBER OPTIC TRENCH SECTION 1
NTS

- NOTES:**
- BACKFILL SHALL CONFORM TO THE REQUIREMENTS OF CLASS E BACKFILL AS SPECIFIED IN SUBSECTION 200.03.06 OF THE STANDARD SPECIFICATIONS FOR PUBLIC WORKS CONSTRUCTION (SSPWC). MATERIAL SHALL BE PLACED IN LIFT THICKNESS SPECIFIED IN SUBSECTION 305.10 OF THE SSPWC AND DENSIFIED TO 90% RELATIVE COMPACTION.
 - BEDDING SHALL CONFORM TO THE REQUIREMENTS OF CLASS A BACKFILL AS SPECIFIED IN SUBSECTION 200.03.02 OF THE SSPWC. MATERIAL SHALL BE DENSIFIED TO 90% RELATIVE COMPACTION.
 - FOR TRENCHES IN PATHWAY SECTION, SEE PAVEMENT PATCH STD DWG C-5.1.6.
 - FOR THE PURPOSE OF PAYMENT, EXCAVATION AND BACKFILL QUANTITIES ARE BASED ON THESE STANDARD DRAWINGS, AND NO ADDITIONAL COMPENSATION WILL BE MADE. SHORING OR SLOPED CUT SLOPES MAY BE NECESSARY, BUT THERE WILL BE NO ADDITIONAL PAYMENT. ALL EXCAVATIONS SHALL CONFORM TO THE LATEST O.S.H.A. REQUIREMENTS.
 - PLACE NON METALLIC WARNING TAPE 6" ABOVE ALL BURIED PIPES AND CONDUITS.
 - TRACER WIRE SHALL BE 12 GAUGE (MINIMUM THICKNESS) THIN INSULATED SOLID COPPER WIRE. INSULATION SHALL BE YELLOW 30 MIL HDPE. PLANS SHALL SPECIFY WIRE STRENGTH AND INSULATION THICKNESS FOR BORING APPLICATIONS. SPLICES SHALL BE CONNECTED BY WIRE NUTS, SEALED WITH AQUA SEAL OR SILICON FILLED, AND DOUBLE WRAPPED WITH U/L LISTED ELECTRICAL TAPE. TRACER WIRE COLOR SHALL BE BLUE FOR WATER, PURPLE FOR RECLAIMED WATER, GREEN FOR SEWER, AND YELLOW FOR ELECTRICAL/FIBER OPTIC.
 - EXISTING CONDUITS ARE ENCASED IN A RED, DIGGABLE CONCRETE SLURRY MIX. THIS CONDITION WILL BE ENCOUNTERED WHEN CONNECTING TO EXISTING No. 9 PULLBOXES.

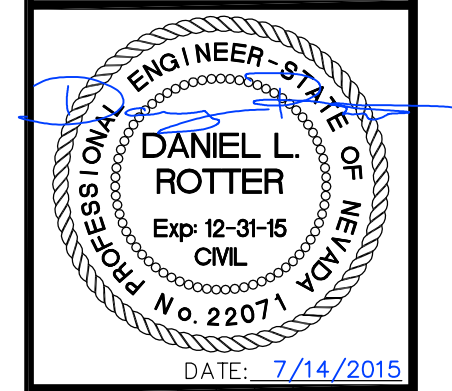


FIBER OPTIC PULL BOX & LID 2
NTS

- NOTES:**
- FIBER OPTIC PULL BOXES AND COVERS SHALL BE H-20 TRAFFIC RATED, WITH BOLT DOWN STEEL COVER LID MARKED "FIBER OPTIC".
 - CONDUIT SHALL BE SCHEDULE 40 PVC ELECTRICAL CONDUIT. ALL CONDUITS ENTERING A PULLBOX SHALL BE CAPPED WITH AN END BELL.
 - CONDUIT RUNS SHALL NOT USE SWEEPS INTO THE PULL BOX UNLESS OTHERWISE NOTED. CONDUIT PENETRATIONS SHALL ENTER BOX AT NO MORE THAN 20 DEGREES FROM HORIZONTAL. CONDUIT SHALL BE RAISED FROM TRENCH DEPTH TO BOX WITHOUT SWEEPS. CONDUIT SHALL REACH TRENCH DEPTH WITHIN 10' OUTSIDE OF BOX MAX.
 - CONDUITS SHALL HAVE 1/4" POLYESTER PULL LINE WITH SEQUENTIAL FOOTAGE MARKINGS AND A MINIMUM BREAKING STRENGTH OF 400 POUNDS, PULL LINE SHALL EXTEND A MINIMUM OF 3 FEET FROM EACH HANDHOLE.

DESIGNED BY: DGB/DSA
 DRAWN BY: DGR
 CHECKED BY: DSA/DLR
 DWG NO.: 2-1503 FO-CONTINUING
 SCALE (HORIZ): 1"=30'
 SCALE (VERT): N/A
 PLOT DATE: 7/13/15

CARSON CITY PUBLIC WORKS DEPARTMENT
 3505 BUTTI WAY CARSON CITY, NEVADA 89701
 PH: 775-887-2355 FAX: 775-887-2112



REV.	DATE	DESCRIPTION	BY	APP'D

CARSON CITY FIBER OPTIC DISPATCH CENTER to PUBLIC WORKS PROJECT No. 2-1503 CONSTRUCTION DETAILS

FOR BIDDING PURPOSES ONLY

I:\CAPITAL PROJECTS\Project\021503-FWC-DispatchCenter\02.Dwg\02-1503-FO-CONTINUING.dwg, May 5, 15, Drosenbauer

**DISPATCH to PUBLIC WORKS
CONDUIT SCHEDULE**

PULL BOX #	LOCATION	PULL BOX SIZE	CONDUIT SIZE	RUN LENGTH	EXTRA SLACK	DESCRIPTION
Dispatch Bldg						Provide 50 Feet Extra Slack in Server Room
1	23+85.5 Oak	New Basis 48"	2"	6	50	(2) 2" Rigid Metallic Conduits Between Pull Box #1 & Bldg. Wall
	23+97 Oak	Stub	4"	30	0	(3) 4" PVC Conduits w/End Caps and Marker at Sidewalk
2	22+29 Oak	9	4"	156	50	
3	62+60 SY	9	4"	270	50	
4	68+50 SY	9	4"	586	50	
5	75+40	9	4"	693	50	
6	79+00	7	4"	364	20	
7	83+00	7	4"	396	20	
8	88+20	9	4"	514	50	
9	95+50	9	4"	726	50	
10	102+70 SY	9	4"	720	50	
11	61+00 SN	9	4"	720	50	
12	61+15.6	9 exist	4"	86	100	Splice Closure #1, Begin Existing Pull Boxes & Conduits
13	67+78	7	4"	700	20	
14	77+08	7	4"	954	20	
15	87+00	9	4"	1,016	100	Splice Closure #2 (SCADA to Well 38)
16	94+48.7	9	4"	770	50	
17	17+73.5 CO	7	4"	808	20	
18	25+75	7	4"	816	20	
19	33+95	9	4"	836	50	
20	36+72	9	4"	300	100	Splice Closure #3 (SCADA to Well 43)
21	42+06	7	4"	554	20	
22	49+10	7	4"	726	20	
23	55+86	7	4"	700	20	
24	62+36	9	4"	675	50	
25	70+02	7	4"	785	20	
26	76+40	7	4"	638	20	
27	81+96.5	New Basis	4"	566	100	Splice Closure #4 (SCADA P-Hill FCV, Tank, Future Booster)
28	88+58	7	4"	663	20	
29	96+57	7	4"	805	20	
30	104+52 CO	7	4"	806	20	
31	17+13 DA	9	4"	832	50	
32	10+30.4 LO	7	4"	314	20	
33	17+05	9	4"	688	50	
34	23+77	7	4"	694	20	
35	75+21 ED	9	4"	710	50	
36	87+18 ED	9	4"	1,225	50	
37	48+91 FV	7	4"	240	20	
38	50+68.3	9	4"	206	100	Splice Closure #5 (Splice Thru)
39	58+49	7	4"	795	20	
40	65+86.3	7	4"	762	20	
41	73+18	9	4"	758	50	
42	80+60	7	4"	765	20	
43	88+60	7	4"	822	20	
44	95+55	7	4"	710	20	
45	98+23	7	4"	300	20	
46	101+04	7	4"	320	20	
47	103+73	7	4"	272	20	
48	116+50.5	9	4"	1,276	100	Splice Closure #6 (Midspan to Existing)
				TOTAL	30,068	1,900


* = NEW FIBER OPTIC CONDUIT INSTALLATION REQUIRED
RUN LENGTH = DISTANCE FROM PREVIOUS PULL BOX

**COMMUNITY CENTER to PUBLIC WORKS
CONDUIT SCHEDULE**

PULL BOX #	LOCATION	PULL BOX SIZE	CONDUIT SIZE	RUN LENGTH	EXTRA SLACK	DESCRIPTION
Elec. Room						Provide 50' Extra Slack in Electrical Room
1	9+26	7	2"	126	50	Exist. Innerduct Between Pull Box #1 & Electrical Room
2	9+02	9	2"	32	50	
3	9+16	9	4"	64	50	
4	14+90	New Basis	4"	576	50	
5	21+00	9	4"	610	50	
6	27+62	9	4"	662	50	
7	31+59	9	4"	392	100	Splice Closure #7 (SCADA to Well 34)
8	35+65	9	4"	404	50	
9	38+33	New Basis	4"	268	50	
10	73+30 SA	9	4"	600	50	
11	10+70.4 RO	9	4"	170	100	Splice Closure #8 (Splice Thru)
12	20+69	9	4"	1,030	50	
13	30+69	9	4"	1,015	50	
14	40+66	9	4"	1,005	50	
15	52+68	9	4"	1,212	50	
16	61+76	9	4"	912	100	Splice Closure #9 (Splice Thru)
17	10+90 BU	9	4"	154	50	
18	12+95	9	4"	226	50	
19	25+52	9	4"	1,301	50	
20	29+25	9	4"	410	50	
21	29+61	9	4"	88	50	
22	Bldg "B"	Junction Box	4"	142	50	Run new Fiber Cable Through Exist. HDPE Duct into Server Room
				TOTAL	11,241	1,150

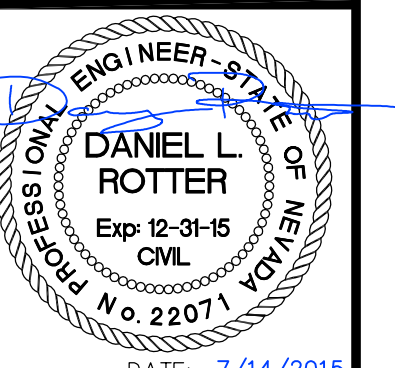
RUN LENGTH = DISTANCE FROM PREVIOUS PULL BOX

DISPATCH to PUBLIC WORKS
SPlice CLOSURE #1 (Snyder & Bigelow)
STA 61+15.6 Snyder Ave. (Pull Box #12)



DESIGNED BY: DGB/DSA
DRAWN BY: DGB
CHECKED BY: DSA/DLR
DWG NO.: 2-1503-FO-CONTE.DWG
SCALE (HORIZ): 1"=30'
SCALE (VERT): N/A
PLOT DATE: 7/13/15

**CARSON CITY
PUBLIC WORKS DEPARTMENT**
3505 BUTTI WAY CARSON CITY, NEVADA 89701
PH: 775-887-2355 FAX: 775-887-2112



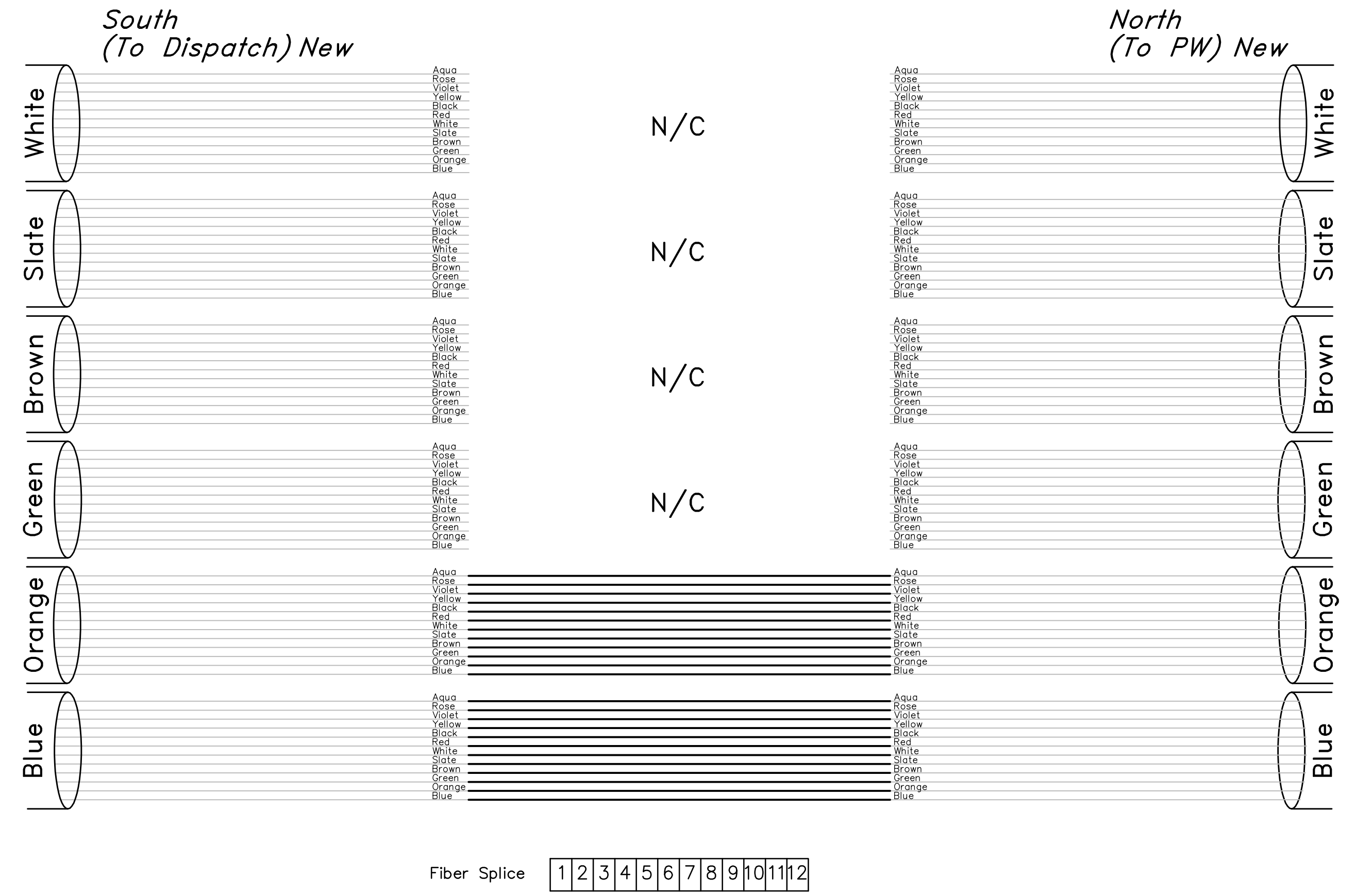
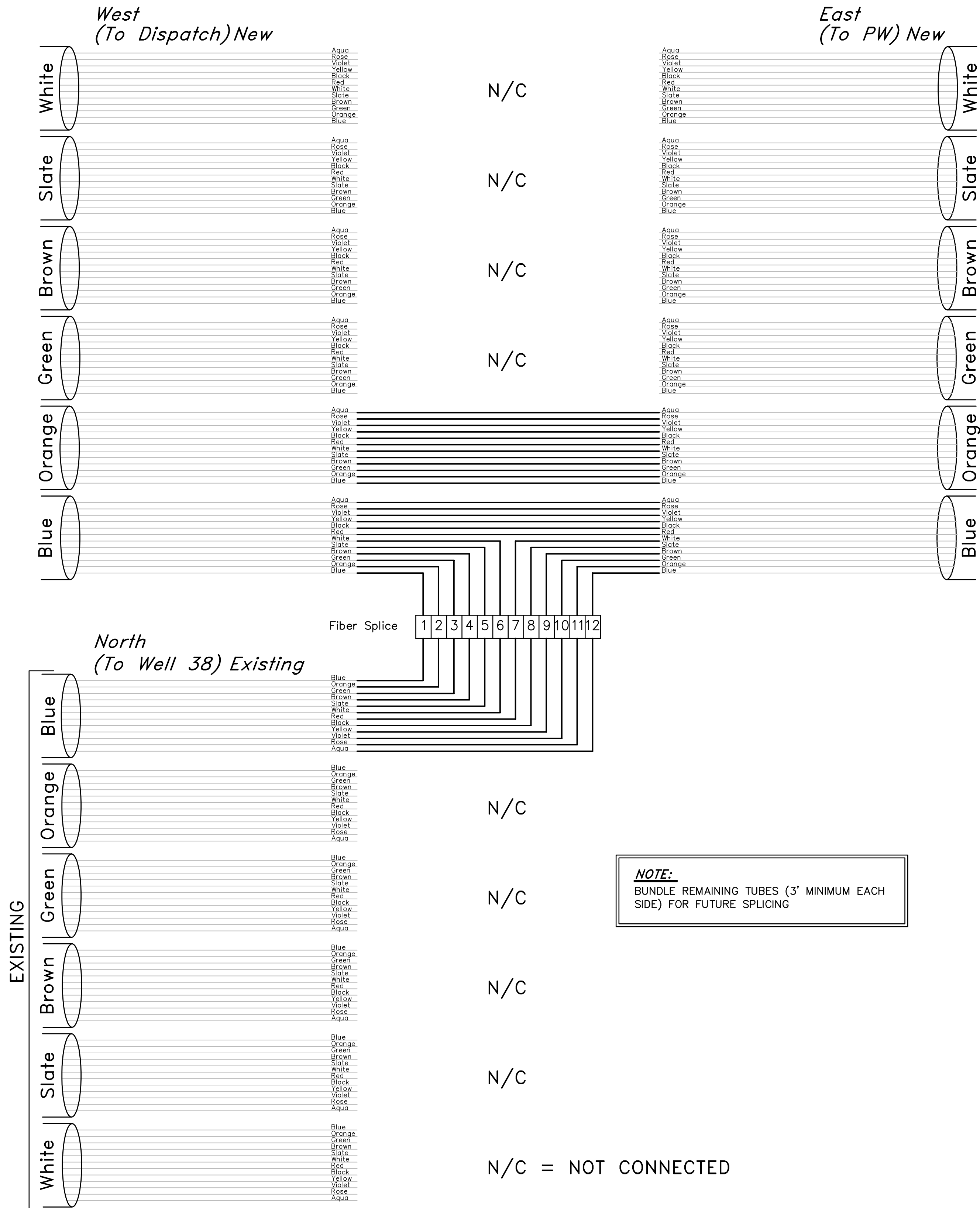
REV.	DATE	DESCRIPTION	BY	APP'D

**CARSON CITY FIBER OPTIC
DISPATCH CENTER to PUBLIC WORKS
PROJECT No. 2-1503
SPlice CLOSURE DETAILS**

FOR BIDDING PURPOSES ONLY

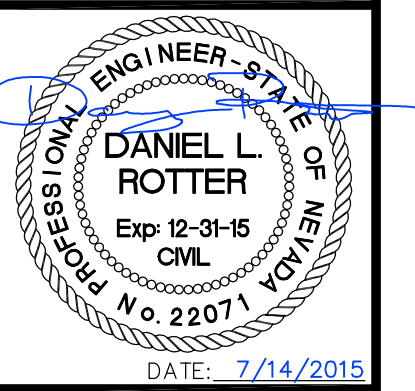
DISPATCH to PUBLIC WORKS
 SPLICE CLOSURE #2 (Snyder & Edmonds)
 STA 87+00.0 Snyder Ave. (Pull Box #15)

DISPATCH to PUBLIC WORKS
 SPLICE CLOSURE #3 (Conte & Bennett)
 STA 36+72.0 Conte Dr. (Pull Box #20)



DESIGNED BY: DGB/DSA
 DRAWN BY: DGR
 CHECKED BY: DSA/DLR
 DWG NO.: 2-1503-FC-COMPLETING
 SCALE (HORIZ): 1"=30'
 SCALE (VERT): N/A
 PLOT DATE: 7/13/15

**CARSON CITY
 PUBLIC WORKS DEPARTMENT**
 3505 BUTTI WAY CARSON CITY, NEVADA 89701
 PH: 775-887-2355 FAX: 775-887-2112



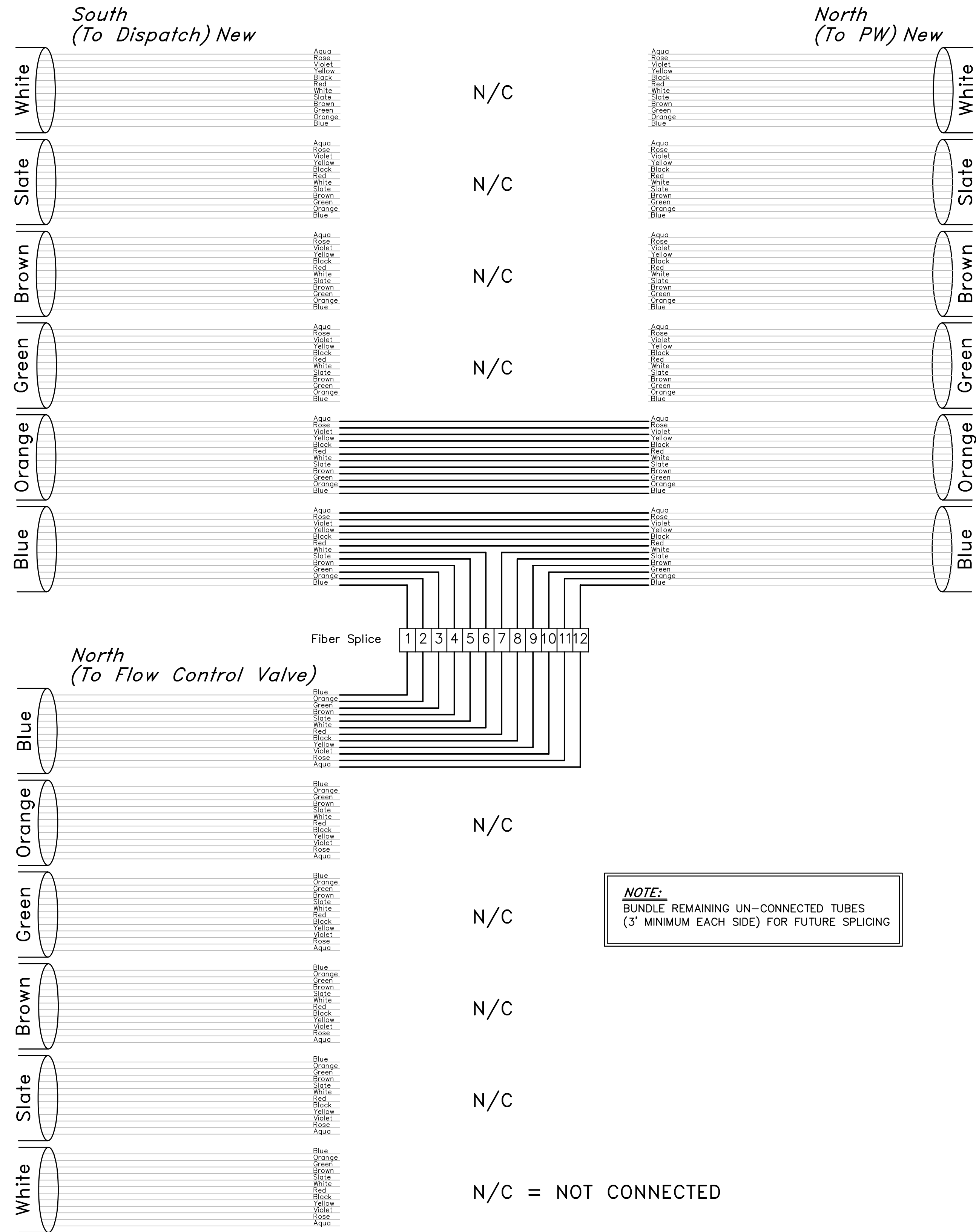
REV.	DATE	DESCRIPTION	BY	APP'D

**CARSON CITY FIBER OPTIC
 DISPATCH CENTER to PUBLIC WORKS
 PROJECT No. 2.1503
 SPLICE CLOSURE DETAILS**

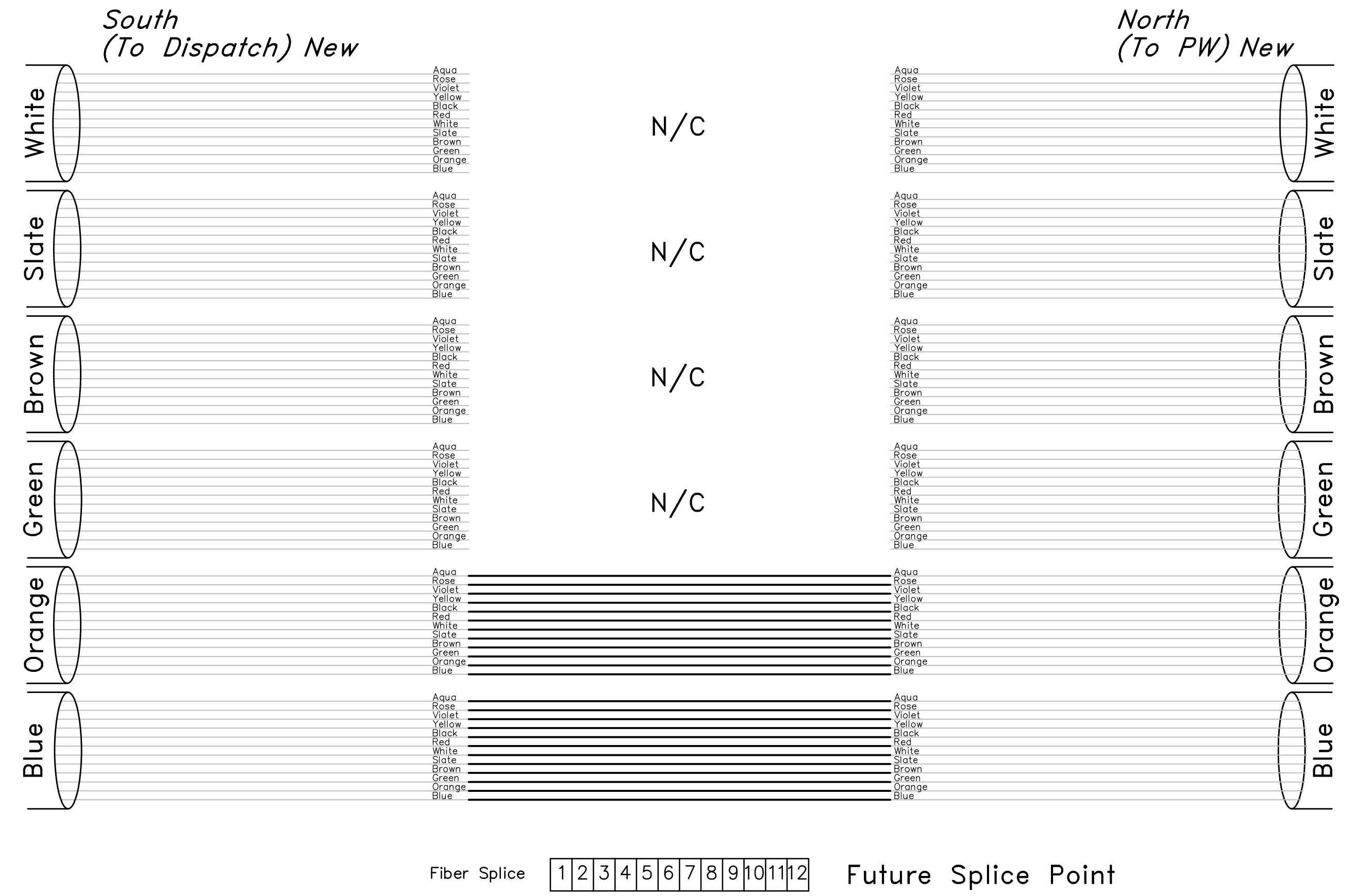
FOR BIDDING PURPOSES ONLY

I:\CAPITAL PROJECTS\Project\021503-FW-DispatchCenter\02-Design\02-1503-FC-COMPLETING.dwg, May 5, 15, Drosenketter

DISPATCH to PUBLIC WORKS
 SPLICE CLOSURE #4 (Conte & Koontz)
 STA 81+96.5 Conte Dr. (Pull Box #27)



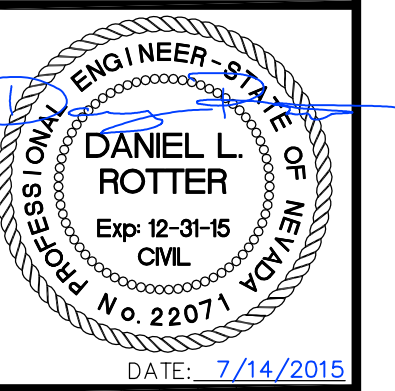
DISPATCH to PUBLIC WORKS
 SPLICE CLOSURE #5 (Fairview North of Edmonds)
 STA 50+68.3 Fairview Dr. (Pull Box #38)



I:\CAPITAL PROJECTS\Projects\021503-FWC-Dispatch\Draw\02-Dispatch\Fiber\02-Dispatch.dwg, May 5, 15 Drawn: ketter

DESIGNED BY: DGB/DCA
 DRAWN BY: DGR
 CHECKED BY: DSA/DLR
 DWG NO.: 2-1503-FC-CONTING
 SCALE (HORIZ): 1" = 30'
 SCALE (VERT): N/A
 PLOT DATE: 7/13/15

**CARSON CITY
 PUBLIC WORKS DEPARTMENT**
 3505 BUTTI WAY CARSON CITY, NEVADA 89701
 PH: 775-887-2355 FAX: 775-887-2112

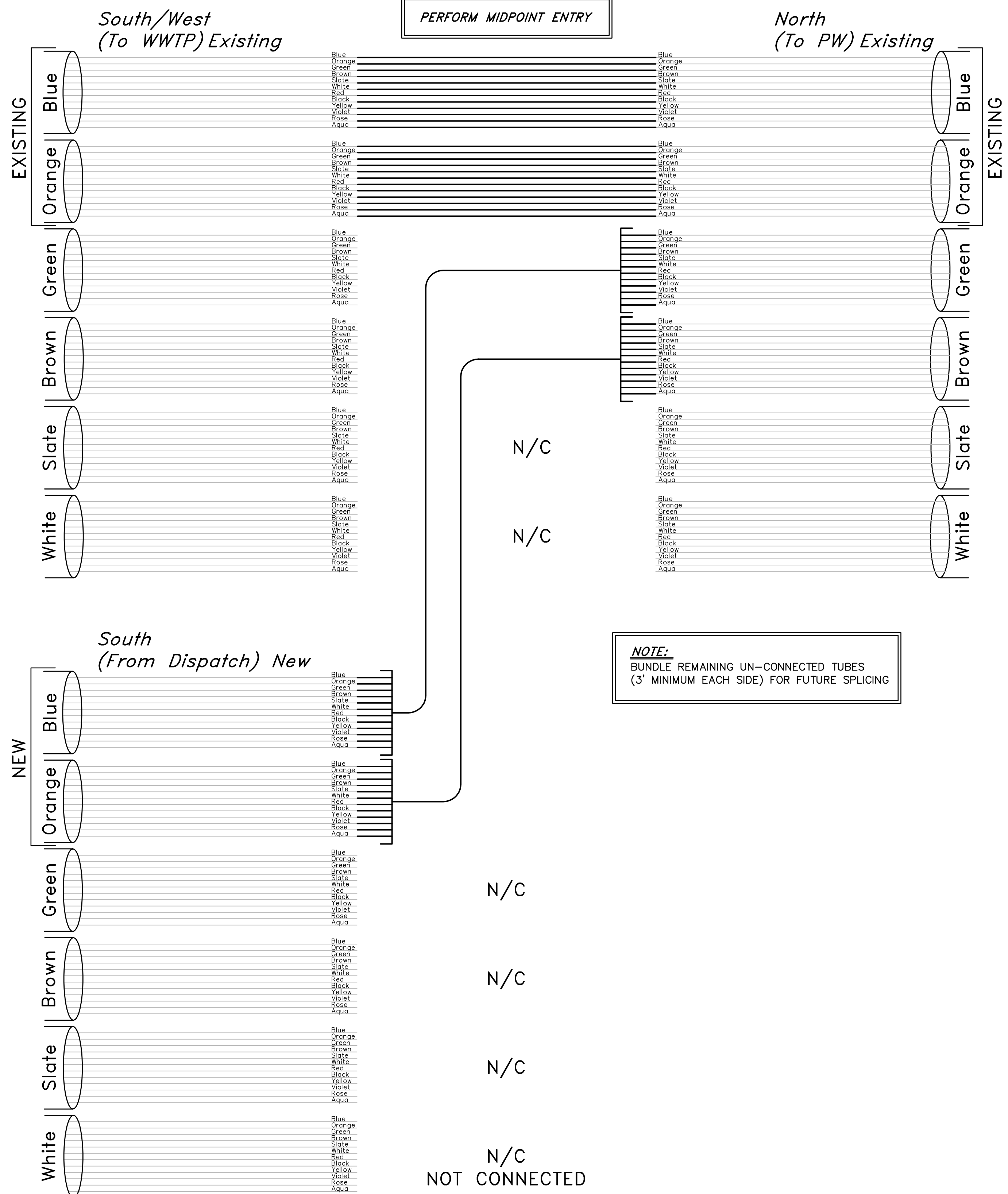


REV.	DATE	DESCRIPTION	BY	APP'D

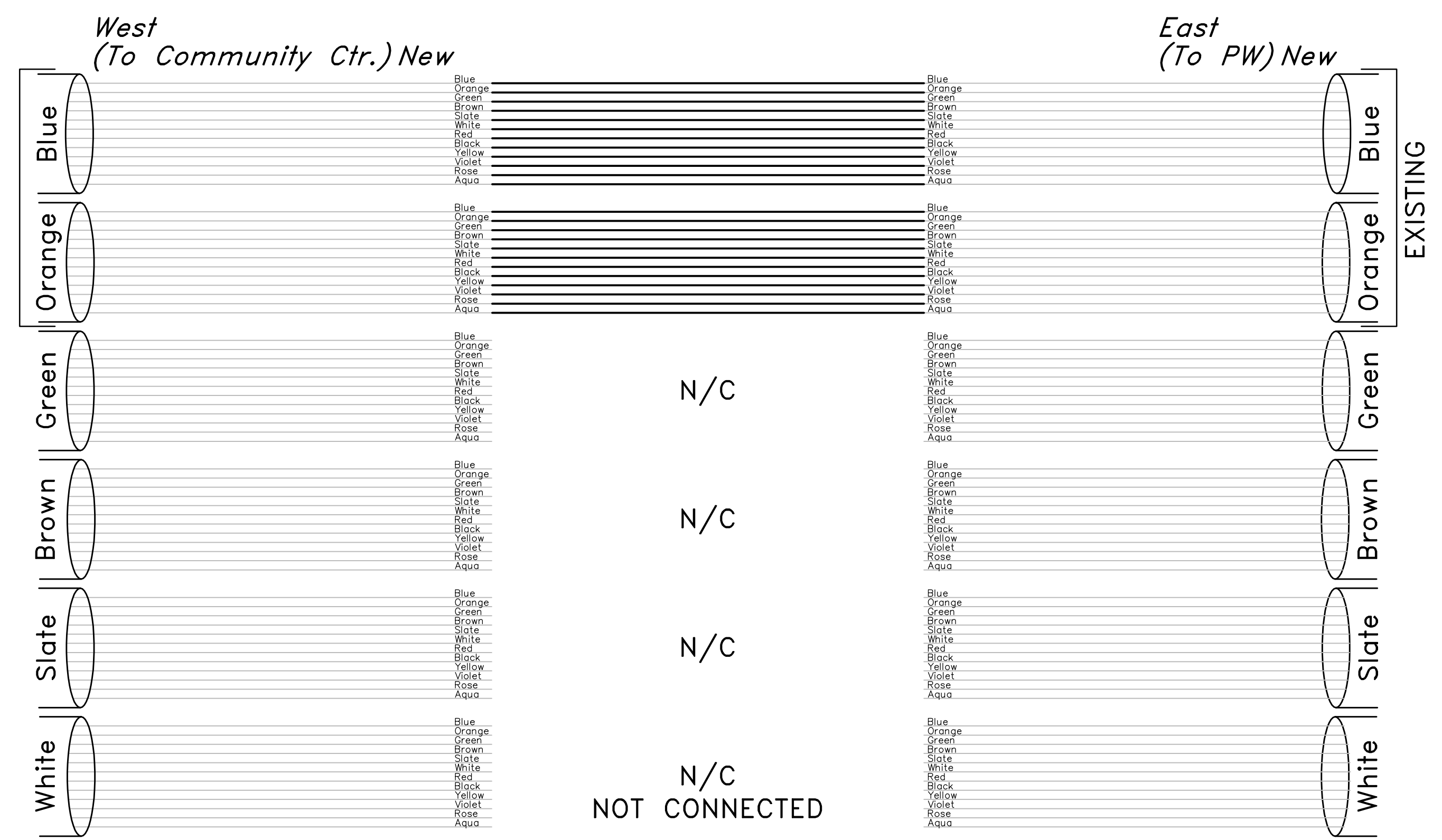
**CARSON CITY FIBER OPTIC
 DISPATCH CENTER to PUBLIC WORKS
 PROJECT No. 2.1503
 SPLICE CLOSURE DETAILS**

FOR BIDDING PURPOSES ONLY

DISPATCH to PUBLIC WORKS
 SPLICE CLOSURE #6 (Fairview @ WWTP)
 STA 116+50.5 Fairview Dr. (Pull Box #48)



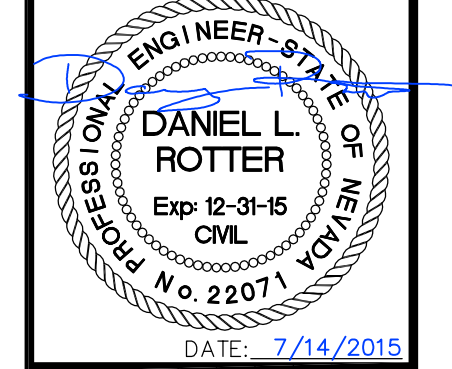
DISPATCH to PUBLIC WORKS
 SPLICE CLOSURE #7 (Mills Park South of Well 34)
 STA 31+59.0 Mills Park (Pull Box #7)



I:\CAPITAL PROJECTS\Project\021503-FWC-Dispatch\Fiber\021503-FC-CONTE.dwg, May. 5, 15, Drossenwetter

DESIGNED BY: DGB/DCA
 DRAWN BY: DGB
 CHECKED BY: DSA/DLR
 DWG NO.: 2-1503-FC-CONTE.DWG
 SCALE (HORIZ): 1"=30'
 SCALE (VERT): N/A
 PLOT DATE: 7/13/15

CARSON CITY PUBLIC WORKS DEPARTMENT
 3505 BUTTI WAY CARSON CITY, NEVADA 89701
 PH: 775-887-2355 FAX: 775-887-2112




REV.	DATE	DESCRIPTION	BY	APP'D


CARSON CITY FIBER OPTIC DISPATCH CENTER to PUBLIC WORKS PROJECT No. 2.1503 SPLICE CLOSURE DETAILS

FOR BIDDING PURPOSES ONLY

COMMUNITY CENTER to PUBLIC WORKS
 SPLICE CLOSURE #8 (Saliman & Robinson)
 STA 10+70.4 Robinson St. (Pull Box #11)



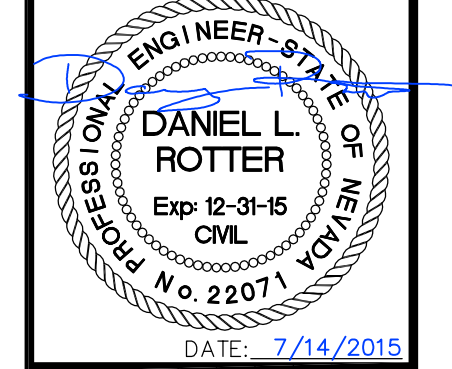
COMMUNITY CENTER to PUBLIC WORKS
 SPLICE CLOSURE #9 (Airport & Butti)
 STA 61+76.0 Lompa Field (Pull Box #16)



I:\CAPITAL PROJECTS\Project\021503-FWC-Dispatch\Draw\02-Design\Draw\02-CONTE.dwg, May, 5, 15, Drawn: ketter

DESIGNED BY: DGB/DCA
 DRAWN BY: DGB
 CHECKED BY: DSA/DLR
 DWG NO.: 2-1503-FC-CONTE.DWG
 SCALE (HORIZ): 1" = 30'
 SCALE (VERT): N/A
 PLOT DATE: 7/13/15

**CARSON CITY
 PUBLIC WORKS DEPARTMENT**
 3505 BUTTI WAY CARSON CITY, NEVADA 89701
 PH: 775-887-2355 FAX: 775-887-2112



REV.	DATE	DESCRIPTION	BY	APP'D

**CARSON CITY FIBER OPTIC
 DISPATCH CENTER to PUBLIC WORKS
 PROJECT No. 2.1503
 SPLICE CLOSURE DETAILS**

SHEET
C30
 OF
31

FOR BIDDING PURPOSES ONLY