

N.I.C. EQUIP. SCHEDULE

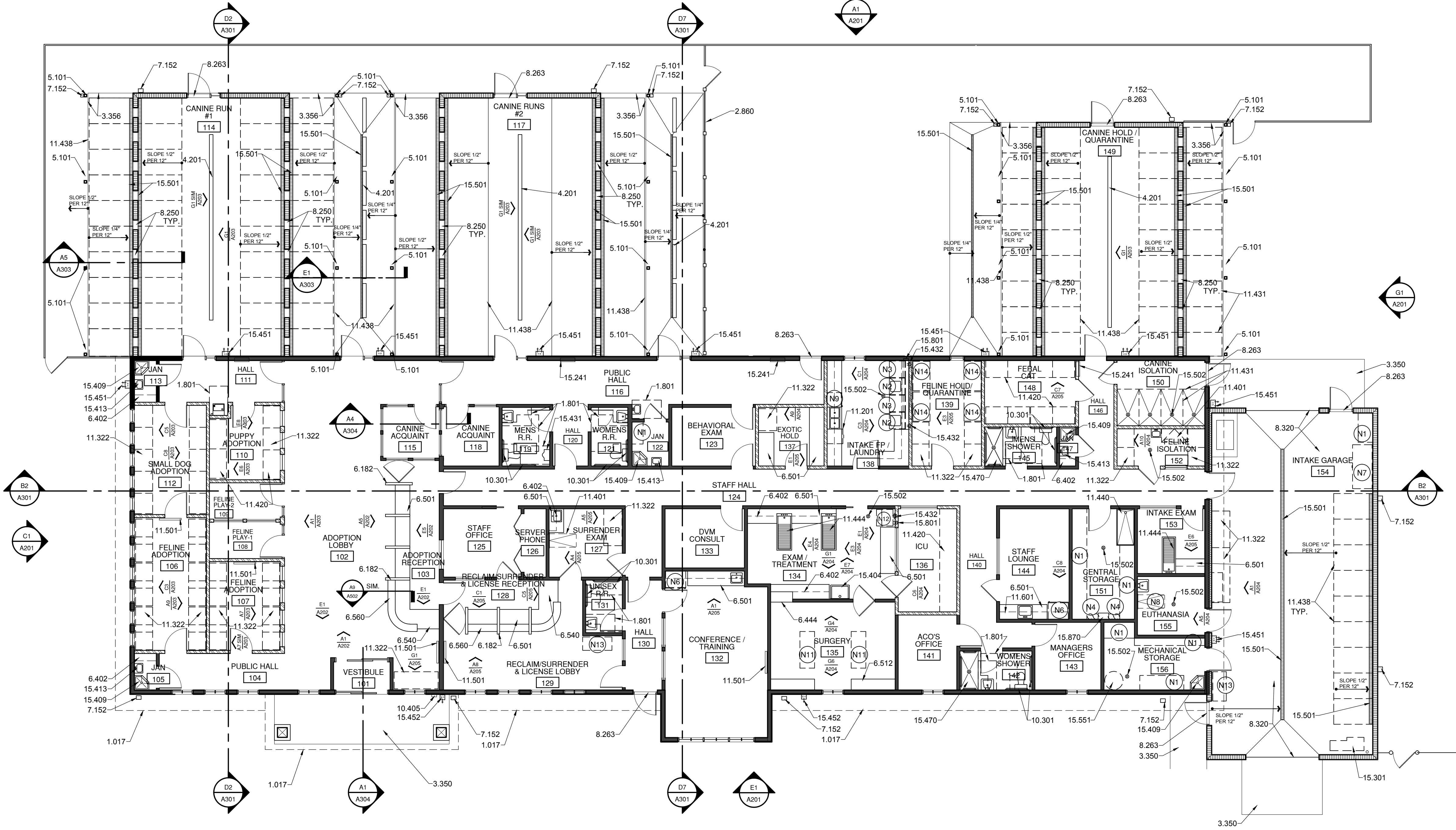
MARK NO.	REMARKS
N1	STORAGE SHELVES
N2	RESIDENTIAL WASHER
N3	RESIDENTIAL DRYER
N4	OXYGEN TANKS
N5	NOT USED
N6	FULL SIZE FRIDGE
N7	CHEST FREEZER
N8	EXISTING SURGERY TABLE
N9	UNDERCOUNTER FRIDGE
N10	ROLLING GURNEY
N11	SURGERY TABLE
N12	STACKING WASHER / DRYER
N13	SCALE
N14	EXISTING ROLLING CAGE BANK

GENERAL NOTES

- A. ALL CASEWORK TO HAVE PLASTIC LAMINATE FINISH, U.N.O.
- B. ALL EXPOSED COUNTERTOP CORNERS TO HAVE 2" RADIUS.
- C. ALL EXPOSED COUNTERTOPS TO BE FACED WITH PVC EDGEBANDING.
- D. ALL RUN AND CAGE BANK DIMENSIONS TO BE VERIFIED BEFORE INSTALLATION.
- E. GROMMET LOCATIONS IN COUNTERTOPS TO BE VERIFIED WITH OWNER.
- F. PROVIDE BLOCKING IN WALL FOR ALL WALL MOUNTED EQUIPMENT.
- G. ALL EXPOSED OUTSIDE CORNERS OF INTERIOR WALLS SHALL HAVE CORNER GUARDS.
- H. AT ALL VERTICAL TILE APPLICATIONS, INSTALL 'SCHLUTER' STRIPS ON OUTSIDE CORNERS.

REFERENCE KEYNOTES

- DIVISION 01 - GENERAL REQUIREMENTS
 - 1.017 - LINE OF ROOF OVERHANG ABOVE
 - 1.801 - ADA TURNING CLEARANCE
- DIVISION 02 - SITE CONSTRUCTION
 - 2.860 - 6" HIGH VINYL FENCE
- DIVISION 03 - CONCRETE
 - Z -
 - E - CONCRETE SIDEWALK
 - 3.356 - CONCRETE CURB
 - 3.357 - CONCRETE PAD
- DIVISION 04 - MASONRY
 - 4.201 - CONCRETE MASONRY UNIT, SEE STRUCTURAL
- DIVISION 05 - METALS
 - 5.101 - STEEL COLUMN - SEE STRUCTURAL
- DIVISION 06 - WOOD AND PLASTICS
 - 6.182 - PARTIAL HEIGHT INTERIOR PARTITION WALL
 - 6.402 - PLASTIC LAMINATE WALL CABINET
 - 6.444 - PLASTIC LAMINATE PASS-THRU CABINET
 - 6.501 - PLASTIC LAMINATE COUNTERTOP
 - 6.512 - 18" DEEP PLASTIC LAMINATE COUNTERTOP
 - 6.560 - SOLID SURFACE COUNTERTOP
- DIVISION 07 - THERMAL AND MOISTURE PROTECTION
 - 7.152 - DOWNSPOUT
- DIVISION 08 - OPENINGS
 - 8.250 - GUILLOTINE DOOR: O.F.C.I.
 - 8.263 - ANCHORED METAL THRESHOLD SET IN A BED OF SEALANT
 - 8.320 - OVERHEAD DOOR: AUTOMATIC
- DIVISION 09 - FINISHES
- DIVISION 10 - SPECIALTIES
 - 10.301 - GRAB BAR - SEE SHEET A501 FOR SIZES AND LOCATIONS - PROVIDE BACKING
 - 10.405 - KNOX BOX
- DIVISION 11 - EQUIPMENT
 - 11.201 - DISHWASHER - O.F.C.I.
 - 11.322 - ROLLING CAGE BANK: O.F.C.I.
 - 11.401 - SST. FOLDING EXAM TABLE - O.F.C.I.
 - 11.420 - CAGE BANK - O.F.C.I.
 - 11.431 - SST. RUN GATE AND PARTITIONS - O.F.C.I.
 - 11.438 - SST. RUN GATE - O.F.C.I.
 - 11.440 - SST. BATHING TUB - O.F.C.I.
 - 11.444 - 5' SST. SHALLOW TUB TABLE - O.F.C.I.
 - 11.501 - T.V. MOUNT FOR O.F.C.I. T.V.
 - 11.601 - ADA HEIGHT DISHWASHER O.F.C.I.
- DIVISION 15 - MECHANICAL
 - 15.206 - MECHANICAL UNIT - SEE MECHANICAL
 - 15.301 - FIRE RISER
 - 15.402 - WALL MOUNTED SINGLE UTILITY SINK
 - 15.404 - SINGLE SCRUB SINK
 - 15.409 - MOP SINK
 - 15.413 - WALL MOUNTED HAND WASH SINK
 - 15.431 - URINAL
 - 15.432 - WASHER BOX
 - 15.451 - HOT AND COLD HOSE BIB STATION
 - 15.452 - COLD HOSE BIB STATION
 - 15.470 - ADA SHOWER
 - 15.501 - TRENCH DRAIN
 - 15.502 - FLOOR DRAIN
 - 15.551 - WATER HEATER
 - 15.801 - DRYER VENT BOX
 - 15.870 - OXYGEN MANIFOLD
 - 15.902 - FLOOR SINK, SEE PLUMBING



A1 ARCHITECTURAL FLOOR PLAN
 1/8"=1'-0"
 BUILDING AREA = 7,411 SF
 KENNEL PODS = 2,195 SF
 INTAKE GARAGE = 1,120 SF
 TOTAL 10,726 SF



LEGEND

- [Symbol] STUD PARTITION
- [Symbol] CMU WALL, SEE STRUCTURAL
- [Symbol] SOUND ISOLATION WALL (PARTITION EXTENDED TO BOTTOM OF TRUSS)

801 Lamberon Pl. NE
 Albuquerque, NM 87107
 Phone: (505) 858-0180
 Fax: (505) 858-0111
 Email: info@bdaarc.com

The documents transmitted herein are the sole Intellectual Property of BDA Architecture, P.C. Any use, reuse, or reproduction in any form without the express written consent of, and compensation to, BDA Architecture is a violation of Federal Law.

BDA

CARSON CITY ANIMAL SHELTER
 549 Airport Road
 Carson City, Nevada 89701
 City of Carson City
 Copyright, 2015, BDA ARCHITECTURE PC.

ARCHITECTURAL FLOOR PLAN

REVISION:	REV.#	DATE	COMMENTS
REVISION:			
REVISION:			
REVISION:			

REVIEWS	
INITIALS	BDA DSGN. REV.
	BDA TECH. REV.

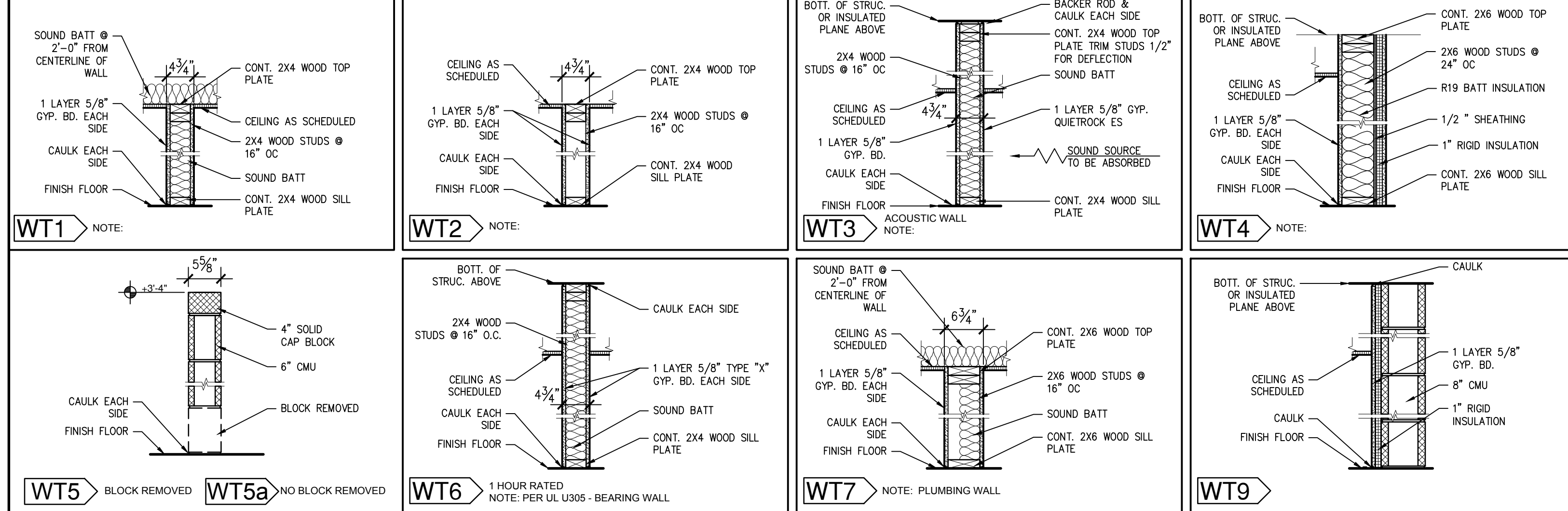
CCAS
 PROJECT NO.: 1107
 DRAWN: DGJK
 DATE: 7/23/2015

A101
 OF

Save Date: July 23, 2015 - 4:56 PM - Lawrence
 Drawing Name: G:\Arch\2015\1107-Carson City Animal Shelter\1107-A101 Architectural Floor Plan.dwg

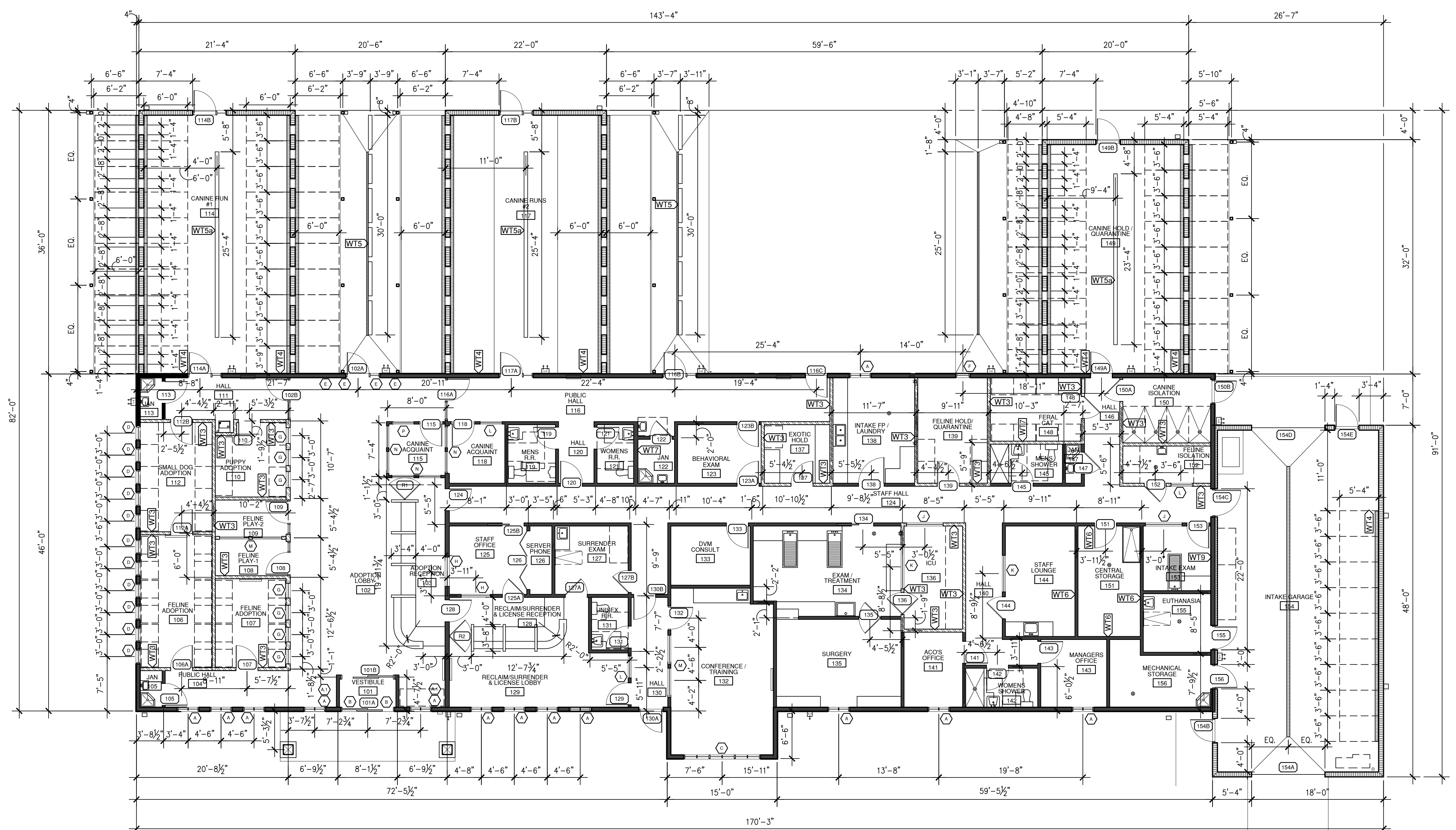
WALL TYPES

NOTE: FOR WET AREAS USE 5/8" DENSARMOR PLUS (WATERPROOF GYP. BD.) IN LIEU OF STANDARD GYP. BD.
N.T.S.




GENERAL NOTES

- A. ALL INTERIOR WALLS TO BE WALL TYPE WT1, U.N.O.
- B. ALL CASEWORK TO HAVE PLASTIC LAMINATE FINISH, U.N.O.
- C. ALL EXPOSED COUNTERTOP CORNERS TO HAVE 2" RADIUS.
- D. ALL EXPOSED COUNTERTOPS TO BE FACED WITH PVC EDGEBANDING.
- E. ALL RUN AND GAGE BANK DIMENSIONS TO BE VERIFIED BEFORE INSTALLATION.
- F. GROMMET LOCATIONS IN COUNTERTOPS TO BE VERIFIED WITH OWNER.
- G. PROVIDE BLOCKING IN WALL FOR ALL WALL MOUNTED EQUIPMENT.
- H. ALL EXPOSED OUTSIDE CORNERS OF INTERIOR WALLS SHALL HAVE CORNER GUARDS.
- I. AT ALL VERTICAL TILE APPLICATIONS, INSTALL 'SCHLUTER' STRIPS ON OUTSIDE CORNERS.
- J. WINDOW TYPES ARE INDICATED WITH SYMBOLS ON SHEET A102 AND SHEET A201. NOT ALL WINDOWS ARE SEEN IN PLAN.



A1 DIMENSION PLAN
1/8"=1'-0"



CARSON CITY ANIMAL SHELTER
549 Airport Road
Carson City, Nevada 89701
City of Carson City
Copyright, 2015, BDA ARCHITECTURE PC.

DIMENSION PLAN

REVISION	REV.#	DATE	COMMENTS
REVISION:			
REVISION:			
REVISION:			
REVISION:			

REVIEWS	
INITIALS	REVISION
-	BDA DSGN. REV.
-	BDA TECH REV.

CCAS
PROJECT NO.: 1107
DRAWN: JK
DATE: 7/23/2015

A102
OF

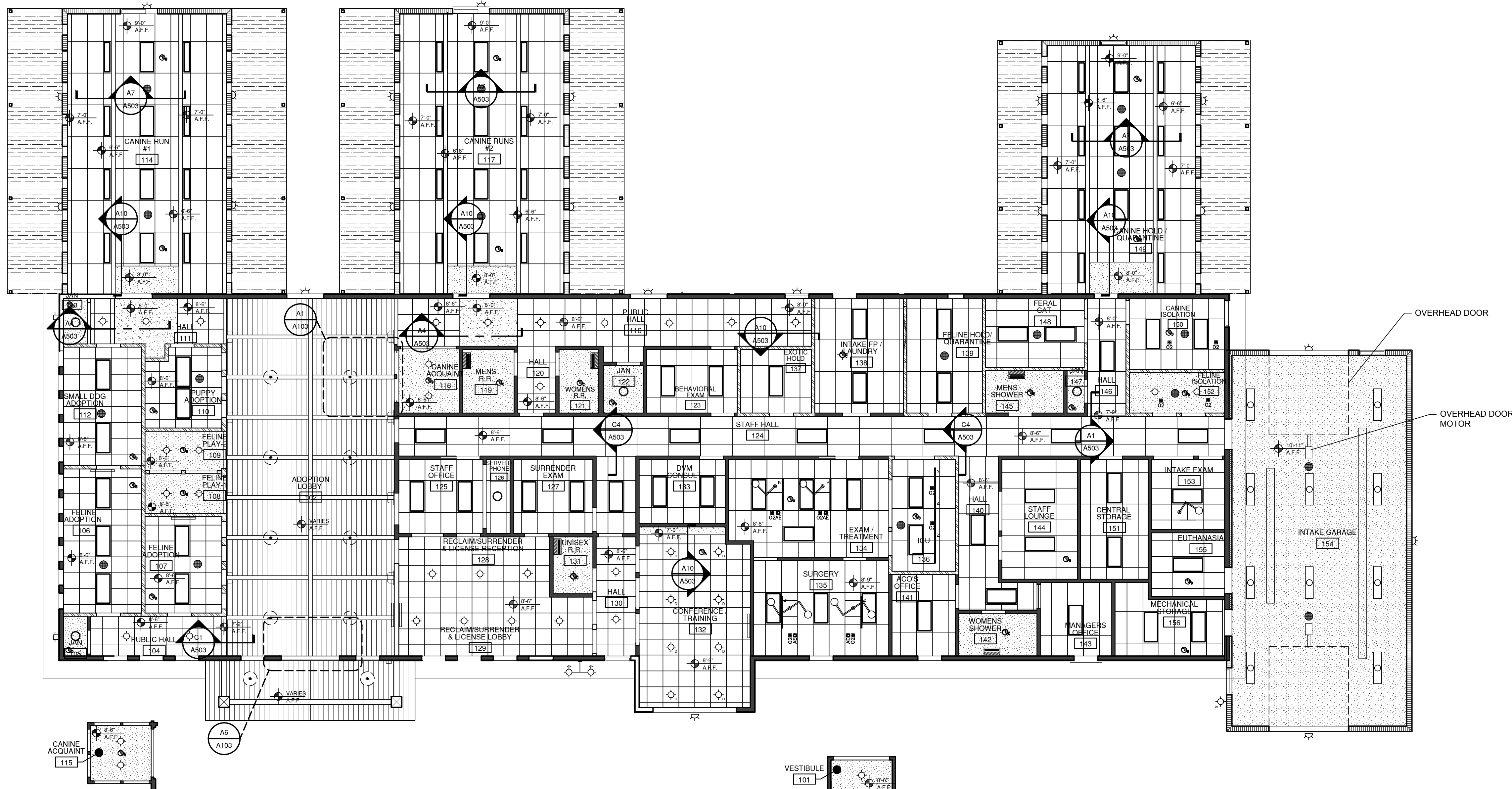
GENERAL NOTES

- A. ALL CEILING HEIGHTS 8'-0" A.F.F. U.N.O.
- B. VERIFY LOCATION AND QUANTITY OF CEILING MOUNTED I.V. TRACK SYSTEMS WITH OWNER.
- C. ALL ACOUSTIC WALLS TO EXTEND TO STRUCTURE ABOVE AND TO BE SEALED AROUND PERIMETER.
- D. ALL LIGHTS TO BE MOUNTED FLUSH WITH CEILING U.N.O.
- E. ALL EMERGENCY AND EXIT LIGHTS ARE SHOWN ON ELECTRICAL LIGHTING PLANS.

LEGEND

- ACOUSTICAL TILE CEILING SYSTEM TYPE No.1
24" X 24", ARMSTRONG, CIRRUS #584 (AT-1)
- ACOUSTICAL TILE CEILING SYSTEM TYPE No.2
24" X 48", ARMSTRONG, ULTIMA #1913 (AT-2)
- PAINTED GYPSUM BOARD CEILING.
- TECTUM CEILING PANELS
- TONGUE & GROOVE CEILING
- 2'X4' RECESSED LED LIGHT FIXTURE
- 1'X2' INDIRECT LED LIGHT FIXTURE
- 1' X 4' LED LIGHT FIXTURE
SURFACE MOUNTED
- SURFACE MOUNTED LED FIXTURE
- RECESSED MOUNTED LED FIXTURE
D - DIMMER
- LARGE PENDANT FIXTURE
- GLOBE LIGHT
- WALL PACK
- SCONCE LIGHT
- EXTERIOR WALL SCONCE LIGHT

- CEILING MOUNTED I.V. TRACK SYSTEM WITH
HOOKS BY 'INPRO CORP.' 1-(800) 437-2698
- CEILING MOUNTED SURGERY LIGHT O.F.C.I. (VERIFY
WITH OWNER EXACT TYPE, PROVIDE J-BOX IN
CEILING), MOUNT TO SECURE STRUCTURE PER
MANUFACTURERS RECOMMENDATION - SEE DTL.
- CEILING MOUNTED EXAM LIGHT O.F.C.I. (VERIFY
WITH OWNER EXACT TYPE, PROVIDE J-BOX IN
CEILING), MOUNT TO SECURE STRUCTURE PER
MANUFACTURERS RECOMMENDATION - SEE
DTL.
- AE ANESTHESIA OUTLET
- O2 OXYGEN OUTLET
- NOT USED
- 2 SPEED EXHAUST FAN (LOW SPEED
CONNECTED TO HVAC FAN UNIT, HIGH
SPEED OVERRIDE BY 'SPRING WOUND
TIMER ON WALL (6 ACH, 12 ACH)
- EXHAUST FAN INTERCONNECTED TO ROOM
LIGHT (6 ACH)
- EXHAUST FAN ON SWITCH (12 ACH)
- RECESSED CEILING MOUNTED AUDIO
SPEAKERS



A1 PARTIAL R.C.P.
1/8" = 1'-0"

A2 REFLECTED CEILING PLAN
1/8" = 1'-0"

A6 PARTIAL R.C.P.
1/8" = 1'-0"

801 Lamberon Pl. NE
 Albuquerque, NM 87107
 Phone: (505) 858-0180
 Fax: (505) 858-0111
 Email: info@bdaarc.com

The documents transmitted herein are the
 sole Intellectual Property of BDA
 Architecture, P.C. Any use, reuse, or
 reproduction in any form without the
 express written consent of, and
 compensation to, BDA Architecture is a
 violation of Federal Law.



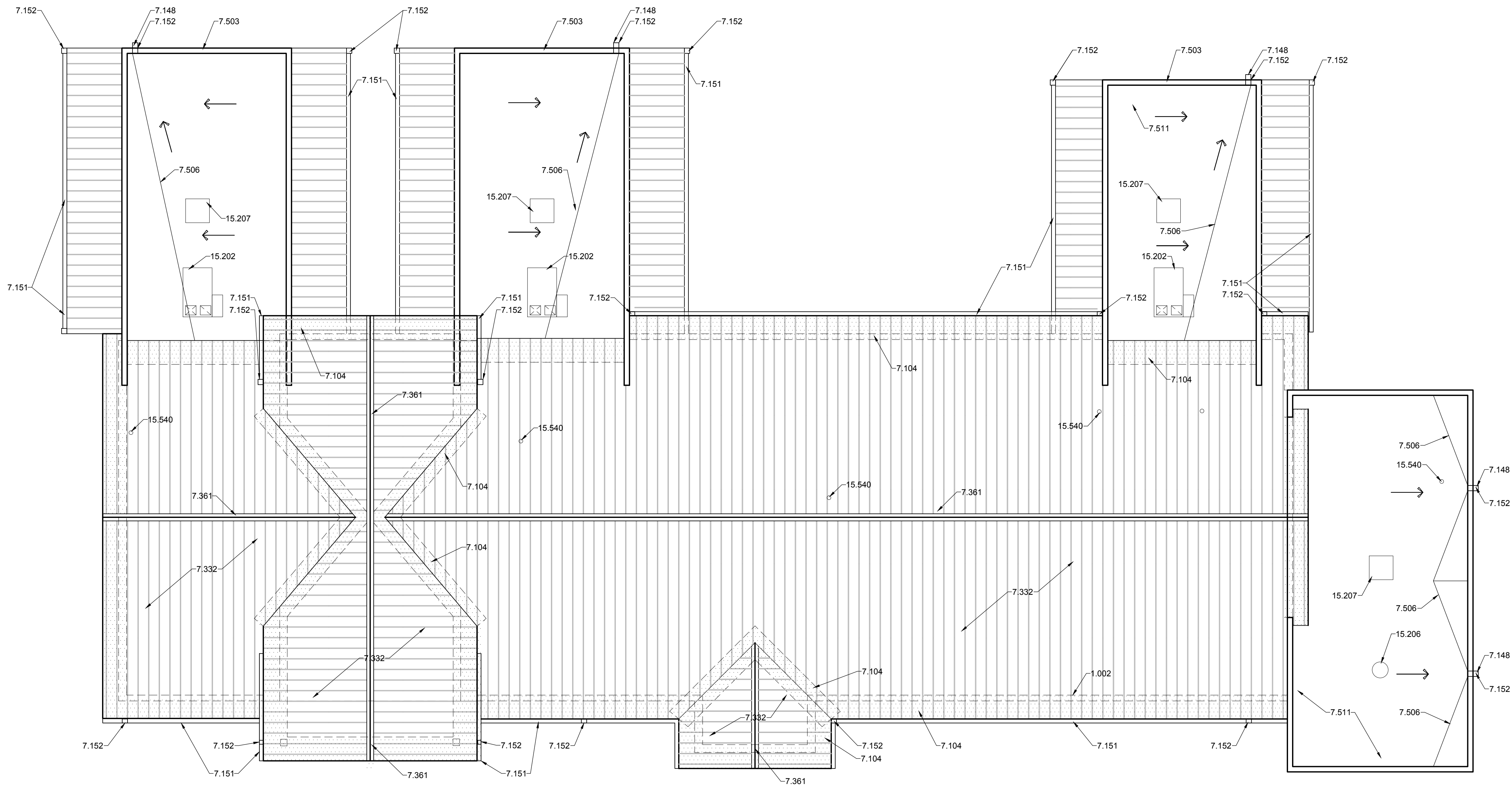
**CARSON CITY
 ANIMAL SHELTER**
 549 Airport Road
 Carson City, Nevada 89701
 City of Carson City
 Copyright, 2015, BDA ARCHITECTURE PC.

REFLECTED CEILING PLAN		
REV.#	DATE	COMMENTS

REVIEWS	
INITIALS	REVISION
	BDA DSGN. REV.
	BDA TECH. REV.

CCAS
 PROJECT NO.: 1107
 DRAWN: JW/DG
 DATE: 7/23/2015
A103
 OF

Save Date: July 23, 2015 - 4:51 PM - Lawrence
 Drawing Name: G:\Arch\2011\1107-Carson City Animal Shelter\BDA\DWGS\CD\Carson City VE\Carson City\Sheets\1107-A104-Roof Plan.dwg



A1 ROOF PLAN
 1/8"=1'-0"




REFERENCE KEYNOTES

- DIVISION 01 - GENERAL REQUIREMENTS
 1.002 - LINE OF ADJACENT WALL
- DIVISION 07 - THERMAL AND MOISTURE PROTECTION
 7.104 - ICE AND WATER SHIELD
 7.148 - SCUPPER
 7.151 - ROOF GUTTER
 7.152 - DOWNSPOUT
 7.332 - METAL ROOF PANEL
 7.361 - RIDGE VENT
 7.503 - PARAPET CAP
 7.506 - CRICKET
 7.511 - EPDM ROOFING: FELT BACKING
- DIVISION 15 - MECHANICAL
 15.202 - ROOF TOP UNIT - SEE MECHANICAL
 15.207 - EVAPORATIVE COOLER - SEE MECHANICAL

801 Lamberon Pl. NE
 Albuquerque, NM 87107
 Phone: (505) 858-0180
 Fax: (505) 858-0111
 Email: info@bdaarc.com

The documents transmitted herein are the sole Intellectual Property of BDA Architecture, P.C. Any use, reuse, or reproduction in any form without the express written consent of, and compensation to, BDA Architecture is a violation of Federal Law.



CARSON CITY ANIMAL SHELTER
 549 Airport Road
 Carson City, Nevada 89701
 City of Carson City
 Copyright, 2015, BDA ARCHITECTURE PC.

ROOF PLAN

REV.#	DATE	COMMENTS
REVISION:		
REVISION:		
REVISION:		
REVISION:		

REVIEWS	
INITIALS	
-	BDA DSGN. REV.
-	BDA TECH REV.

CCAS
 PROJECT NO.: 1107
 DRAWN: MLLJK
 DATE: 7/23/2015
A104
 OF

Save Date: July 23, 2015 - 4:55 PM - Lawrence
 Drawing Name: G:\Arch\2011\1107 Carson City Animal Shelter\1107 A201 Exterior Elevations.dwg

GENERAL NOTES

A. ALL EXPOSED WOOD TRIM TO BE STAINED WS1 (BRIGHT CHERRY SW3109-P)

EXTERIOR FINISHES

PAINT: P7 - EPOXY PAINT, KILIM BEIGE SW6106

GENERAL: G2 - METAL ROOFING, CHESTNUT
 G3 - FIBER CEMENT SIDING, MONTEREY TAUPE
 G4 - SPLIT FACE CMU SCORED HALFWAY
 G5 - SMOOTH FACE CMU BLOCK


REFERENCE KEYNOTES

- DIVISION 04 - MASONRY
- 4.205 - SPLIT FACE CMU SCORED HALFWAY AT 8"
 - 4.208 - SMOOTH FACE CONCRETE MASONRY UNIT
 - 4.450 - MANUFACTURED STONE VENEER
- DIVISION 06 - WOOD AND PLASTICS
- 6.202 - ARCHITECTURAL TRIM
 - 6.261 - EXPOSED WOOD POST
 - 6.266 - EXPOSED WOOD TRUSS
- DIVISION 07 - THERMAL AND MOISTURE PROTECTION
- 7.151 - ROOF GUTTER
 - 7.152 - DOWNSPOUT
 - 7.331 - METAL ROOF PANEL SYSTEM
 - 7.362 - GABLE VENT
 - 7.421 - HARDI BOARD SIDING
 - 7.423 - HARDI BOARD SHAKE PANEL
- DIVISION 10 - SPECIALTIES
- 10.122 - 8" STAINLESS STEEL LETTERS ON STANDOFFS
- DIVISION 15 - MECHANICAL
- 15.817 - EXHAUST VENT
- DIVISION 16 - ELECTRICAL
- 16.503 - PENDANT LIGHT FIXTURE
 - 16.511 - LIGHT FIXTURE
 - 16.522 - WALL MOUNTED DOWN-LIGHT FIXTURE
 - 16.526 - WALL SCONCE LIGHT FIXTURE

801 Lamberon Pl. NE
 Albuquerque, NM 87107
 Phone: (505) 858-0180
 Fax: (505) 858-0111
 Email: info@bdaarc.com

The documents transmitted herein are the sole intellectual property of BDA Architecture, P.C. Any use, reuse, or reproduction in any form without the express written consent of, and compensation to, BDA Architecture is a violation of federal law.

BDA



CARSON CITY ANIMAL SHELTER
 549 Airport Road
 Carson City, Nevada 89701
 City of Carson City
 Copyright, 2015, BDA ARCHITECTURE PC.

EXTERIOR ELEVATIONS

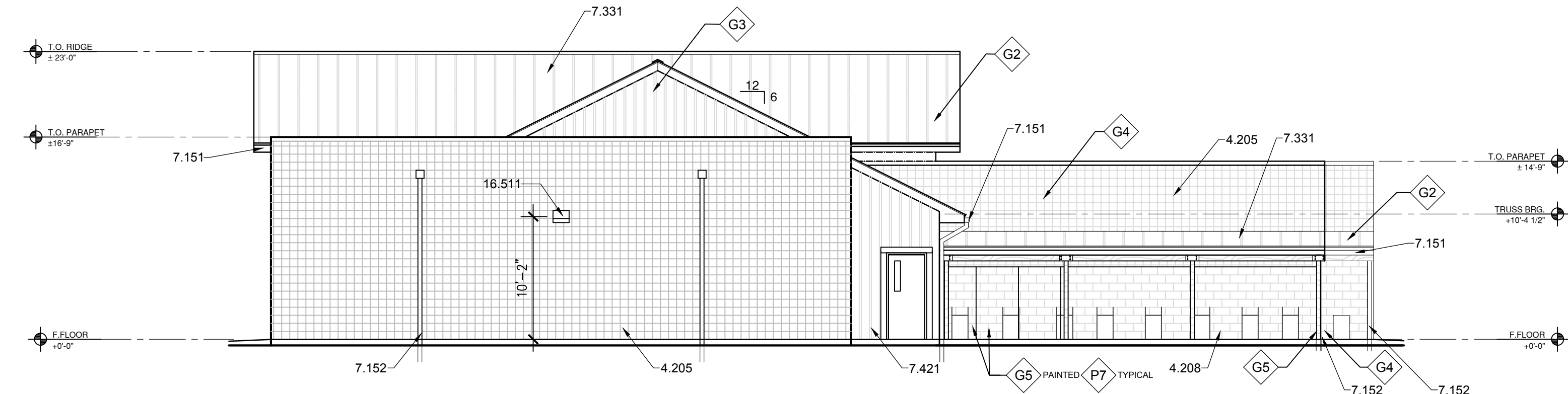
REVISION:	DATE	COMMENTS

REVIEWS

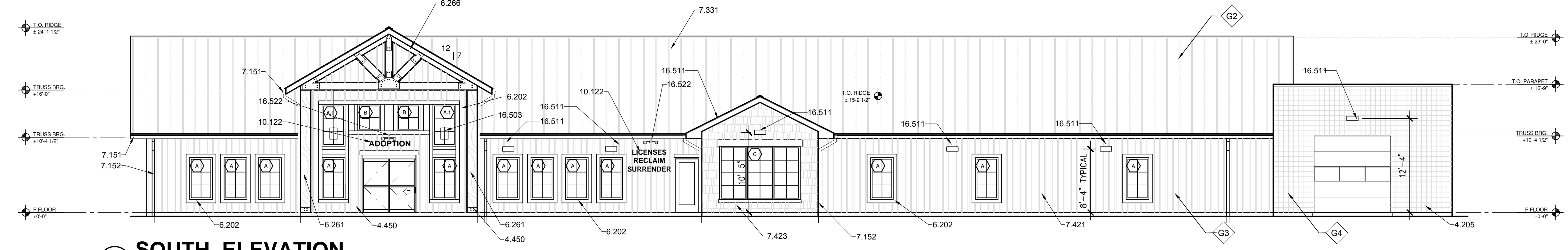
INITIALS	REVISION:
	BDA DSGN. REV.
	BDA TECH. REV.

CCAS
 PROJECT NO.: 1107
 DRAWN: DGJW
 DATE: 7/23/2015

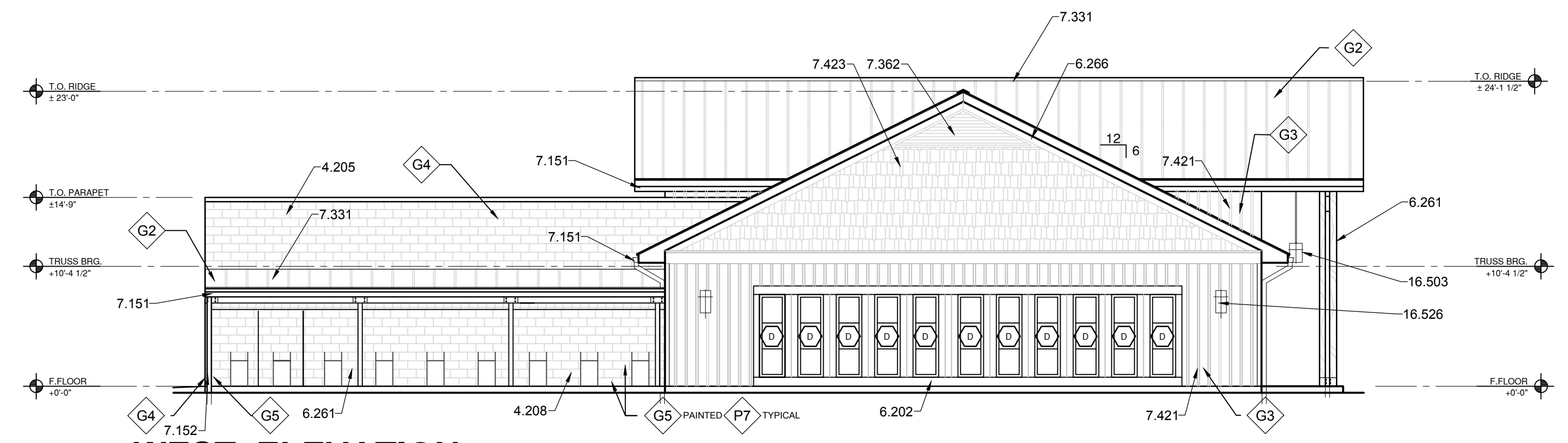
A201
 OF



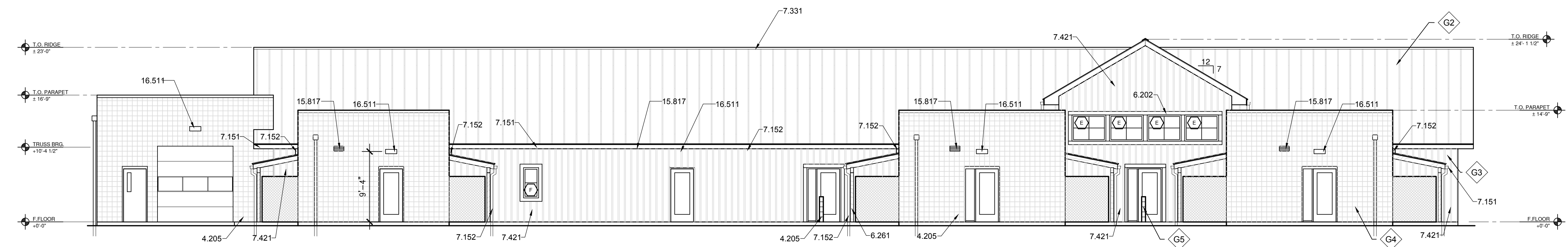
G1 EAST ELEVATION
 1/8" = 1'-0"



E1 SOUTH ELEVATION
 1/8" = 1'-0"

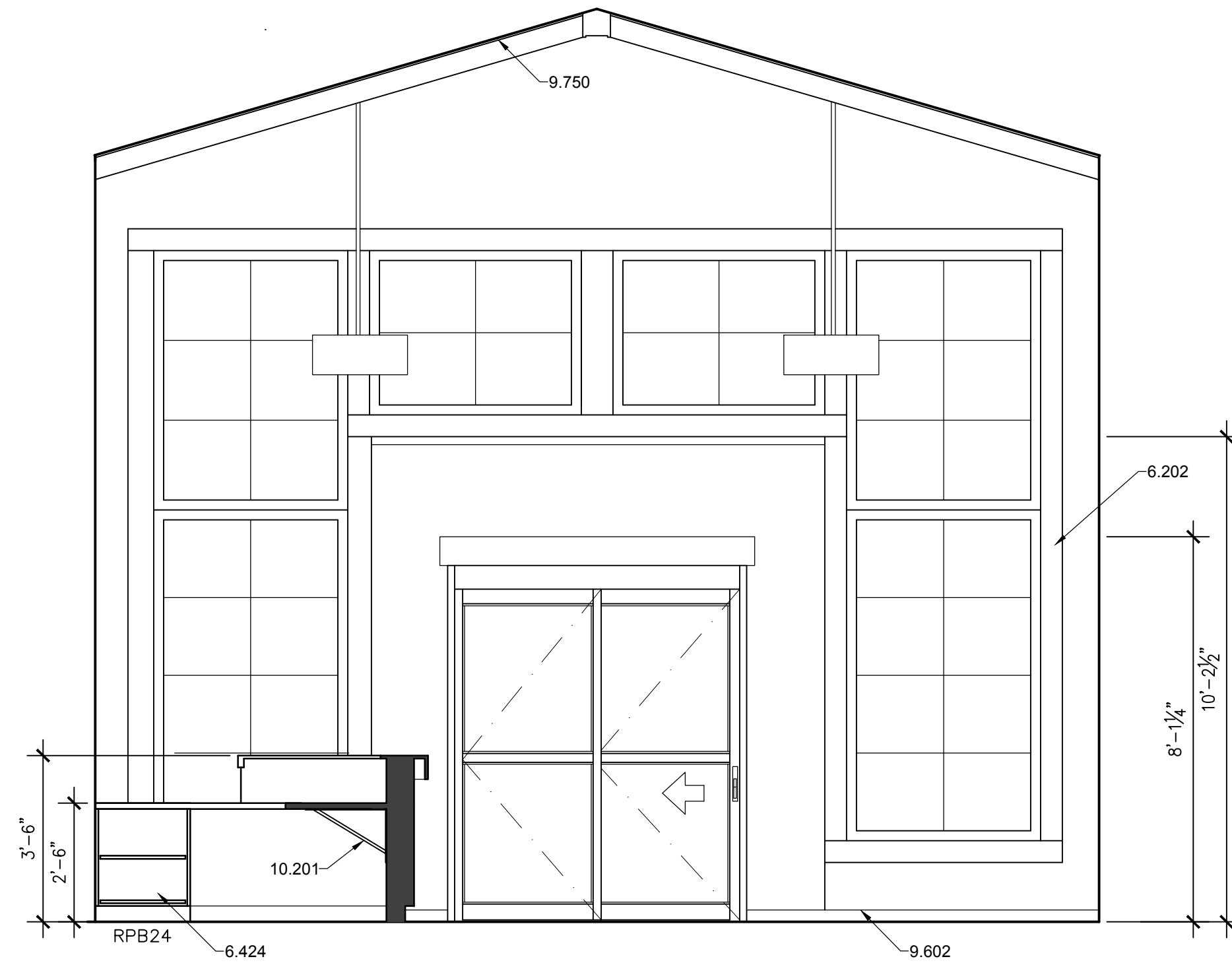


C1 WEST ELEVATION
 1/8" = 1'-0"

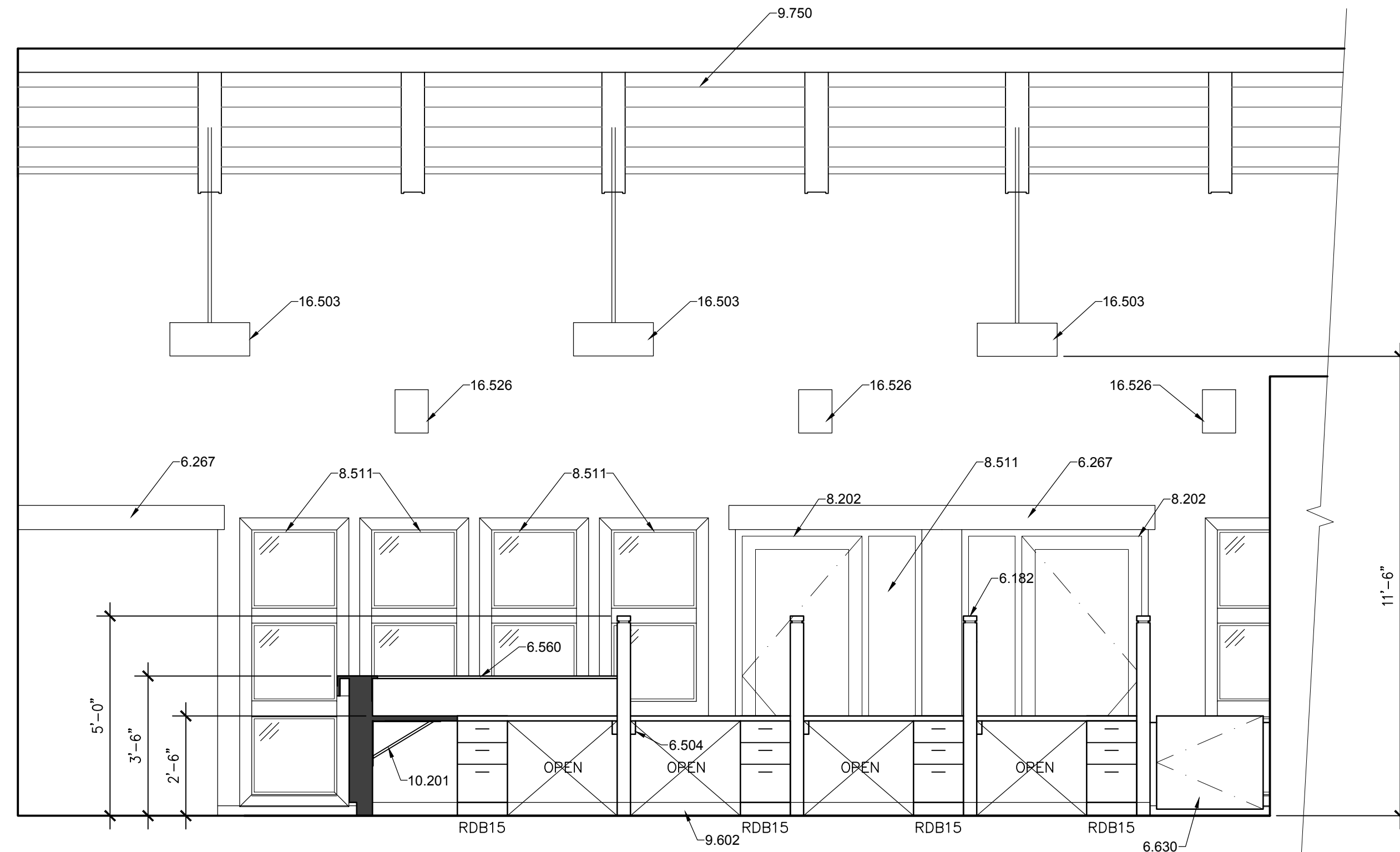


A1 NORTH ELEVATION
 1/8" = 1'-0"

Save Date: July 23, 2015 - 4:09 PM - Lawrence
 Drawing Name: G:\Arch\2011\1107-Carson City Animal Shelter\BDA\DWGS\CDs\Carson City VE\Carson City\Sheets\1107-A202 Interior Elevations.dwg



E1 ADOPTION LOBBY/RECEPTION #103
 3/8" = 1'-0"



E5 ADOPTION LOBBY/RECEPTION #103
 3/8" = 1'-0"

GENERAL NOTES


- A. ALL CASEWORK TO HAVE PLASTIC LAMINATE FINISH, U.N.O.
- B. ALL EXPOSED COUNTERTOP CORNERS TO HAVE 2" RADIUS.
- C. ALL EXPOSED COUNTERTOPS TO BE FACED WITH PVC EDGEBANDING.
- D. ALL RUN AND GAGE BANK DIMENSIONS TO BE VERIFIED BEFORE INSTALLATION.
- E. GROMMET LOCATIONS IN COUNTERTOPS TO BE VERIFIED WITH OWNER.
- F. PROVIDE BLOCKING IN WALL FOR ALL WALL MOUNTED EQUIPMENT.
- G. ALL EXPOSED OUTSIDE CORNERS OF INTERIOR WALLS SHALL HAVE CORNER GUARDS.
- H. AT ALL VERTICAL TILE APPLICATIONS, INSTALL 'SCHLUTER' STRIPS ON OUTSIDE CORNERS.
- I. SEE I-SHEETS FOR FINISHES.

REFERENCE KEYNOTES

- DIVISION 06 - WOOD AND PLASTICS**
- 6.182 - PARTIAL HEIGHT INTERIOR PARTITION WALL
 - 6.202 - ARCHITECTURAL TRIM
 - 6.266 - EXPOSED WOOD TRUSS
 - 6.267 - DECORATIVE WOOD HEADER
 - 6.424 - PLASTIC LAMINATE PRINTER CABINET
 - 6.490 - PLASTIC LAMINATE FACE
 - 6.504 - PLASTIC LAMINATE COUNTERTOP SUPPORT
 - 6.560 - SOLID SURFACE COUNTERTOP
 - 6.630 - PLASTIC LAMINATE GATE
- DIVISION 08 - OPENINGS**
- 8.202 - DOOR AND FRAME AS SCHEDULED
 - 8.511 - INTERIOR WINDOW
- DIVISION 09 - FINISHES**
- 9.513 - CERAMIC TILE FACE
 - 9.602 - BASE AS SCHEDULED
 - 9.750 - TONGUE AND GROOVE WOOD CEILING
- DIVISION 10 - SPECIALTIES**
- 10.201 - KV BRACKET
- DIVISION 16 - ELECTRICAL**
- 16.503 - PENDANT LIGHT FIXTURE
 - 16.526 - WALL SCONCE LIGHT FIXTURE

801 Lamberon Pl. NE
 Albuquerque, NM 87107
 Phone: (505) 858-0180
 Fax: (505) 858-0111
 Email: info@bdaarc.com

The documents transmitted herein are the sole Intellectual Property of BDA Architecture, P.C. Any use, reuse, or reproduction in any form without the express written consent of, and compensation to, BDA Architecture is a violation of Federal Law.



CARSON CITY ANIMAL SHELTER
 549 Airport Road
 Carson City, Nevada 89701
 City of Carson City
 Copyright © 2015, BDA ARCHITECTURE PC.

INTERIOR ELEVATIONS

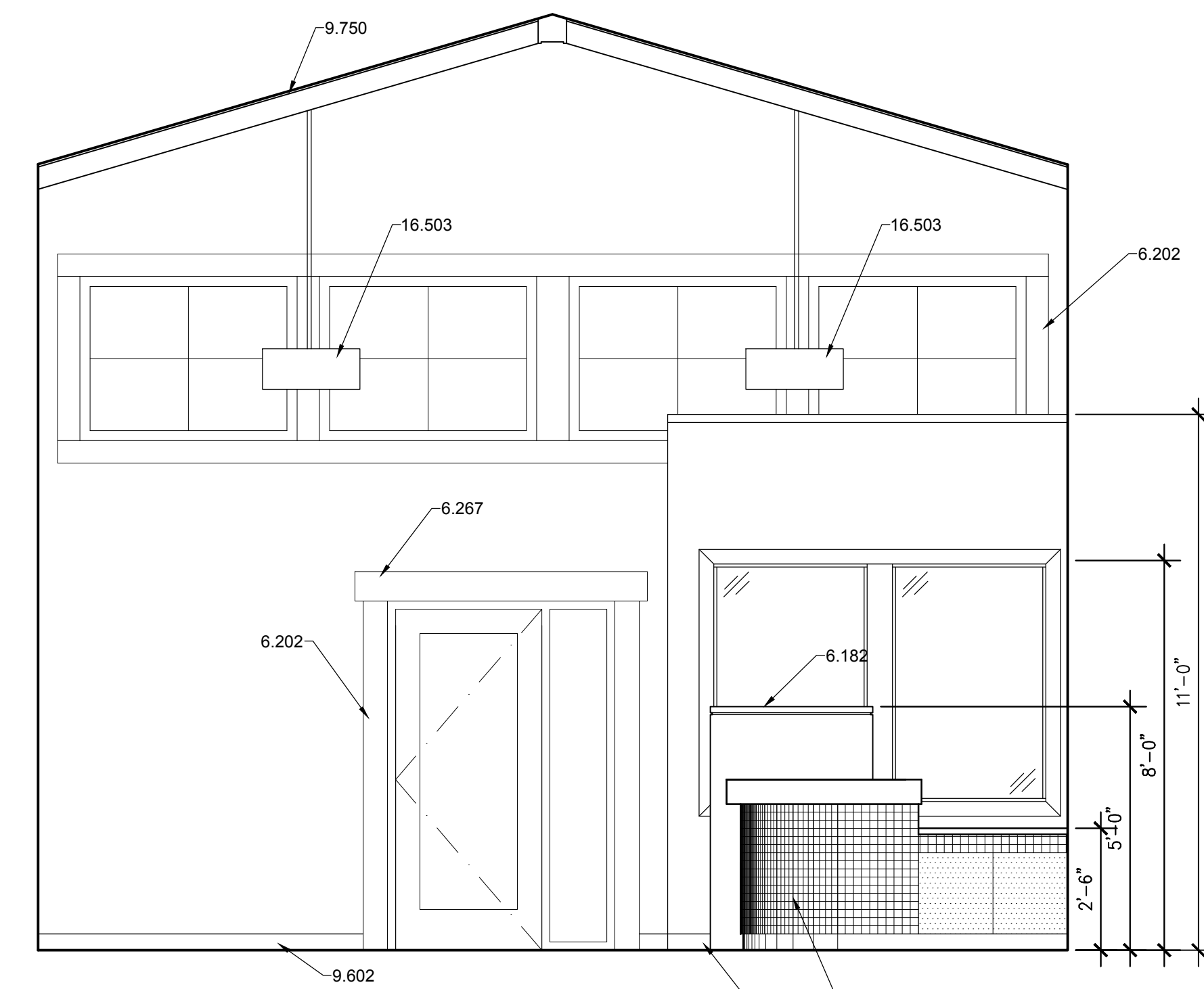
REV.#	DATE	COMMENTS

REVIEWS

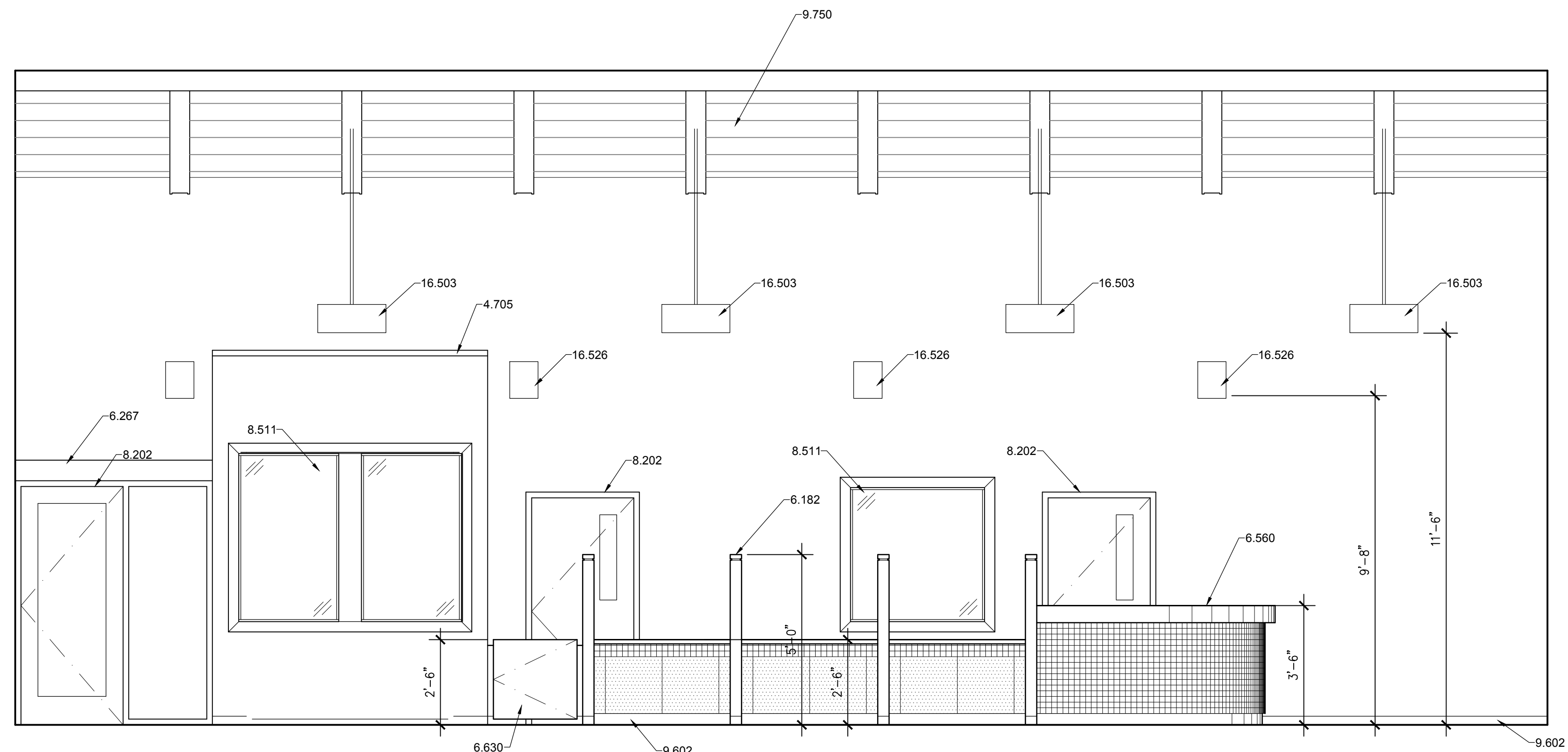
INITIALS	BDA DSGN. REV.	BDA TECH REV.

CCAS
 PROJECT NO.: 1107
 DRAWN: RV/MLL
 DATE: 7/23/2015

A202
 OF

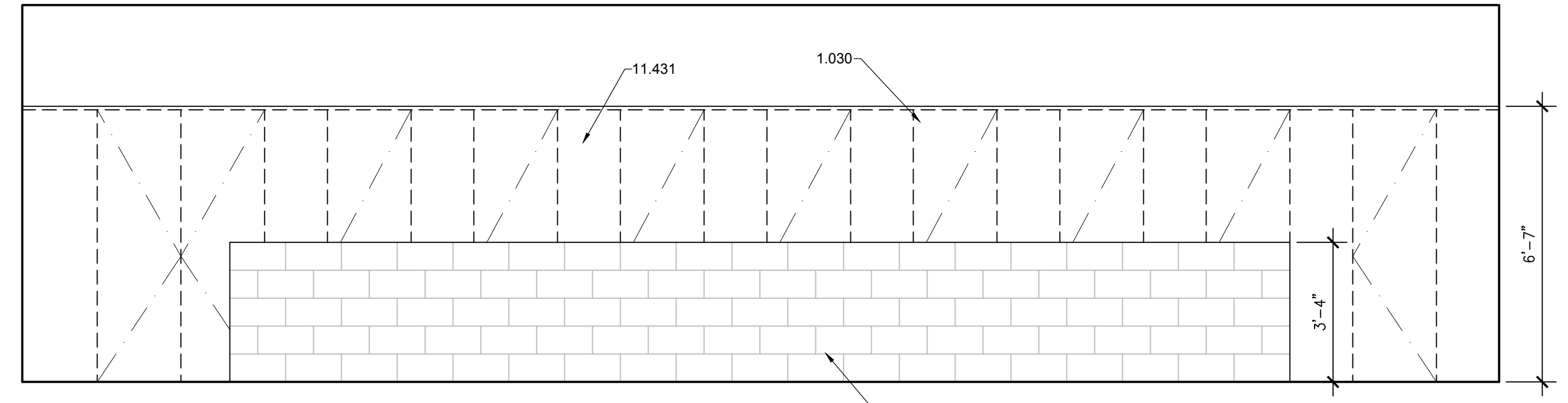


A1 ADOPTION LOBBY #102
 3/8" = 1'-0"



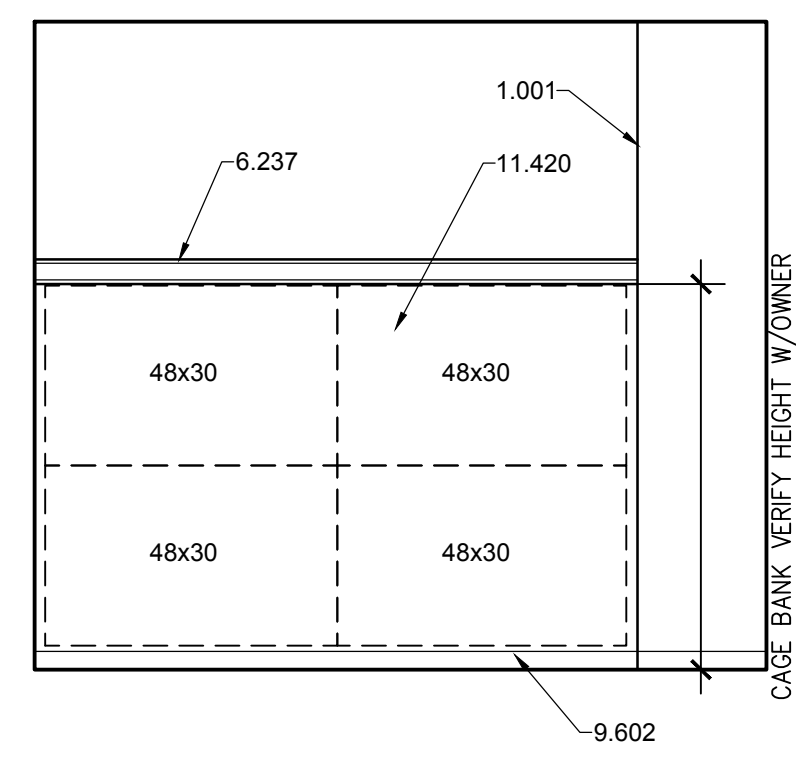
A5 ADOPTION LOBBY #102
 3/8" = 1'-0"

Save Date: July 23, 2015 - 4:49 PM - Lawrence
 Drawing Name: G:\Arch\2015\1107-Carson City Animal Shelter\BDA\DWGS\CD\Carson City VE\Carson City\Sheets\1107-A203 Interior Elevations.dwg

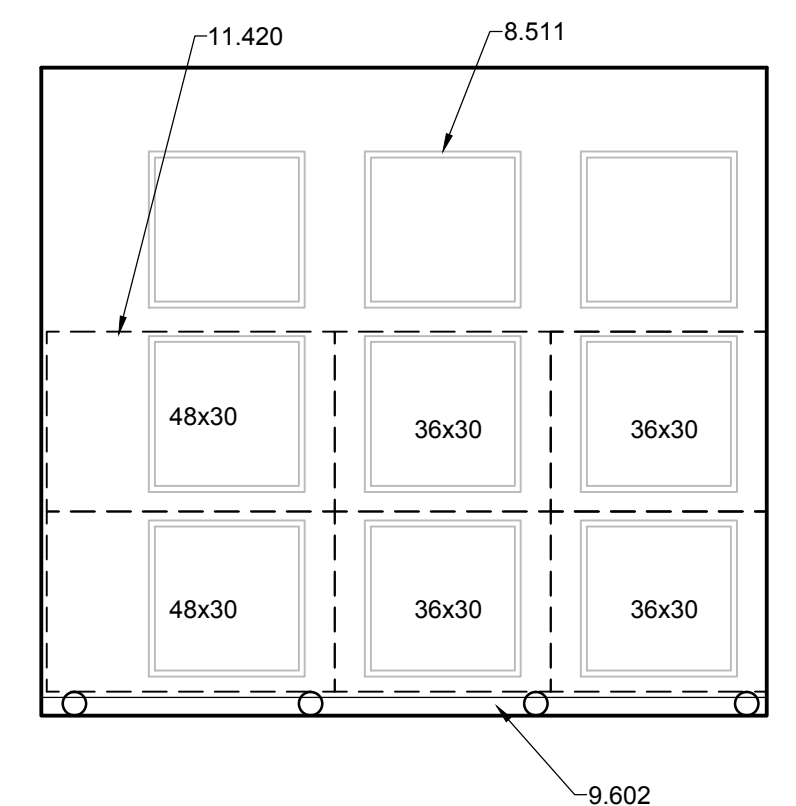


G1 CANINE RUNS #114
 3/8" = 1'-0"

G6 NOT USED
 3/8" = 1'-0"



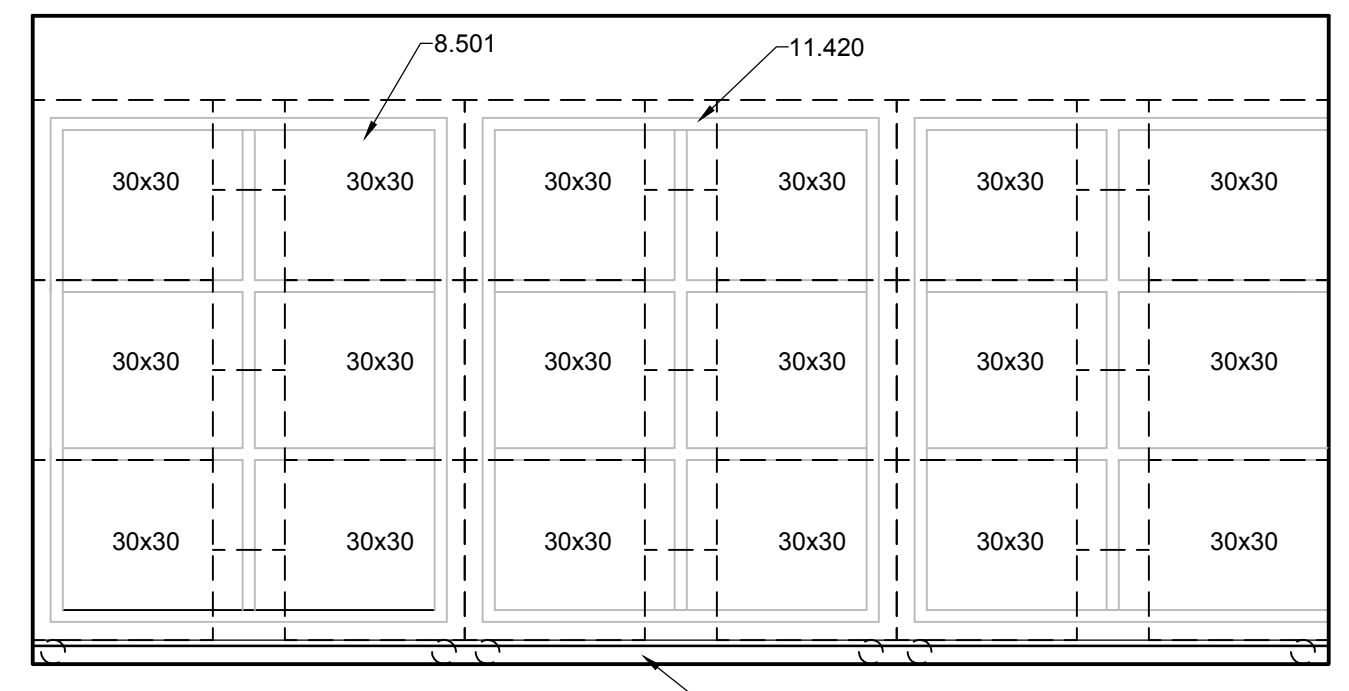
E6 PUPPY ADOPTION #110
 3/8" = 1'-0"



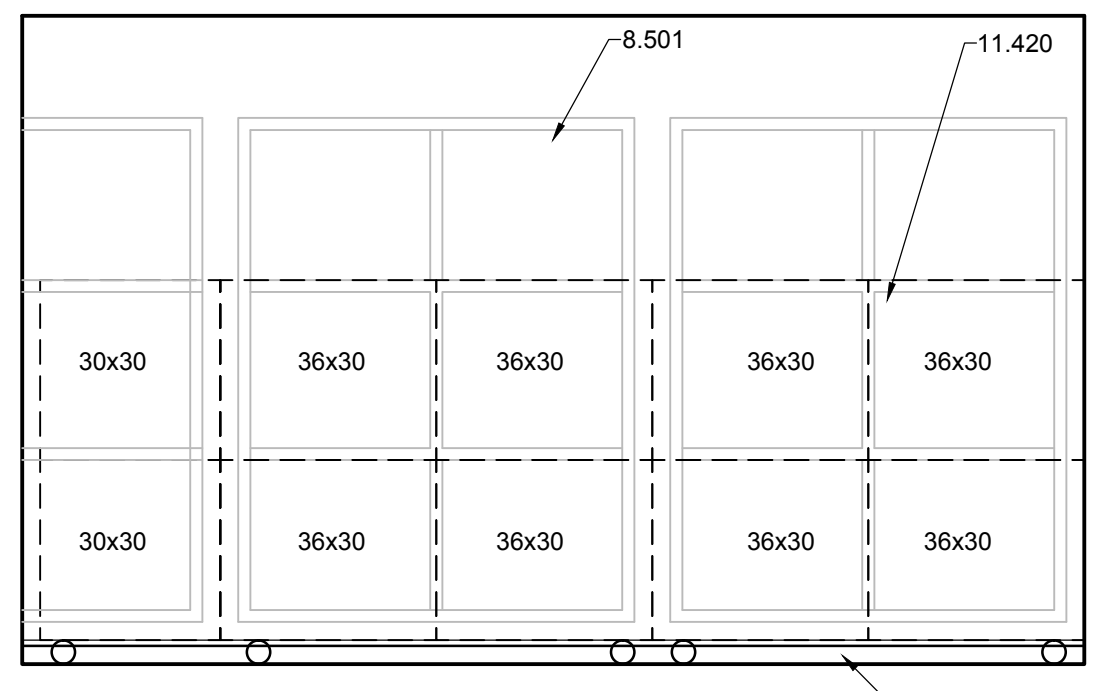
E8 PUPPY ADOPTION #110
 3/8" = 1'-0"

E1 NOT USED
 3/8" = 1'-0"

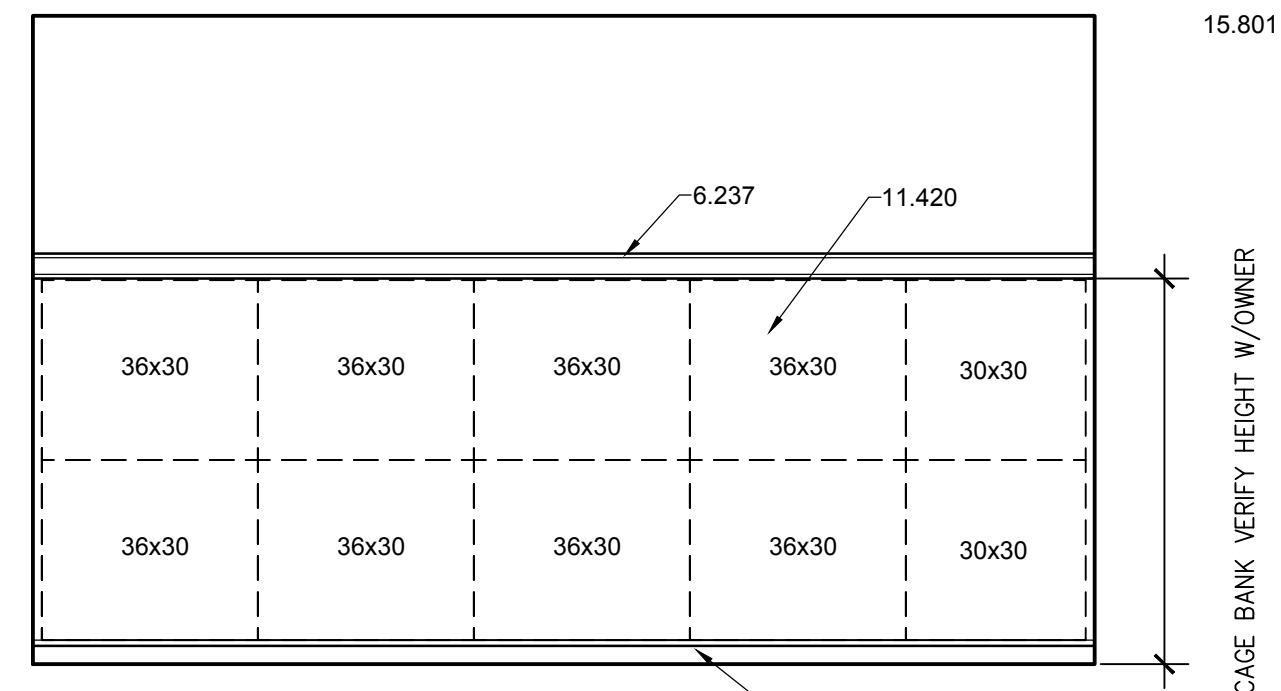
E4 NOT USED
 3/8" = 1'-0"



C3 FELINE ADOPTION #106
 3/8" = 1'-0"

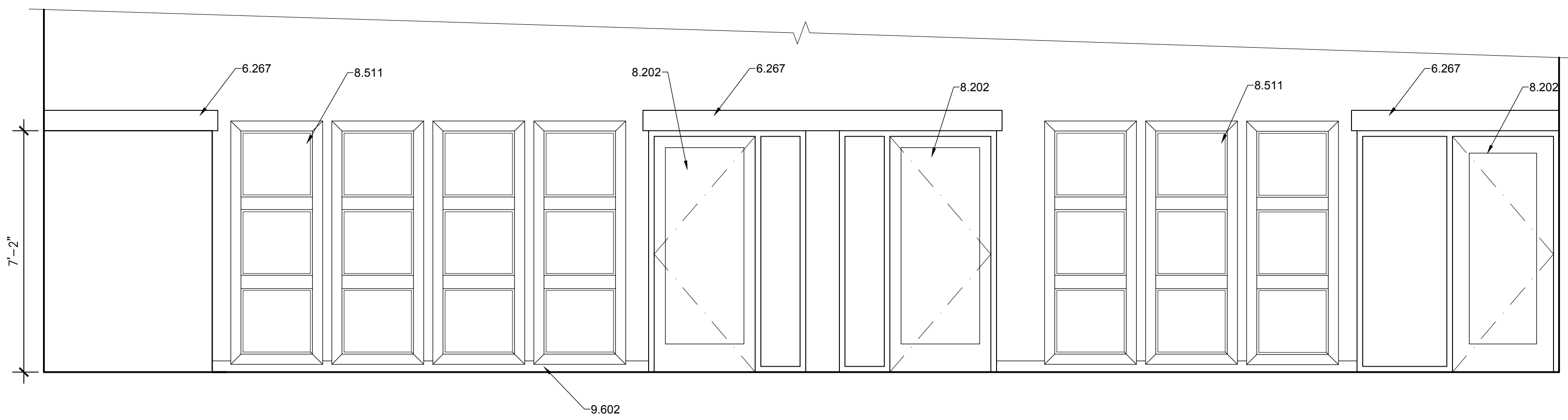


C5 SMALL DOG ADOPTION #112
 3/8" = 1'-0"

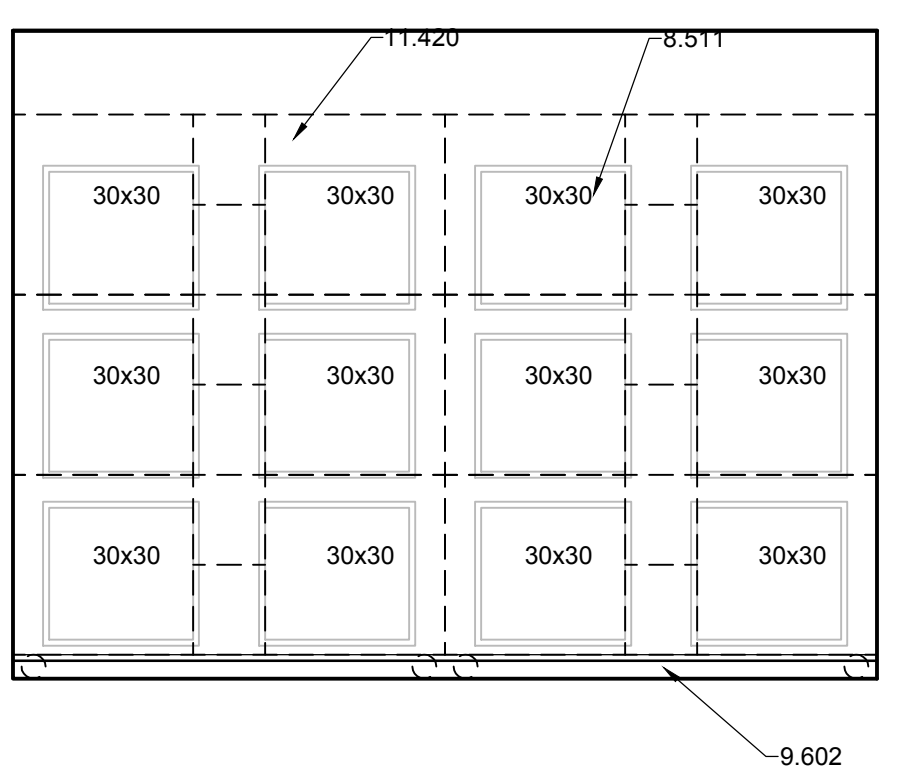


C8 SMALL DOG ADOPTION #112
 3/8" = 1'-0"

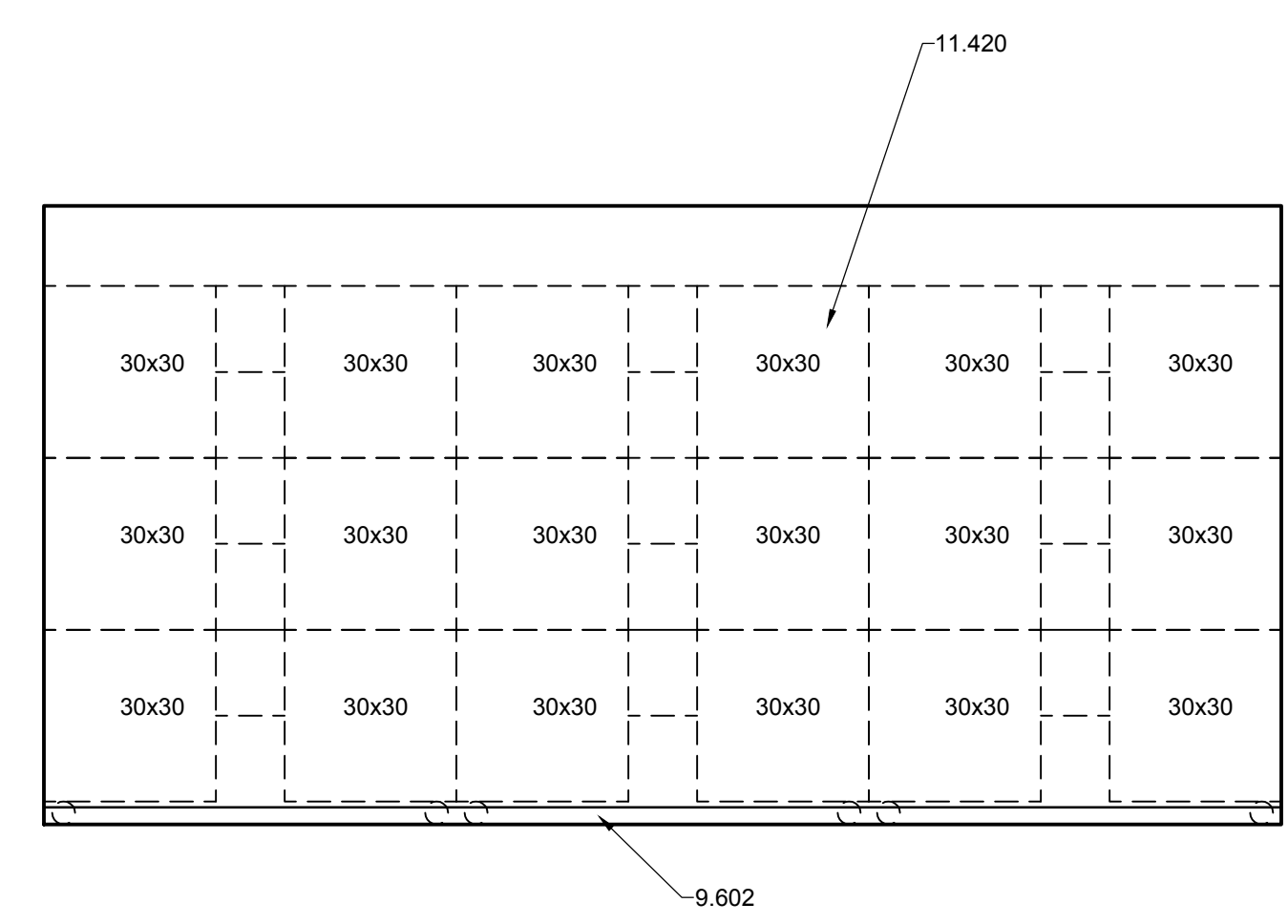
C1 NOT USED
 3/8" = 1'-0"



A1 ADOPTION LOBBY #102
 3/8" = 1'-0"



A7 FELINE ADOPTION #107
 3/8" = 1'-0"



A9 FELINE ADOPTION #106
 3/8" = 1'-0"

GENERAL NOTES

- A. ALL CASEWORK TO HAVE PLASTIC LAMINATE FINISH, U.N.O.
- B. ALL EXPOSED COUNTERTOP CORNERS TO HAVE 2" RADIUS.
- C. ALL EXPOSED COUNTERTOPS TO BE FACED WITH PVC EDGEBANDING.
- D. ALL RUN AND CAGE BANK DIMENSIONS TO BE VERIFIED BEFORE INSTALLATION.
- E. GROMMET LOCATIONS IN COUNTERTOPS TO BE VERIFIED WITH OWNER.
- F. PROVIDE BLOCKING IN WALL FOR ALL WALL MOUNTED EQUIPMENT.
- G. ALL EXPOSED OUTSIDE CORNERS OF INTERIOR WALLS SHALL HAVE CORNER GUARDS.
- H. AT ALL VERTICAL TILE APPLICATIONS, INSTALL 'SCHLUTER' STRIPS ON OUTSIDE CORNERS.

REFERENCE KEYNOTES

- DIVISION 01 - GENERAL REQUIREMENTS
 - 1.030 - SOFFIT
- DIVISION 04 - MASONRY
 - 4.230 - PARTIAL HEIGHT CMU PARTITION
- DIVISION 06 - WOOD AND PLASTICS
 - 6.237 - WOOD SHELF WITH MELAMINE TOP
 - 6.267 - DECORATIVE WOOD HEADER
 - 6.401 - PLASTIC LAMINATE BASE CABINET
 - 6.404 - PLASTIC LAMINATE ADJUSTABLE SHELVES
 - 6.501 - PLASTIC LAMINATE COUNTERTOP
 - 6.503 - 4" HIGH PLASTIC LAMINATE BACKSPLASH
- DIVISION 08 - OPENINGS
 - 8.202 - DOOR AND FRAME AS SCHEDULED
 - 8.501 - EXTERIOR WINDOW
 - 8.511 - INTERIOR WINDOW
- DIVISION 09 - FINISHES
 - 9.602 - BASE AS SCHEDULED
- DIVISION 11 - EQUIPMENT
 - 11.141 - FULL SIZE WASHER - N.I.C.
 - 11.142 - FULL SIZE DRYER - N.I.C.
 - 11.151 - UNDER COUNTER REFRIGERATOR - N.I.C.
 - 11.201 - DISHWASHER - O.F.C.I.
 - 11.420 - CAGE BANK - O.F.C.I.
 - 11.431 - SST. RUN GATE AND PARTITIONS - O.F.C.I.
- DIVISION 12 - FURNISHINGS
 - 12.508 - FOOD STORAGE BIN - N.I.C.
- DIVISION 15 - MECHANICAL
 - 15.432 - WASHER BOX
 - 15.801 - DRYER VENT BOX

801 Lamberon Pl. NE
 Albuquerque, NM 87107
 Phone: (505) 858-0180
 Fax: (505) 858-0111
 Email: info@bdaarc.com

The documents transmitted herein are the sole Intellectual Property of BDA Architecture, P.C. Any use, reuse, or reproduction in any form without the express written consent of, and compensation to, BDA Architecture is a violation of Federal law.

BDA



CARSON CITY ANIMAL SHELTER
 549 Airport Road
 Carson City, Nevada 89701
 City of Carson City
 Copyright, 2015, BDA ARCHITECTURE PC.

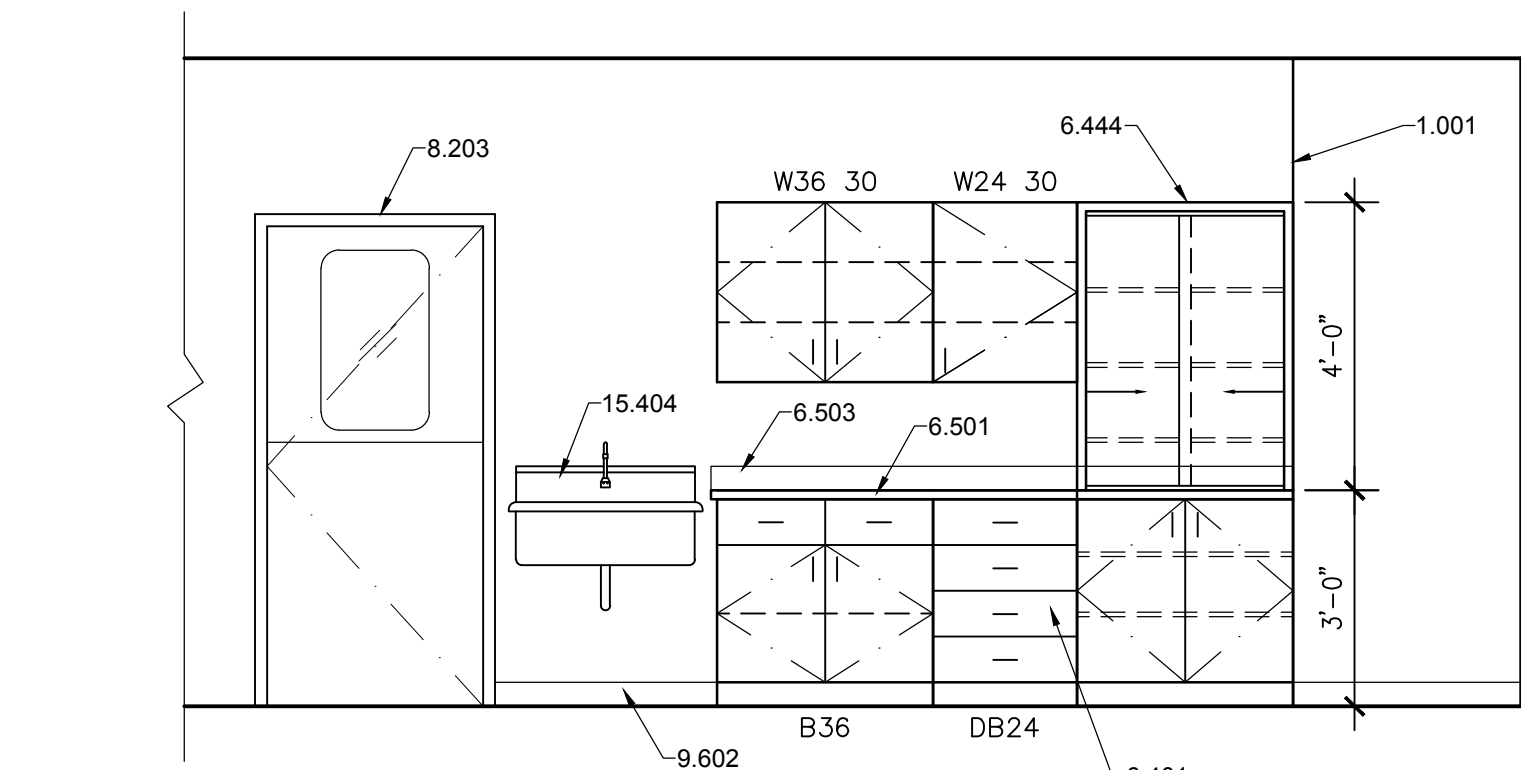
INTERIOR ELEVATIONS

REV.#	DATE	COMMENTS

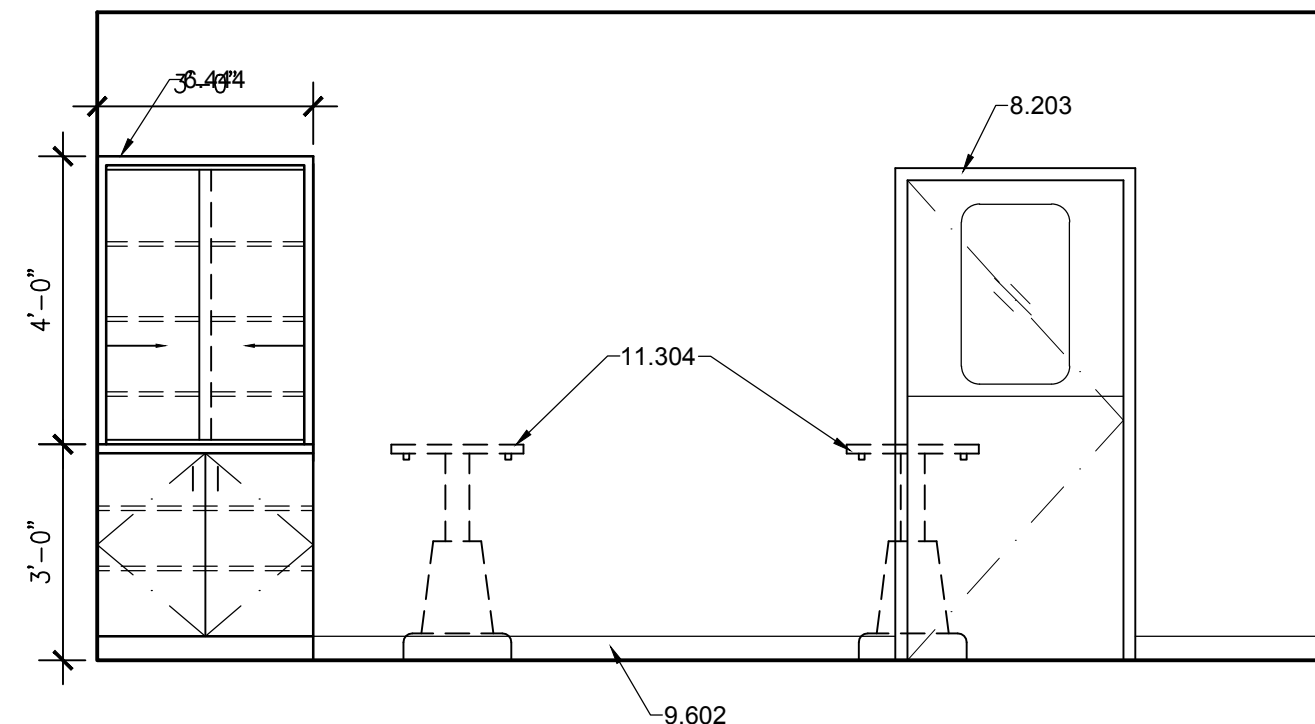
REVIEWS	
INITIALS	
-	BDA DSGN. REV.
-	BDA TECH REV.

CCAS
 PROJECT NO.: 1107
 DRAWN: RK/MLL
 DATE: 7/23/2015

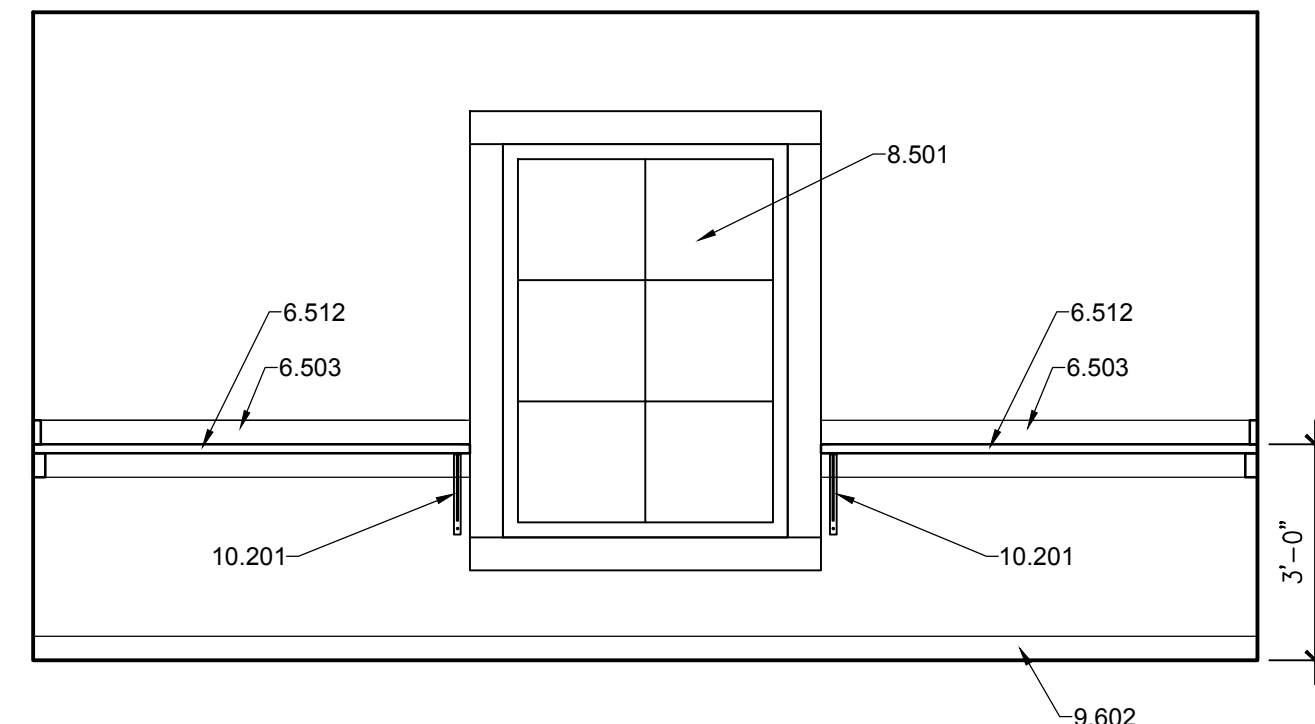
A203
 OF



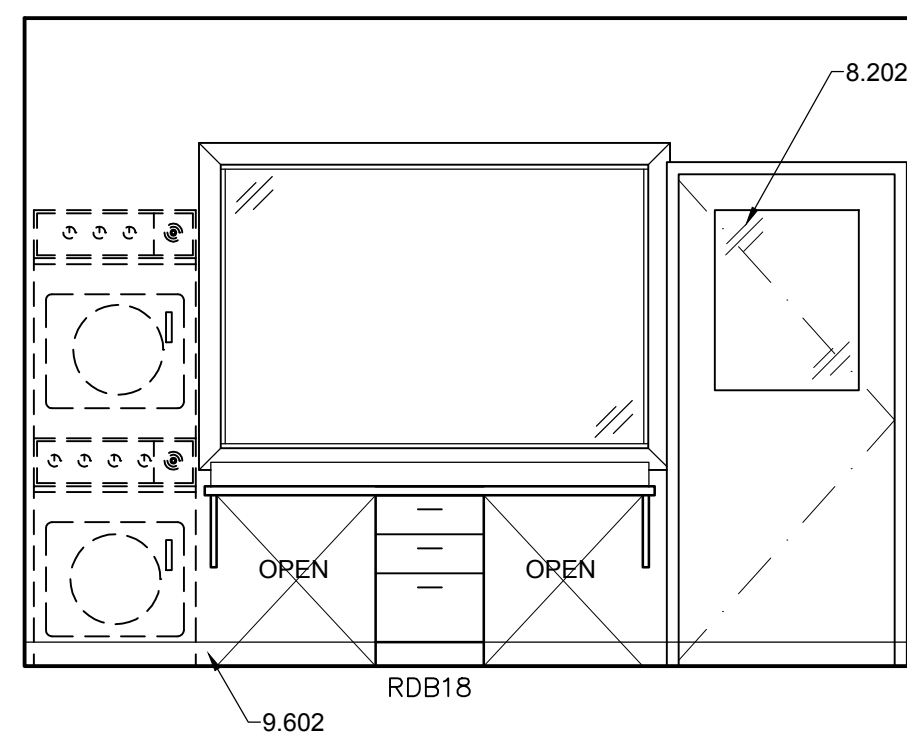
G1 EXAM/TREATMENT #134
 3/8" = 1'-0"



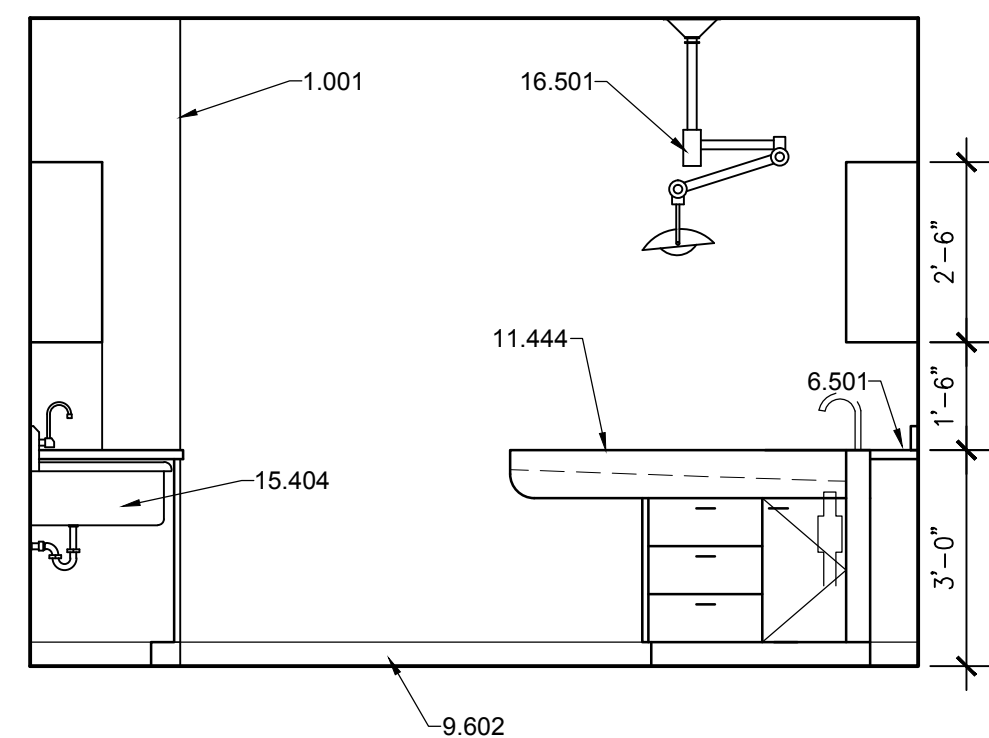
G4 SURGERY #135
 3/8" = 1'-0"



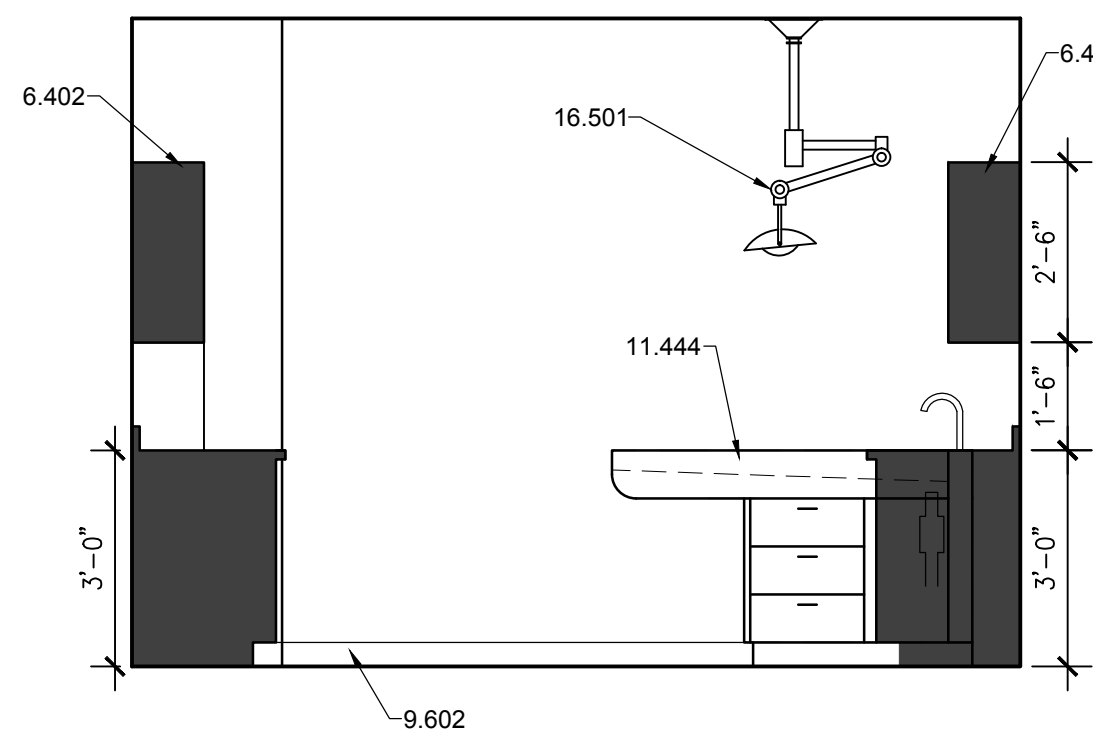
G6 SURGERY #135
 3/8" = 1'-0"



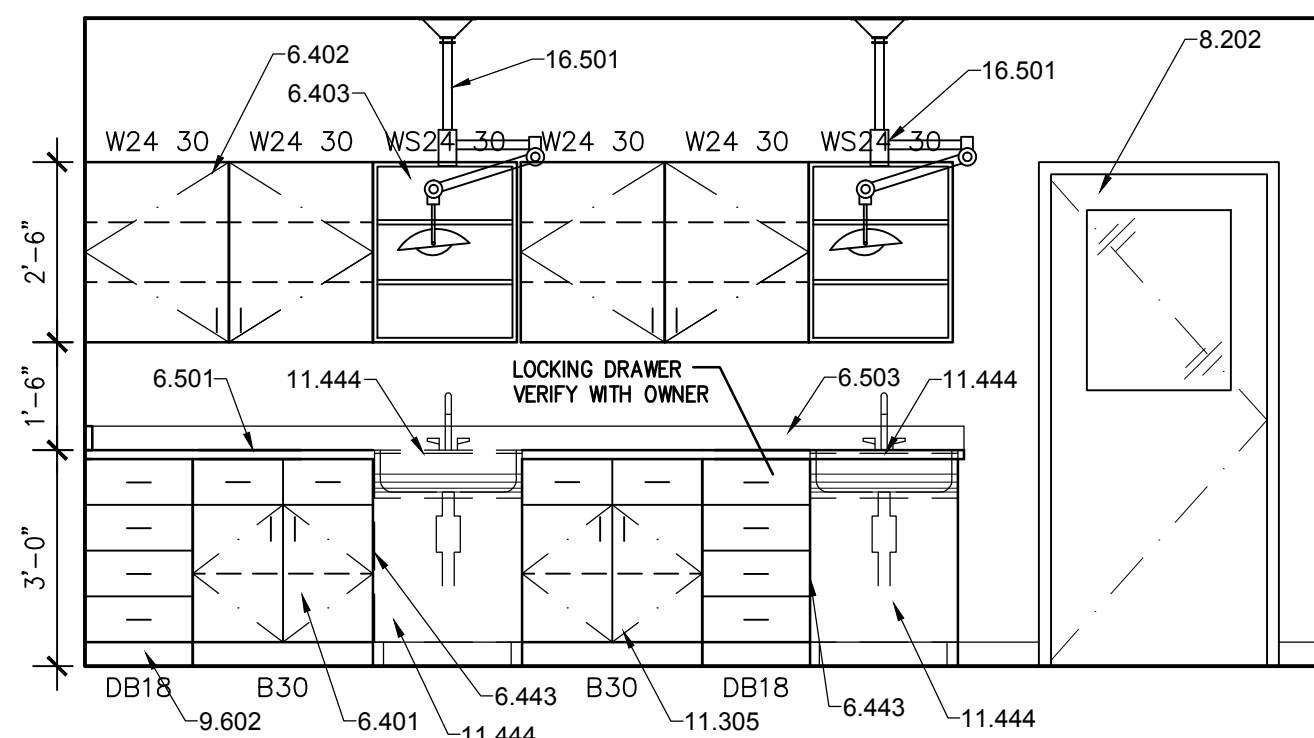
E1 EXAM/TREATMENT #134
 3/8" = 1'-0"



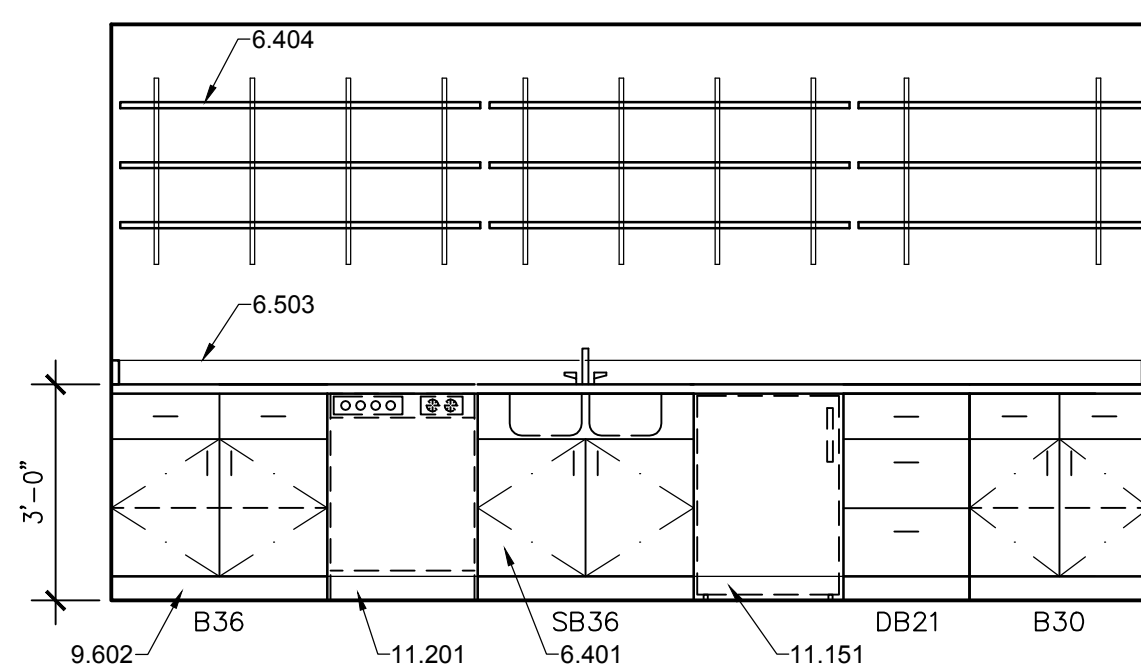
E3 EXAM/TREATMENT #134
 3/8" = 1'-0"



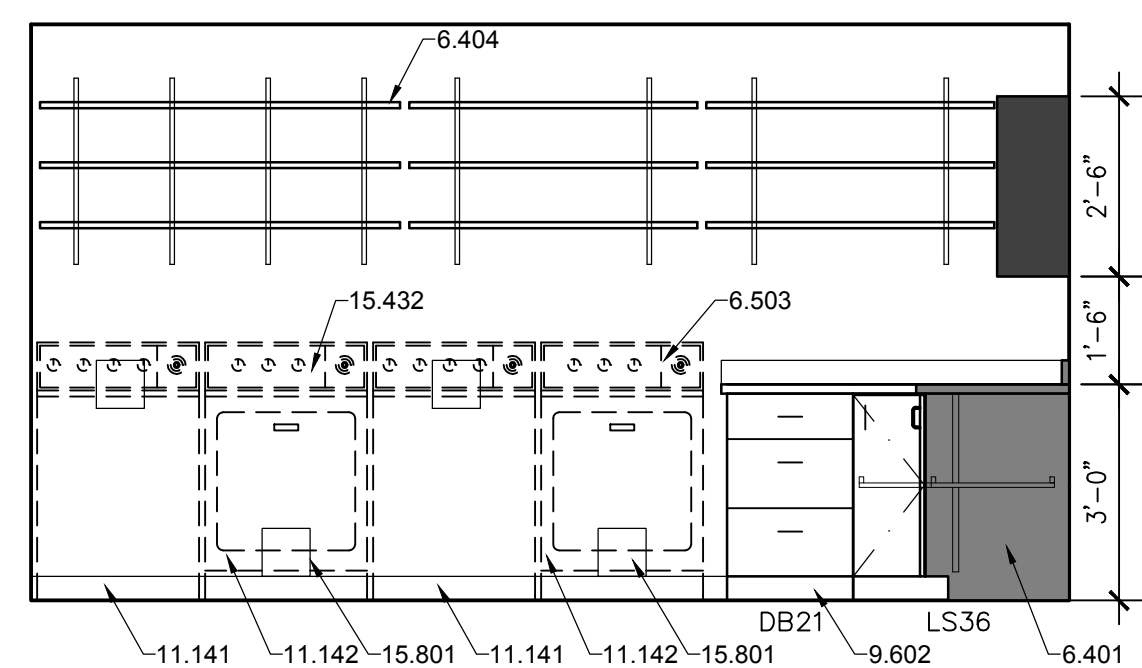
E4 EXAM/TREATMENT #134
 3/8" = 1'-0"



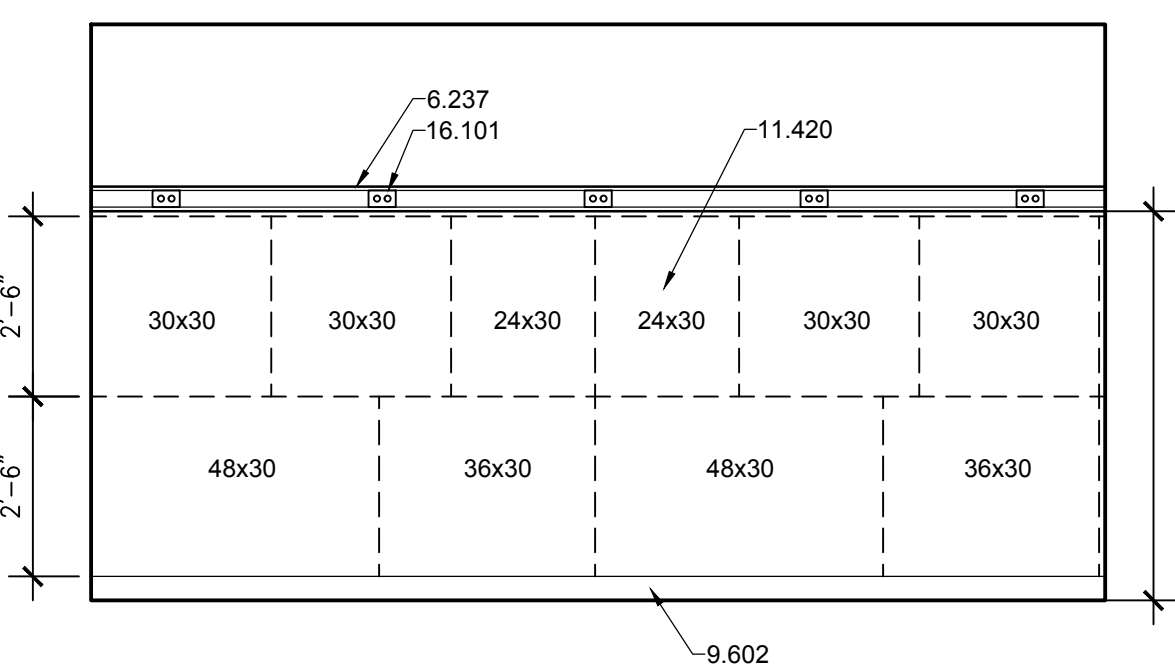
E7 EXAM/TREATMENT #134
 3/8" = 1'-0"



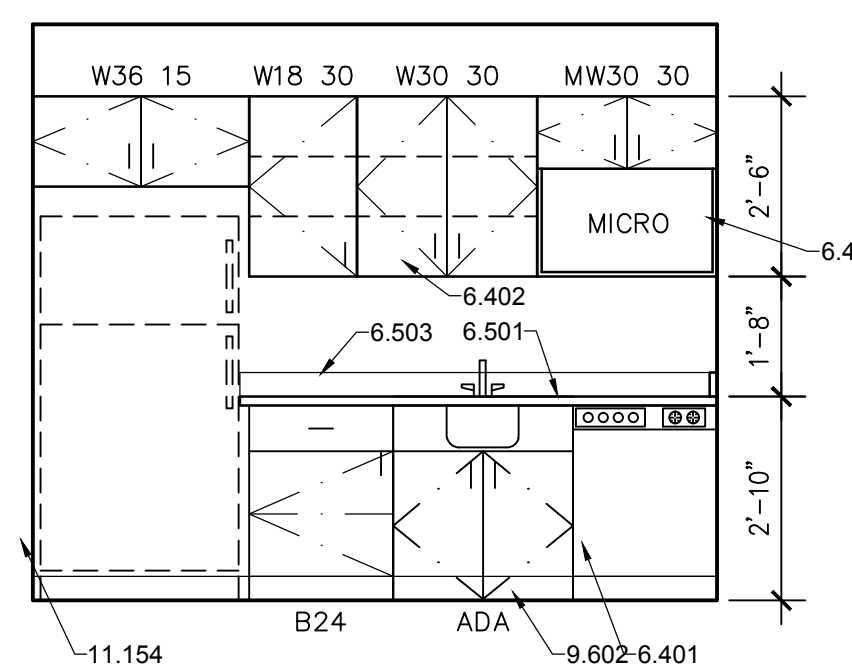
C1 INTAKE F.P./LAUNDRY/BATHE #138
 3/8" = 1'-0"



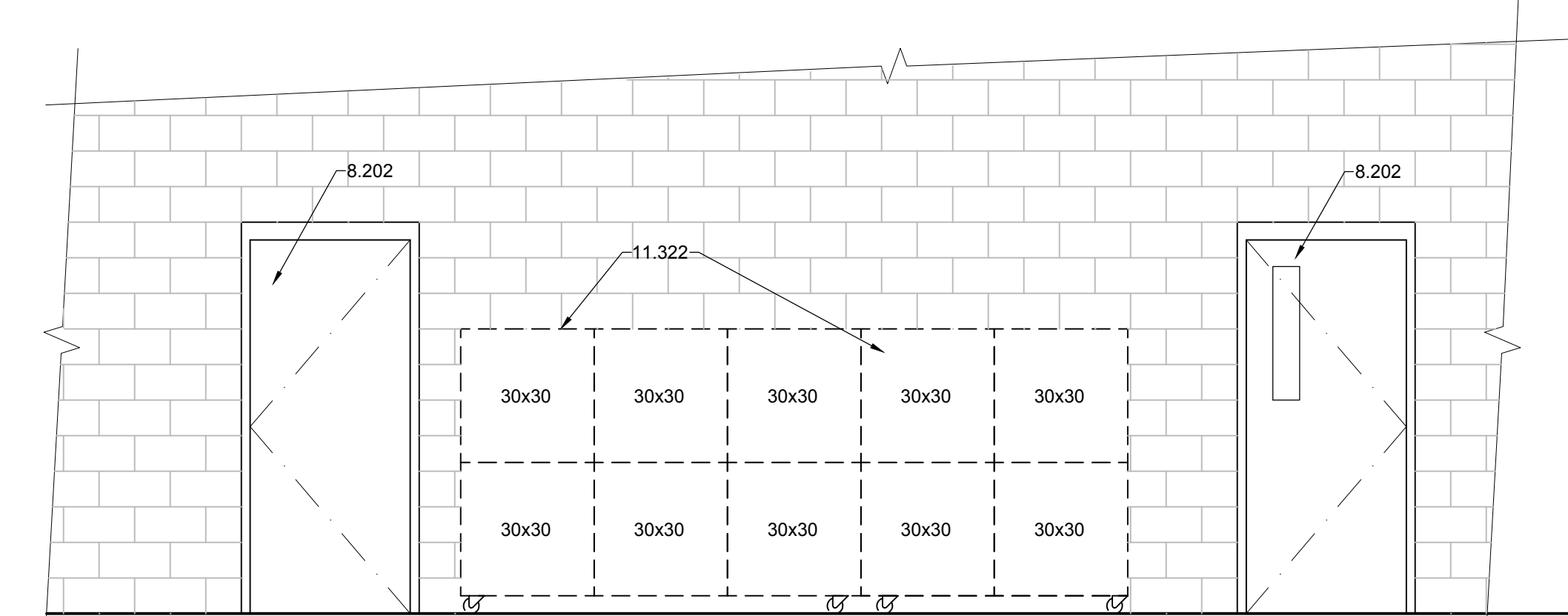
C3 INTAKE F.P./LAUNDRY/BATHE #138
 3/8" = 1'-0"



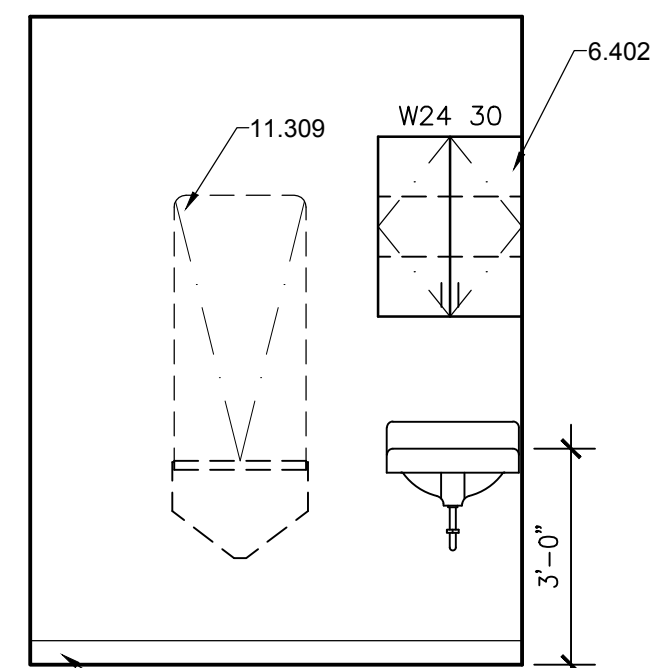
C6 I.C.U. #136
 3/8" = 1'-0"



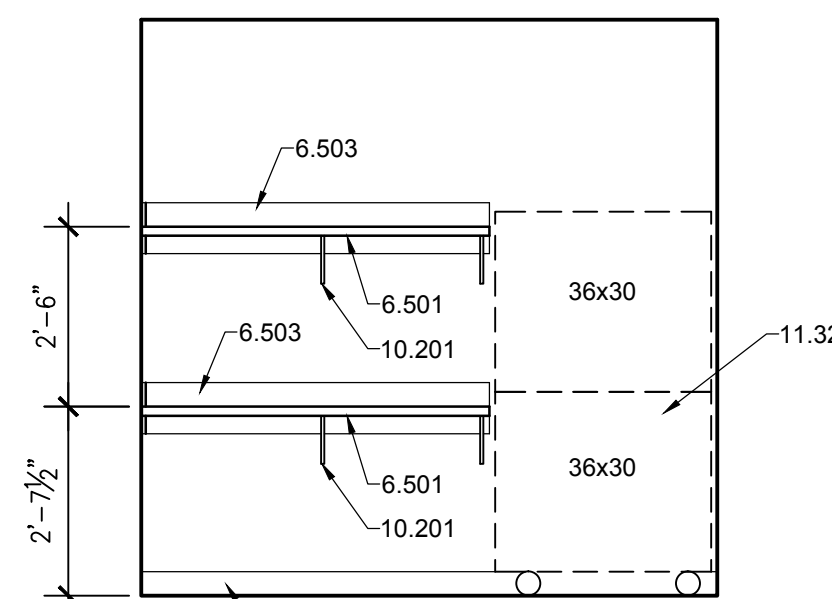
C8 STAFF LOUNGE #144
 3/8" = 1'-0"



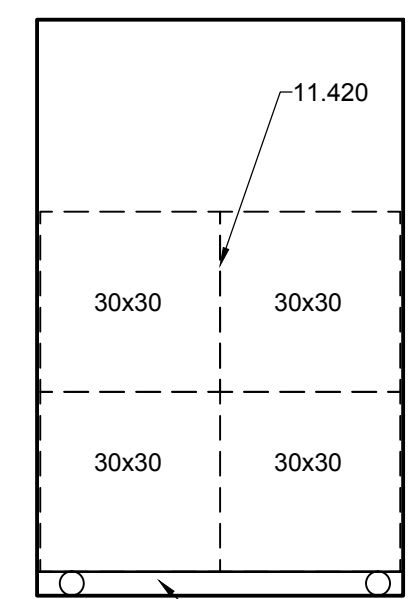
A1 INTAKE GARAGE #154
 3/8" = 1'-0"



A5 EUTHANASIA #155
 3/8" = 1'-0"



A9 EXOTIC #137
 3/8" = 1'-0"



A10 ISOLATION #152
 3/8" = 1'-0"

GENERAL NOTES

- A. ALL CASEWORK TO HAVE PLASTIC LAMINATE FINISH, U.N.O.
- B. ALL EXPOSED COUNTERTOP CORNERS TO HAVE 2" RADIUS.
- C. ALL EXPOSED COUNTERTOPS TO BE FACED WITH PVC EDGEBANDING.
- D. ALL RUN AND CAGE BANK DIMENSIONS TO BE VERIFIED BEFORE INSTALLATION.
- E. GROMMET LOCATIONS IN COUNTERTOPS TO BE VERIFIED WITH OWNER.
- F. PROVIDE BLOCKING IN WALL FOR ALL WALL MOUNTED EQUIPMENT.
- G. ALL EXPOSED OUTSIDE CORNERS OF INTERIOR WALLS SHALL HAVE CORNER GUARDS.
- H. AT ALL VERTICAL TILE APPLICATIONS, INSTALL 'SCHLUTER' STRIPS ON OUTSIDE CORNERS.

REFERENCE KEYNOTES

- DIVISION 06 - WOOD AND PLASTICS
- 6.237 - WOOD SHELF WITH MELAMINE TOP
 - 6.401 - PLASTIC LAMINATE BASE CABINET
 - 6.402 - PLASTIC LAMINATE WALL CABINET
 - 6.403 - PLASTIC LAMINATE OPEN SHELVING UNIT - ADJUSTABLE
 - 6.404 - PLASTIC LAMINATE ADJUSTABLE SHELVES
 - 6.444 - PLASTIC LAMINATE PASS-THRU CABINET
 - 6.470 - PLASTIC LAMINATE MICROWAVE CABINET
 - 6.501 - PLASTIC LAMINATE COUNTERTOP
 - 6.503 - 4" HIGH PLASTIC LAMINATE BACKSPLASH
 - 6.512 - 18" DEEP PLASTIC LAMINATE COUNTERTOP

- DIVISION 08 - OPENINGS
- 8.202 - DOOR AND FRAME AS SCHEDULED
 - 8.203 - ELIASON DOOR AS SCHEDULED
 - 8.501 - EXTERIOR WINDOW

- DIVISION 09 - FINISHES
- 9.602 - BASE AS SCHEDULED

- DIVISION 10 - SPECIALTIES
- 10.201 - KV BRACKET

- DIVISION 11 - EQUIPMENT
- 11.141 - FULL SIZE WASHER - N.I.C.
 - 11.142 - FULL SIZE DRYER - N.I.C.
 - 11.151 - UNDER COUNTER REFRIGERATOR - N.I.C.
 - 11.154 - REFRIGERATOR - N.I.C.
 - 11.201 - DISHWASHER - O.F.C.I.
 - 11.304 - SURGERY TABLE - N.I.C.
 - 11.305 - ROLLING GURNEY - N.I.C.
 - 11.309 - SST. FOLDING EXAM TABLE - N.I.C.
 - 11.322 - ROLLING CAGE BANK - N.I.C.
 - 11.420 - CAGE BANK - O.F.C.I.
 - 11.440 - SST. BATHING TUB - O.F.C.I.
 - 11.443 - PLASTIC LAMINATE TUB TABLE ENCLOSURE SEE DTL A502
 - 11.444 - 5' SST. SHALLOW TUB TABLE - O.F.C.I.

- DIVISION 15 - MECHANICAL
- 15.404 - SINGLE SCRUB SINK
 - 15.432 - WASHER BOX
 - 15.801 - DRYER VENT BOX

- DIVISION 16 - ELECTRICAL
- 16.101 - PANDUIT RACEWAY
 - 16.501 - EXAM LIGHT FIXTURE - O.F.C.I.

801 Lamerton Pl. NE
 Albuquerque, NM 87107
 Phone: (505) 858-0180
 Fax: (505) 858-0111
 Email: info@bdaarc.com

The documents transmitted herein are the sole Intellectual Property of BDA Architecture, P.C. Any use, reuse, or reproduction in any form without the express written consent of, and compensation to, BDA Architecture is a violation of Federal Law.

BDA

WYOMING, USA
 REGISTERED
 No. 3212
 ARCHITECT
 STATE OF NEVADA

CARSON CITY ANIMAL SHELTER
 549 Airport Road
 Carson City, Nevada 89701
 City of Carson City
 Copyright, 2015, BDA ARCHITECTURE P.C.

INTERIOR ELEVATIONS

REVISION:	REV.#	DATE	COMMENTS
REVISION:	-	-	-
REVISION:	-	-	-
REVISION:	-	-	-

REVIEWS

INITIALS	REVISION
-	BDA DSGN. REV.
-	BDA TECH REV.

CCAS
 PROJECT NO.: 1107
 DRAWN: JK/DG
 DATE: 7/23/2015
A204
 OF

GENERAL NOTES

- A. ALL CASEWORK TO HAVE PLASTIC LAMINATE FINISH, U.N.O.
- B. ALL EXPOSED COUNTERTOP CORNERS TO HAVE 2" RADIUS.
- C. ALL EXPOSED COUNTERTOPS TO BE FACED WITH PVC EDGEBANDING.
- D. ALL RUN AND CAGE BANK DIMENSIONS TO BE VERIFIED BEFORE INSTALLATION.
- E. GROMMET LOCATIONS IN COUNTERTOPS TO BE VERIFIED WITH OWNER.
- F. PROVIDE BLOCKING IN WALL FOR ALL WALL MOUNTED EQUIPMENT.
- G. ALL EXPOSED OUTSIDE CORNERS OF INTERIOR WALLS SHALL HAVE CORNER GUARDS.
- H. AT ALL VERTICAL TILE APPLICATIONS, INSTALL 'SCHLUTER' STRIPS ON OUTSIDE CORNERS.

REFERENCE KEYNOTES

- DIVISION 06 - WOOD AND PLASTICS
- 6.182 - PARTIAL HEIGHT INTERIOR PARTITION WALL
 - 6.237 - WOOD SHELF WITH MELAMINE TOP
 - 6.401 - PLASTIC LAMINATE BASE CABINET
 - 6.470 - PLASTIC LAMINATE MICROWAVE CABINET
 - 6.472 - PLASTIC LAMINATE UPPER CABINET WITH OPEN SHELF
 - 6.490 - PLASTIC LAMINATE FACE
 - 6.501 - PLASTIC LAMINATE COUNTERTOP
 - 6.503 - 4" HIGH PLASTIC LAMINATE BACKSPLASH
 - 6.560 - SOLID SURFACE COUNTERTOP
 - 6.630 - PLASTIC LAMINATE GATE
- DIVISION 08 - OPENINGS
- 8.202 - DOOR AND FRAME AS SCHEDULED
 - 8.501 - EXTERIOR WINDOW
 - 8.511 - INTERIOR WINDOW
- DIVISION 09 - FINISHES
- 9.513 - CERAMIC TILE FACE
 - 9.602 - BASE AS SCHEDULED
- DIVISION 10 - SPECIALTIES
- 10.201 - KV BRACKET
- DIVISION 11 - EQUIPMENT
- 11.401 - SST. FOLDING EXAM TABLE - O.F.C.I.
 - 11.420 - CAGE BANK - O.F.C.I.
 - 11.429 - ROLLING CAGE BANK - O.F.C.I.
 - 11.444 - 5' SST. SHALLOW TUB TABLE - O.F.C.I.
- DIVISION 16 - ELECTRICAL
- 16.501 - EXAM LIGHT FIXTURE - O.F.C.I.

CARSON CITY ANIMAL SHELTER
 549 Airport Road
 Carson City, Nevada 89701
 City of Carson City
 Copyright, 2015, BDA ARCHITECTURE PC.

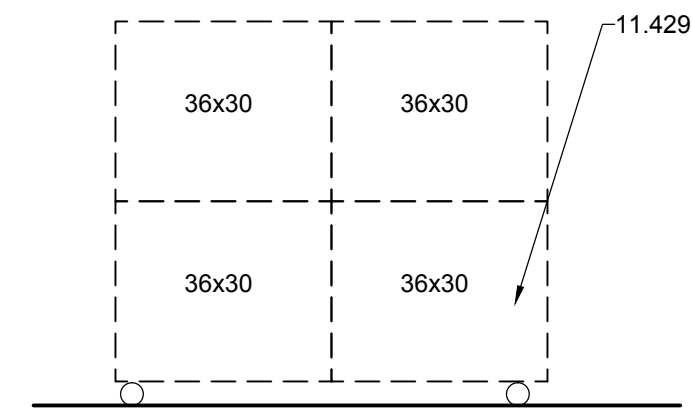
INTERIOR ELEVATIONS

REV.#	DATE	COMMENTS

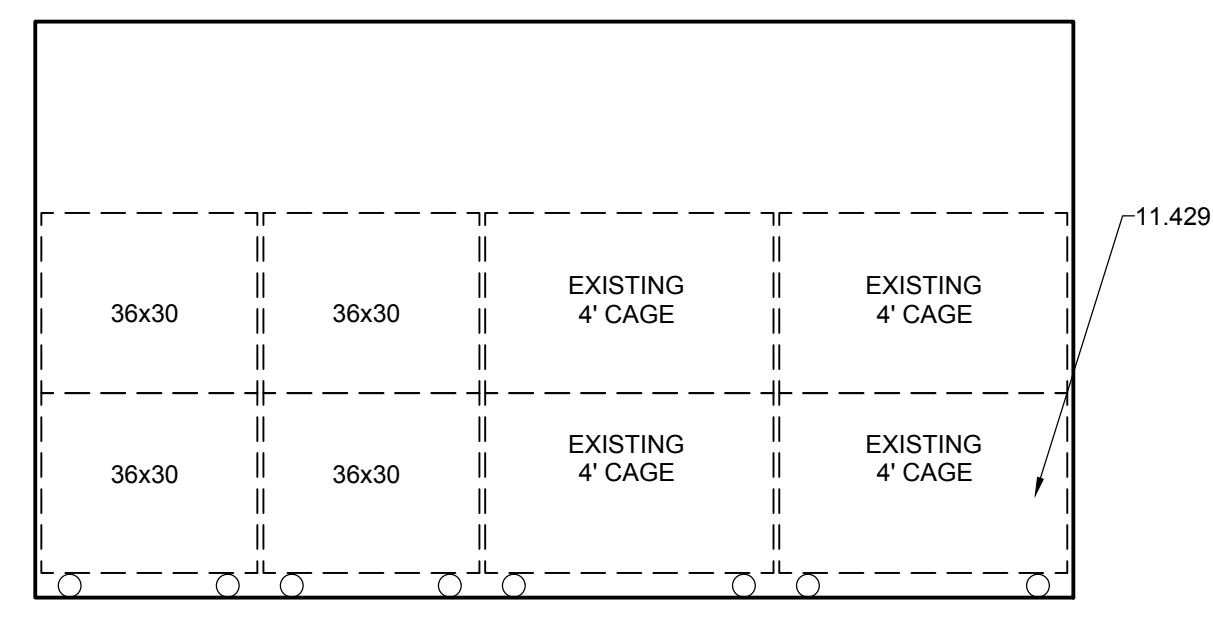
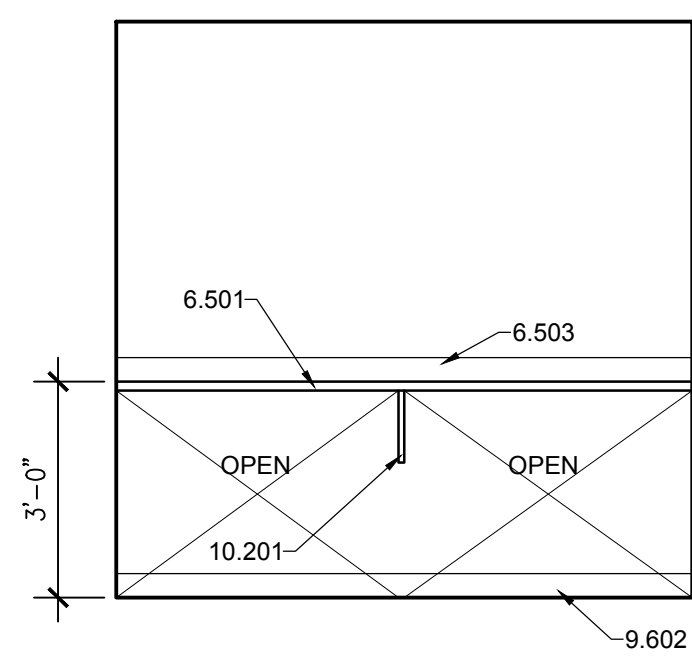
REVIEWS	
INITIALS	BDA DSGN. REV.
	BDA TECH REV.

CCAS
 PROJECT NO.: 1107
 DRAWN: JK/DG
 DATE: 7/23/2015

A205
 OF

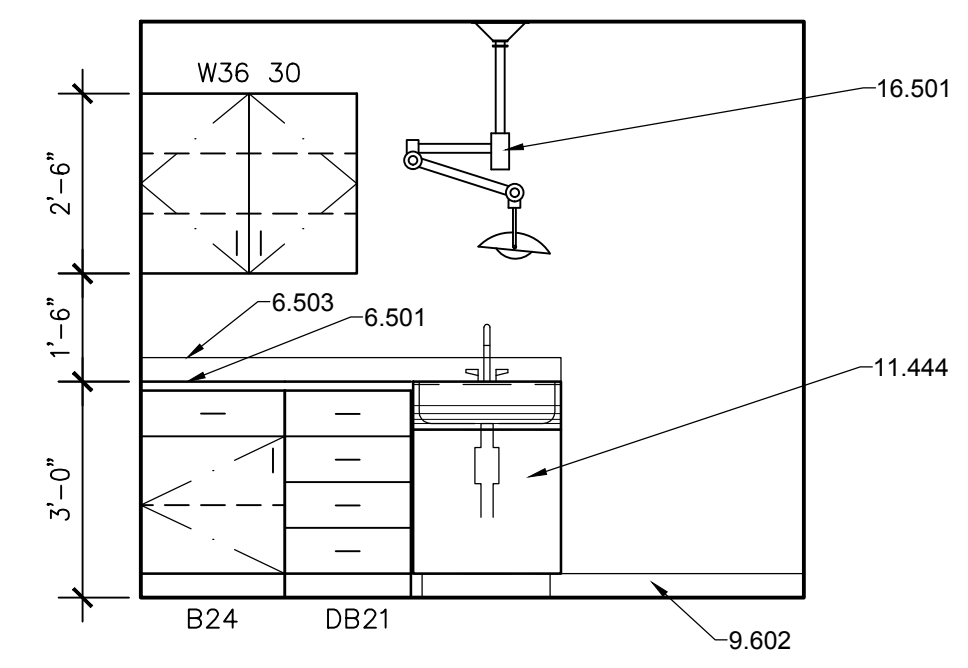


G1 LOBBY # 102
 3/8" = 1'-0"

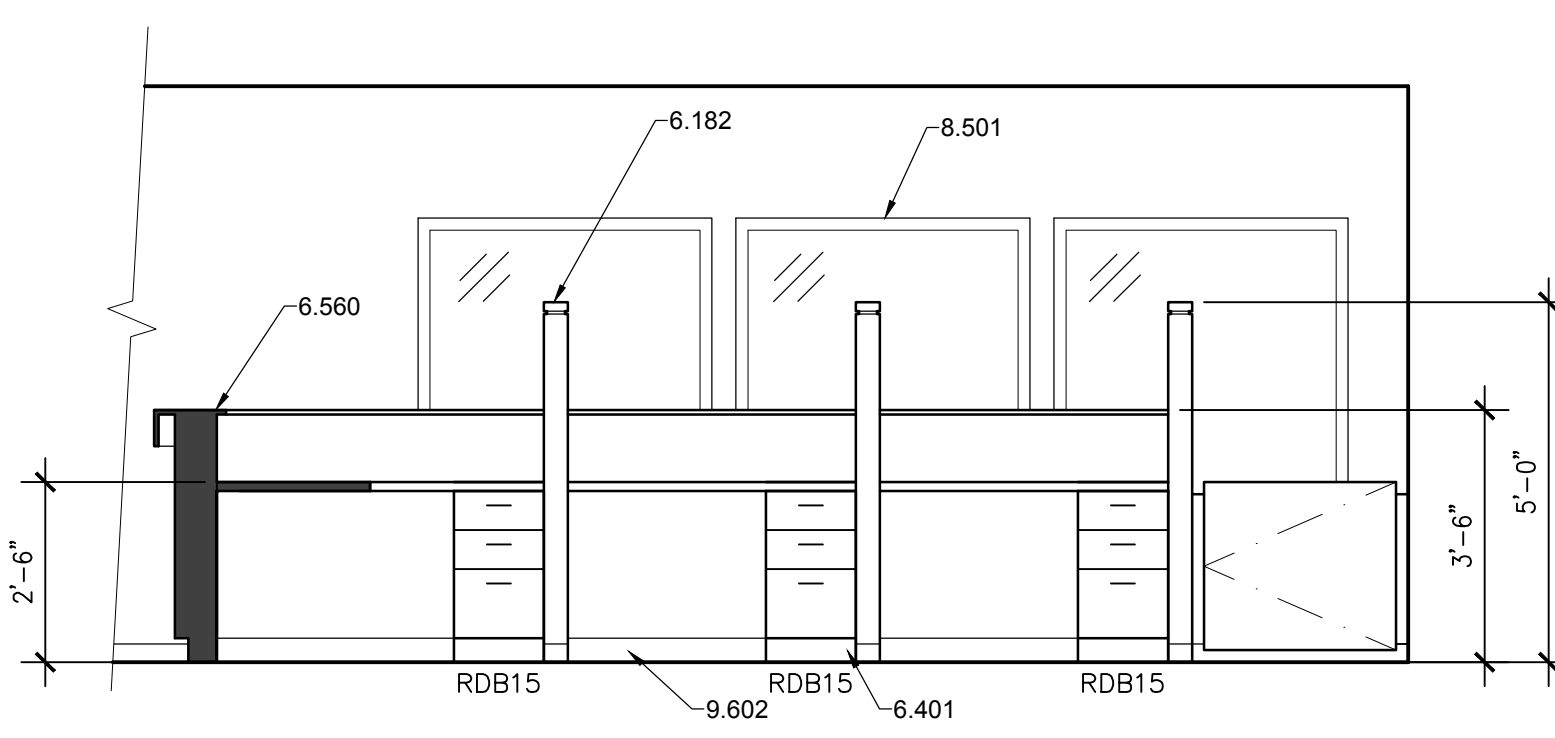


E3 FELINE HOLD #139
 3/8" = 1'-0"

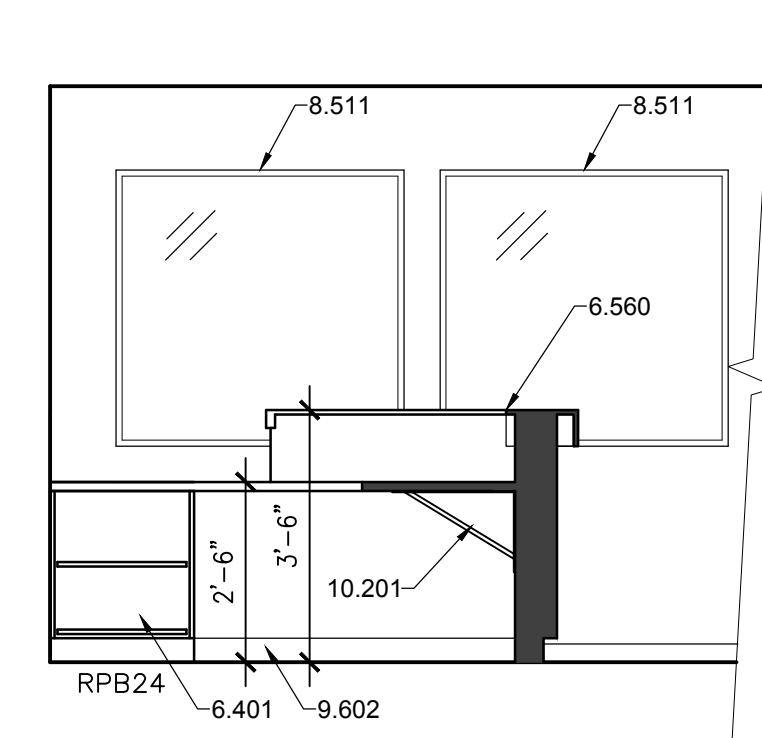
E1 EXOTIC HOLD # 137
 3/8" = 1'-0"



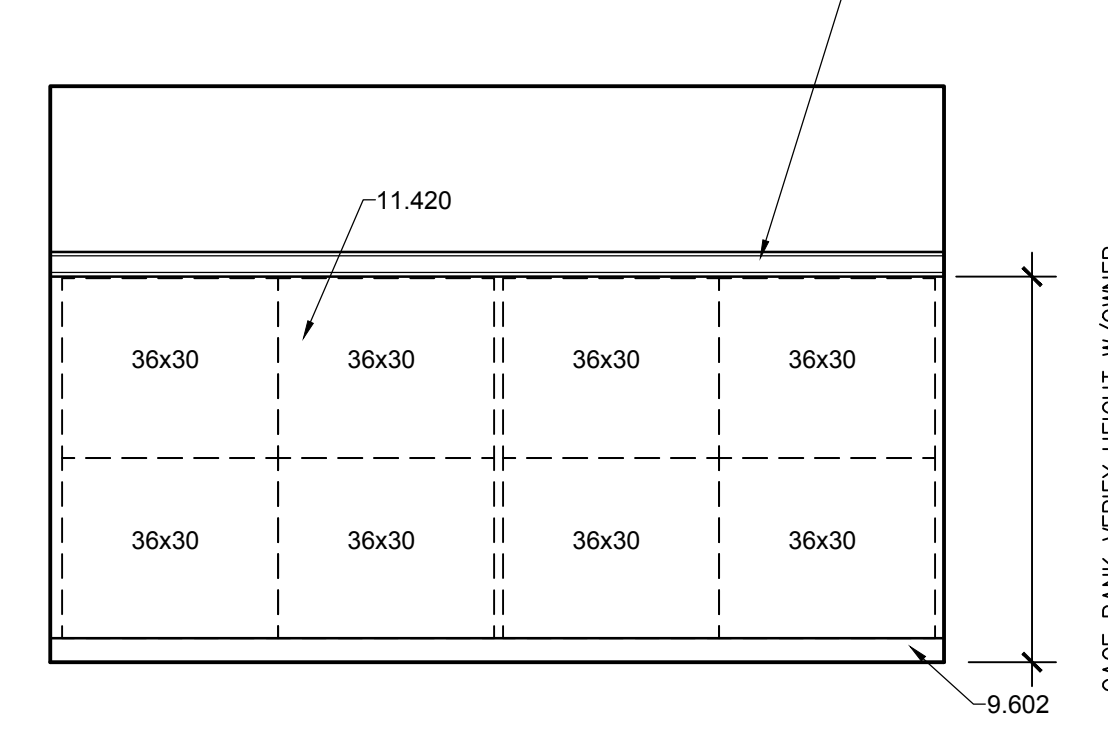
E6 INTAKE EXAM #153
 3/8" = 1'-0"



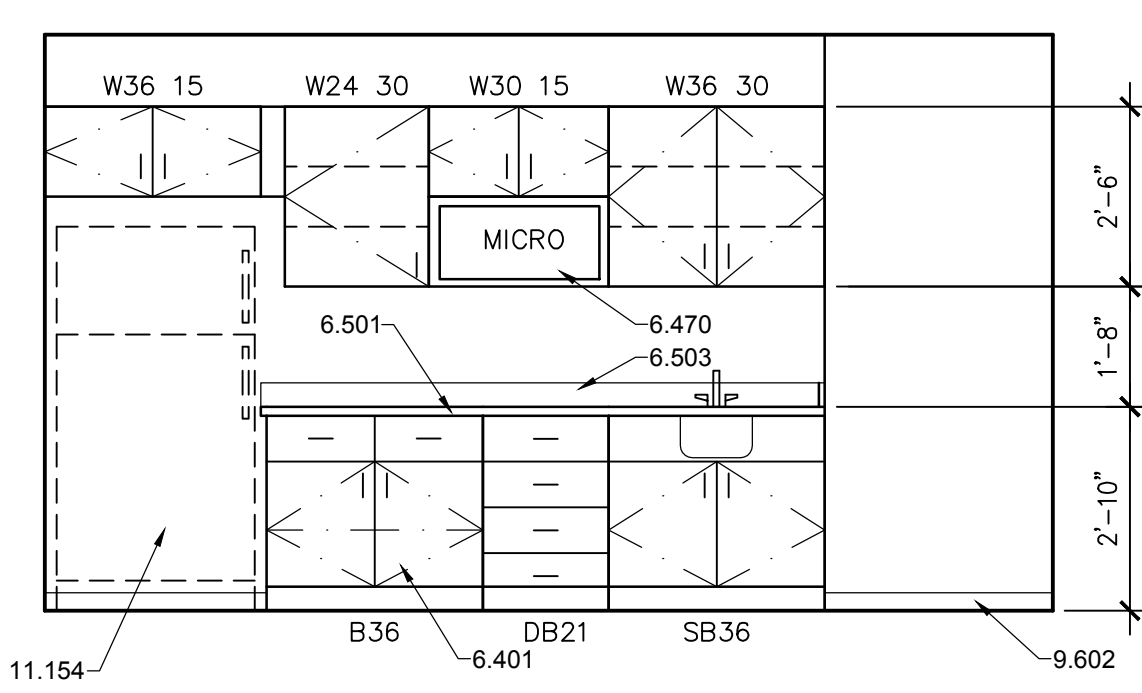
C1 SURRENDER - RECEPTION #128
 3/8" = 1'-0"



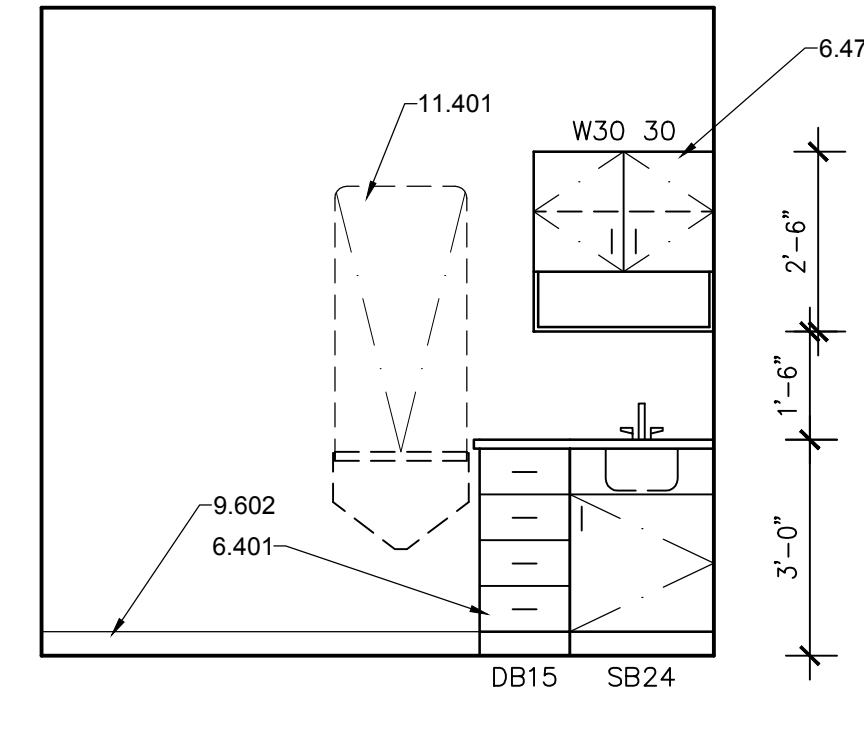
C5 SURRENDER #128
 3/8" = 1'-0"



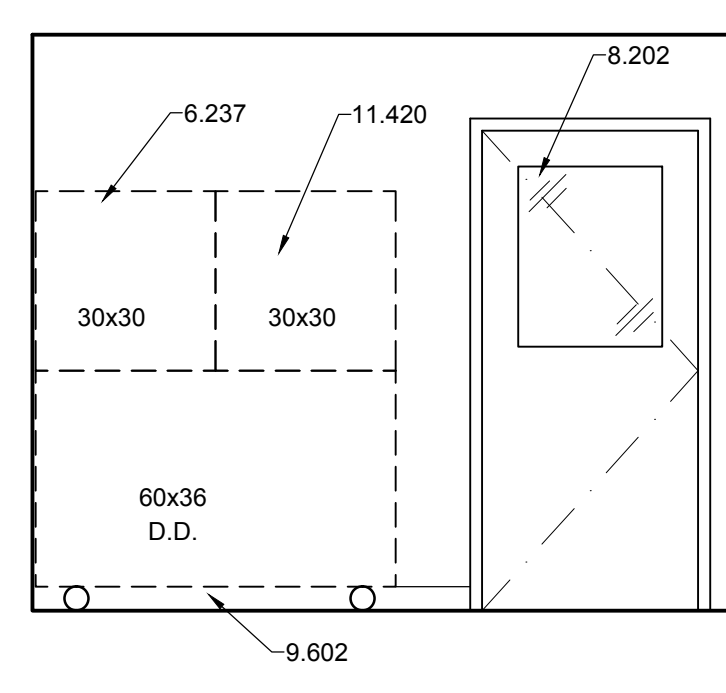
C7 FERAL CAT # 148
 3/8" = 1'-0"



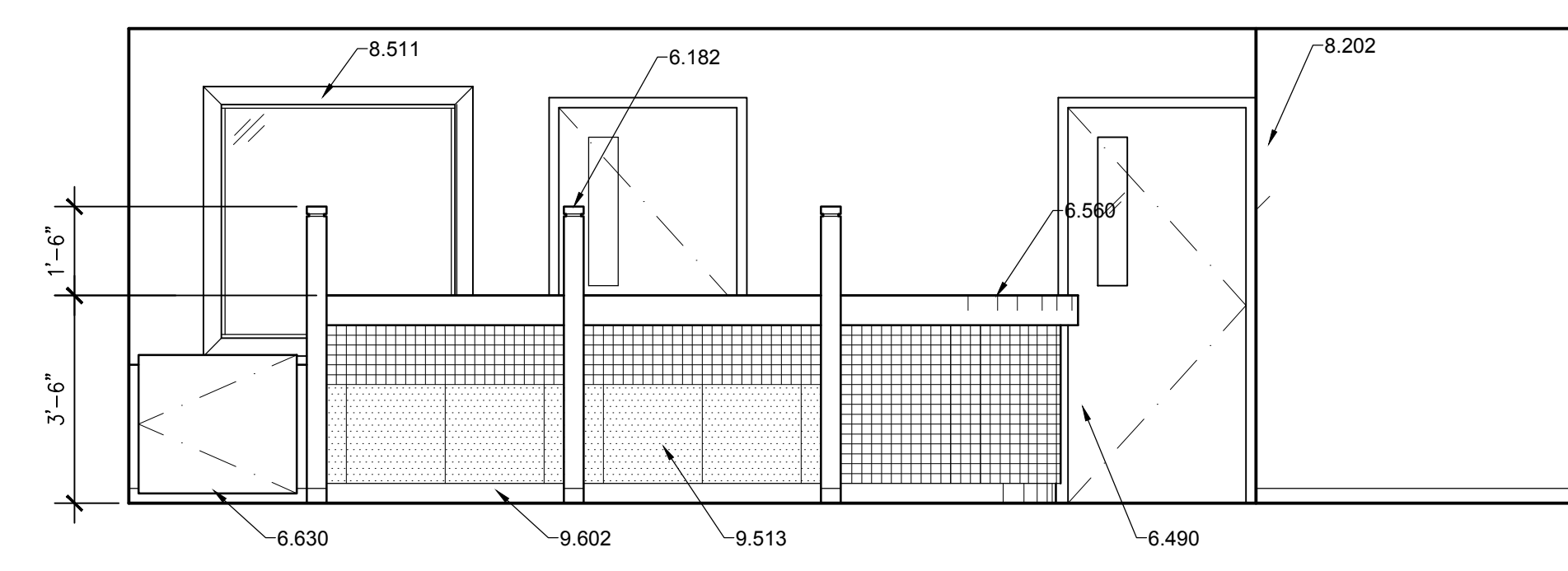
A1 CONFERENCE / TRAINING #132
 3/8" = 1'-0"



A4 SURRENDER EXAM #127
 3/8" = 1'-0"



A5 SURRENDER EXAM #127
 3/8" = 1'-0"

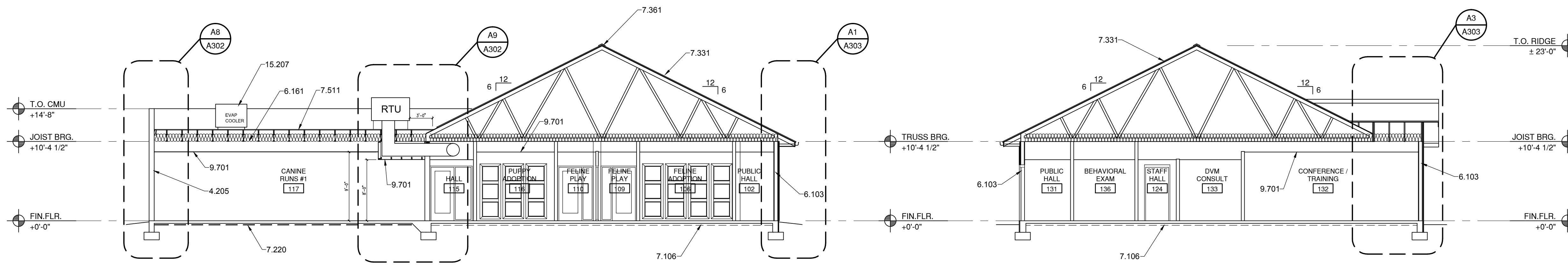


A8 SURRENDER - LOBBY #129
 3/8" = 1'-0"

Save Date: July 23, 2015 - 4:48 PM - Lawrence
 Drawing Name: G:\Archives\2011\107-Carson City Animal Services\BDA\DWGS\CDs\C Carson City Animal Shelter\1107-A301 Building Sections.dwg

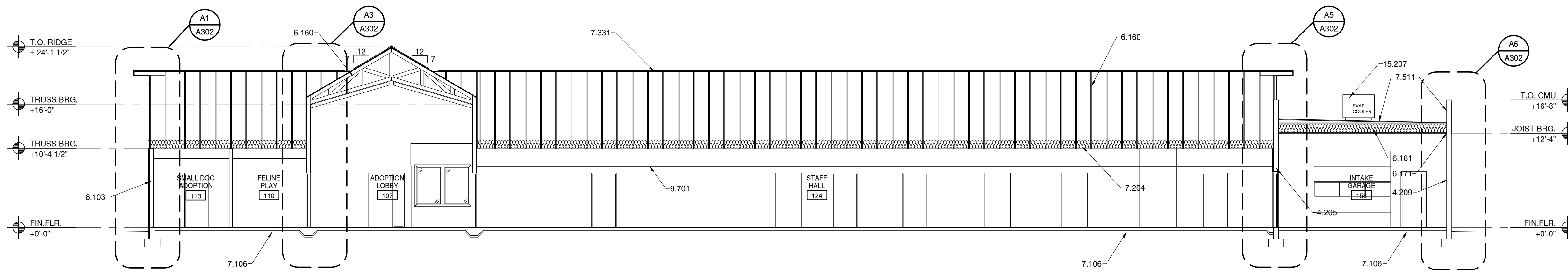
REFERENCE KEYNOTES

- DIVISION 04 - MASONRY**
 4.205 - 8" CONCRETE MASONRY UNIT
 4.209 - SPLIT FACE CONCRETE MASONRY UNIT
- DIVISION 06 - WOOD AND PLASTICS**
 6.103 - 2X6 WOOD STUD
 6.160 - WOOD TRUSS - SEE STRUCTURAL
 6.161 - WOOD JOIST - SEE STRUCTURAL
 6.171 - WOOD LEDGER - SEE STRUCTURAL
- DIVISION 07 - THERMAL AND MOISTURE PROTECTION**
 7.106 - VAPOR BARRIER
 7.204 - R-38 BATT INSULATION
 7.220 - RIGID INSULATION
 7.331 - METAL ROOF PANEL SYSTEM
 7.361 - RIDGE VENT
 7.511 - EPDM ROOFING: FELT BACK
- DIVISION 09 - FINISHES**
 9.701 - FINISHED CEILING
- DIVISION 15 - MECHANICAL**
 15.207 - EVAPORATIVE COOLER - SEE MECHANICAL



D2 BUILDING SECTION
 1/8" = 1'-0"


D7 BUILDING SECTION
 1/8" = 1'-0"



B2 BUILDING SECTION
 1/8" = 1'-0"

801 Lamberton Pl. NE
 Albuquerque, NM 87107
 Phone: (505) 858-0180
 Fax: (505) 858-0111
 Email: info@bdaarc.com

The documents transmitted herein are the sole Intellectual Property of BDA Architecture, P.C. Any use, reuse, or reproduction in any form without the express written consent of, and compensation to, BDA Architecture is a violation of Federal Law.



CARSON CITY ANIMAL SHELTER
 549 Airport Road
 Carson City, Nevada 89701
 City of Carson City
 Copyright, 2015, BDA ARCHITECTURE PC.

BUILDING SECTIONS

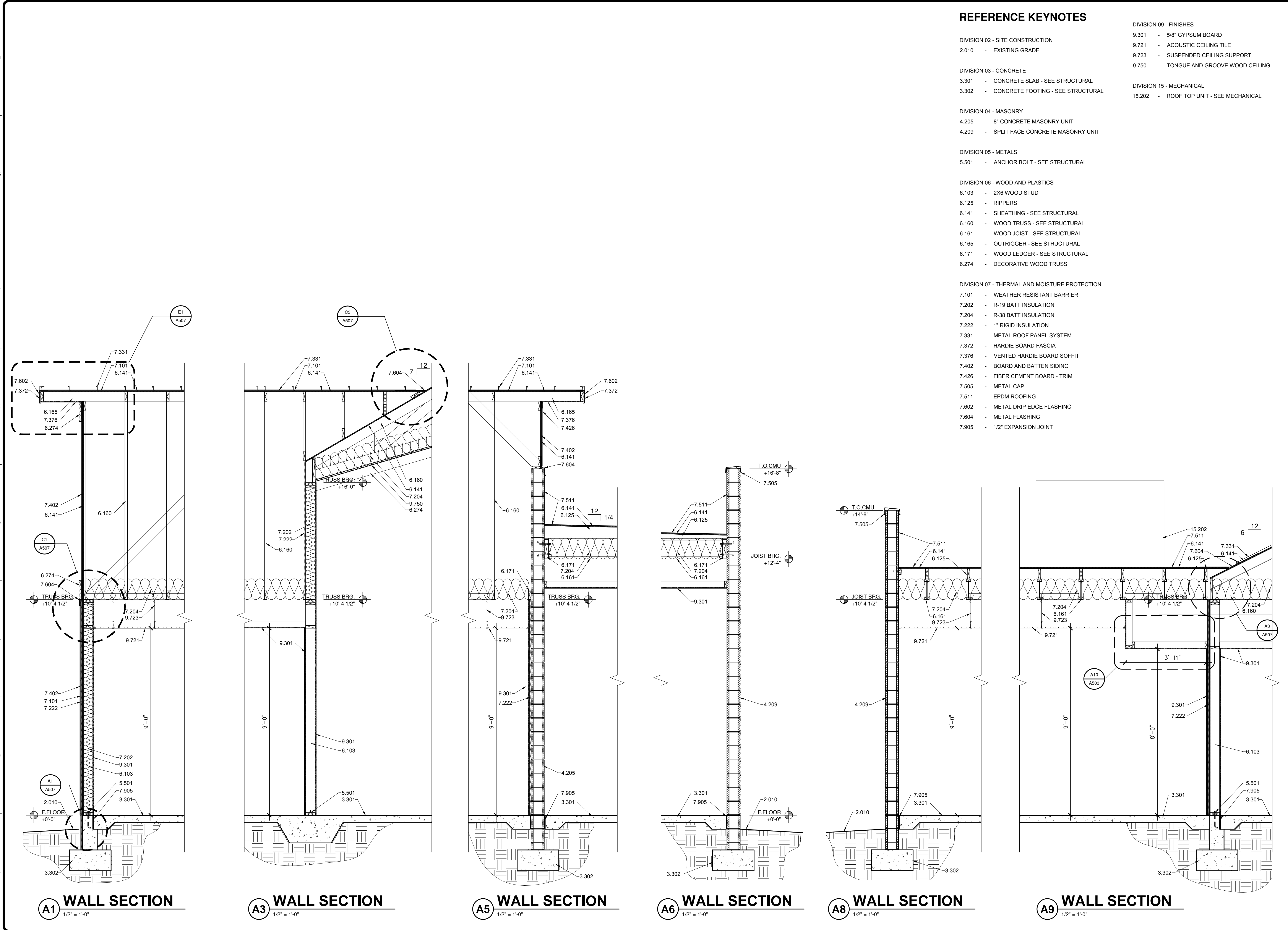
REV.#	DATE	COMMENTS
REVISION:		
REVISION:		
REVISION:		
REVISION:		

REVIEWS

INITIALS	REVISION
-	BDA DSGN. REV.
-	BDA TECH REV.

CCAS
 PROJECT NO.: 1107
 DRAWN: JK
 DATE: 7/23/2015
A301
 OF

Save Date: July 23, 2015 - 4:47 PM - Lawrence
 Drawing Name: G:\Arch\2011\1107-Carson City Animal Shelter\1107-A302 Wall Sections.dwg





REFERENCE KEYNOTES

- DIVISION 02 - SITE CONSTRUCTION
 - 2.010 - EXISTING GRADE
- DIVISION 03 - CONCRETE
 - 3.301 - CONCRETE SLAB - SEE STRUCTURAL
 - 3.302 - CONCRETE FOOTING - SEE STRUCTURAL
- DIVISION 04 - MASONRY
 - 4.205 - 8" CONCRETE MASONRY UNIT
 - 4.209 - SPLIT FACE CONCRETE MASONRY UNIT
- DIVISION 05 - METALS
 - 5.501 - ANCHOR BOLT - SEE STRUCTURAL
- DIVISION 06 - WOOD AND PLASTICS
 - 6.103 - 2X6 WOOD STUD
 - 6.125 - RIPPERS
 - 6.141 - SHEATHING - SEE STRUCTURAL
 - 6.160 - WOOD TRUSS - SEE STRUCTURAL
 - 6.161 - WOOD JOIST - SEE STRUCTURAL
 - 6.165 - OUTRIGGER - SEE STRUCTURAL
 - 6.171 - WOOD LEDGER - SEE STRUCTURAL
 - 6.274 - DECORATIVE WOOD TRUSS
- DIVISION 07 - THERMAL AND MOISTURE PROTECTION
 - 7.101 - WEATHER RESISTANT BARRIER
 - 7.202 - R-19 BATT INSULATION
 - 7.204 - R-38 BATT INSULATION
 - 7.222 - 1" RIGID INSULATION
 - 7.331 - METAL ROOF PANEL SYSTEM
 - 7.372 - HARDIE BOARD FASCIA
 - 7.376 - VENTED HARDIE BOARD SOFFIT
 - 7.402 - BOARD AND BATTEN SIDING
 - 7.426 - FIBER CEMENT BOARD - TRIM
 - 7.505 - METAL CAP
 - 7.511 - EPDM ROOFING
 - 7.602 - METAL DRIP EDGE FLASHING
 - 7.604 - METAL FLASHING
 - 7.905 - 1/2" EXPANSION JOINT
- DIVISION 09 - FINISHES
 - 9.301 - 5/8" GYPSUM BOARD
 - 9.721 - ACOUSTIC CEILING TILE
 - 9.723 - SUSPENDED CEILING SUPPORT
 - 9.750 - TONGUE AND GROOVE WOOD CEILING
- DIVISION 15 - MECHANICAL
 - 15.202 - ROOF TOP UNIT - SEE MECHANICAL

801 Lamberon Pl. NE
 Albuquerque, NM 87107
 Phone: (505) 858-0180
 Fax: (505) 858-0111
 Email: info@bdaarc.com

The documents transmitted herein are the sole Intellectual Property of BDA Architecture, P.C. Any use, reuse, or reproduction in any form without the express written consent of, and compensation to, BDA Architecture is a violation of Federal law.



CARSON CITY ANIMAL SHELTER
 549 Airport Road
 Carson City, Nevada 89701
 City of Carson City
 Copyright, 2015, BDA ARCHITECTURE PC.

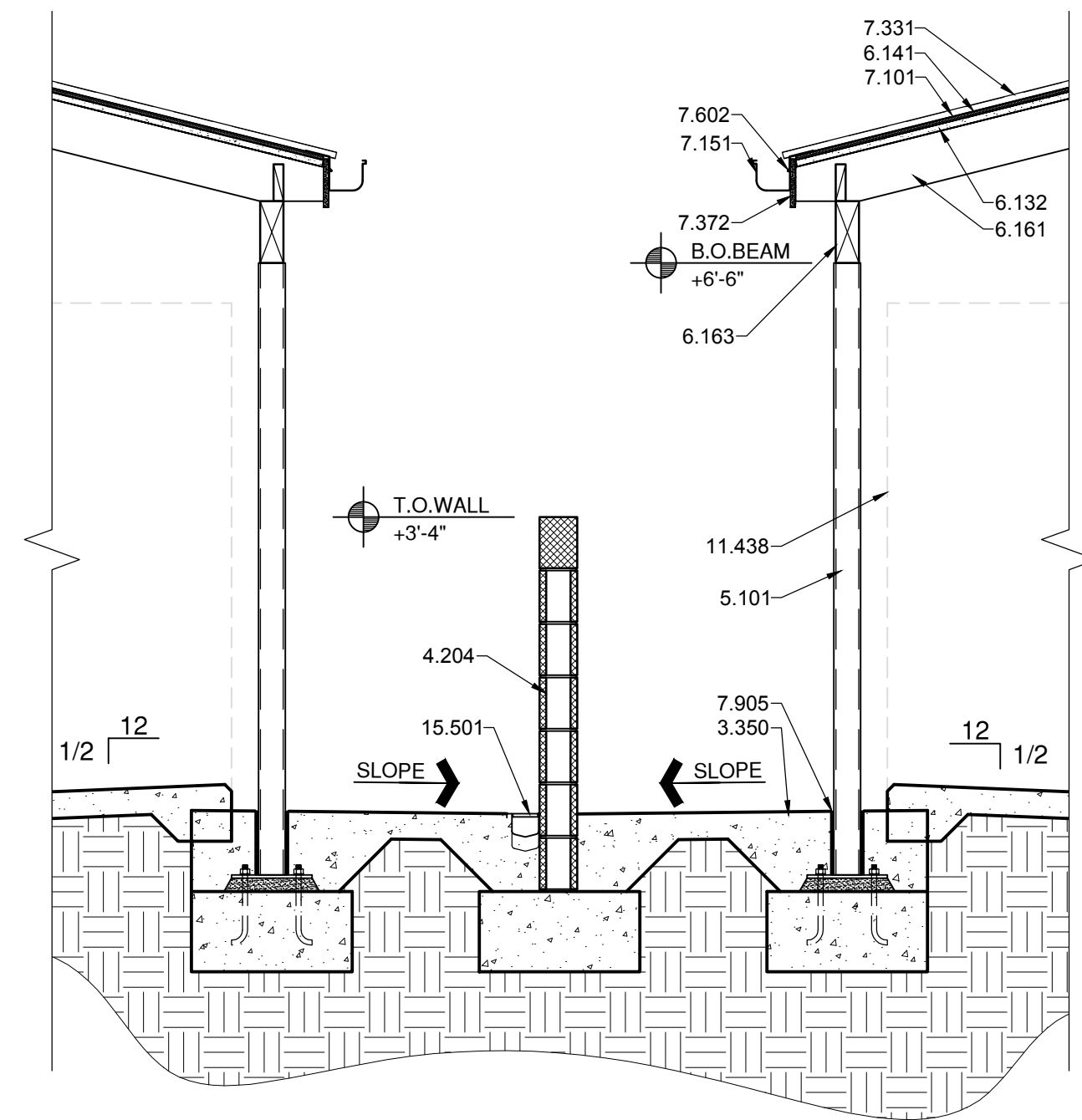
WALL SECTIONS

REV.#	DATE	COMMENTS

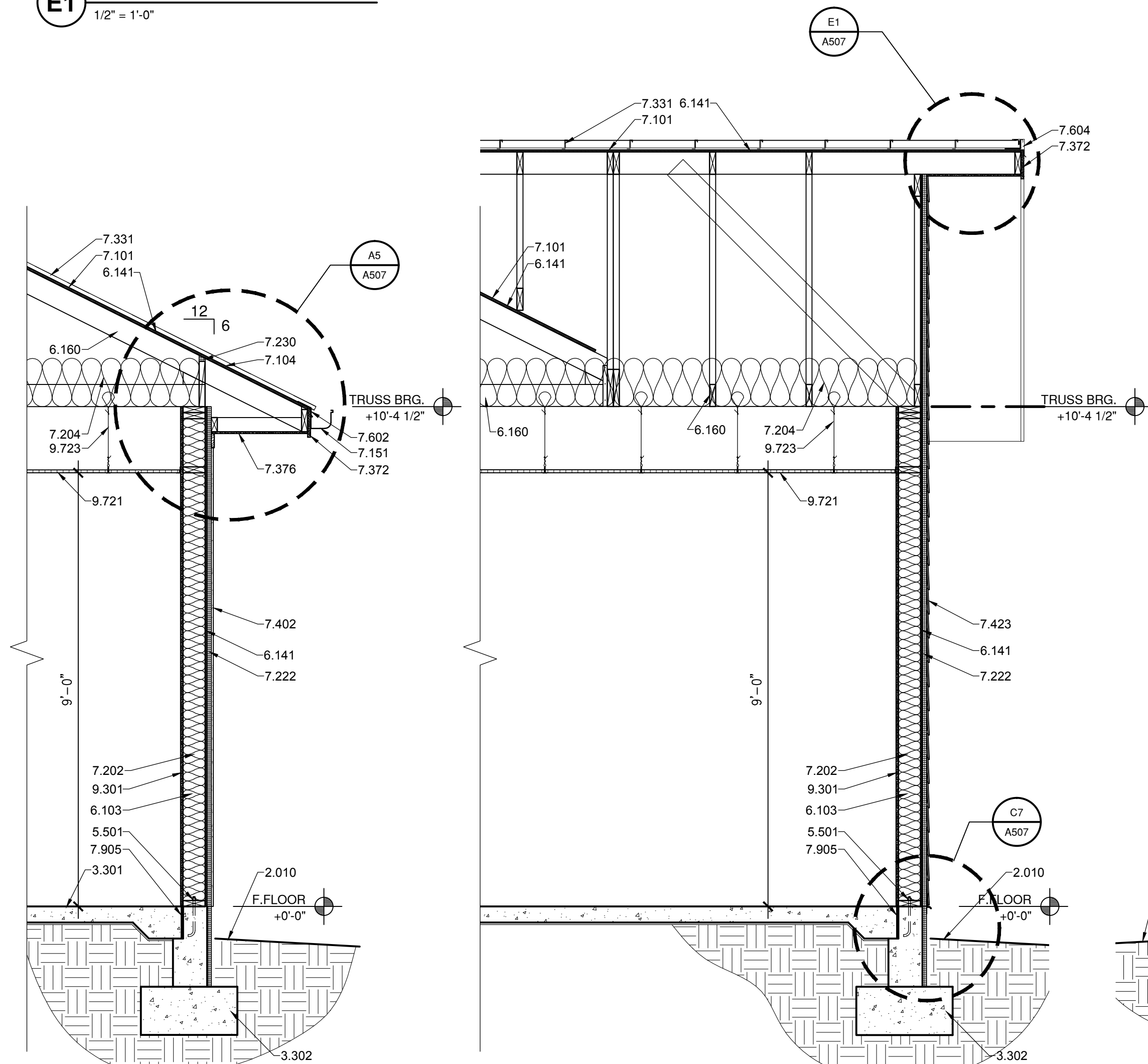
INITIALS	REVIEWS
	BDA DSGN. REV.
	BDA TECH REV.

CCAS
 PROJECT NO.: 1107
 DRAWN: MLL
 DATE: 7/23/2015
A302
 OF

Save Date: July 23, 2015 - 4:47 PM - Lawrence
 Drawing Name: G:\Arch\2015\1107-Carson City Animal Shelter\BDA\DWGS\CD\Carson City VE\Carson City\Sheets\1107-A303 Wall Sections.dwg

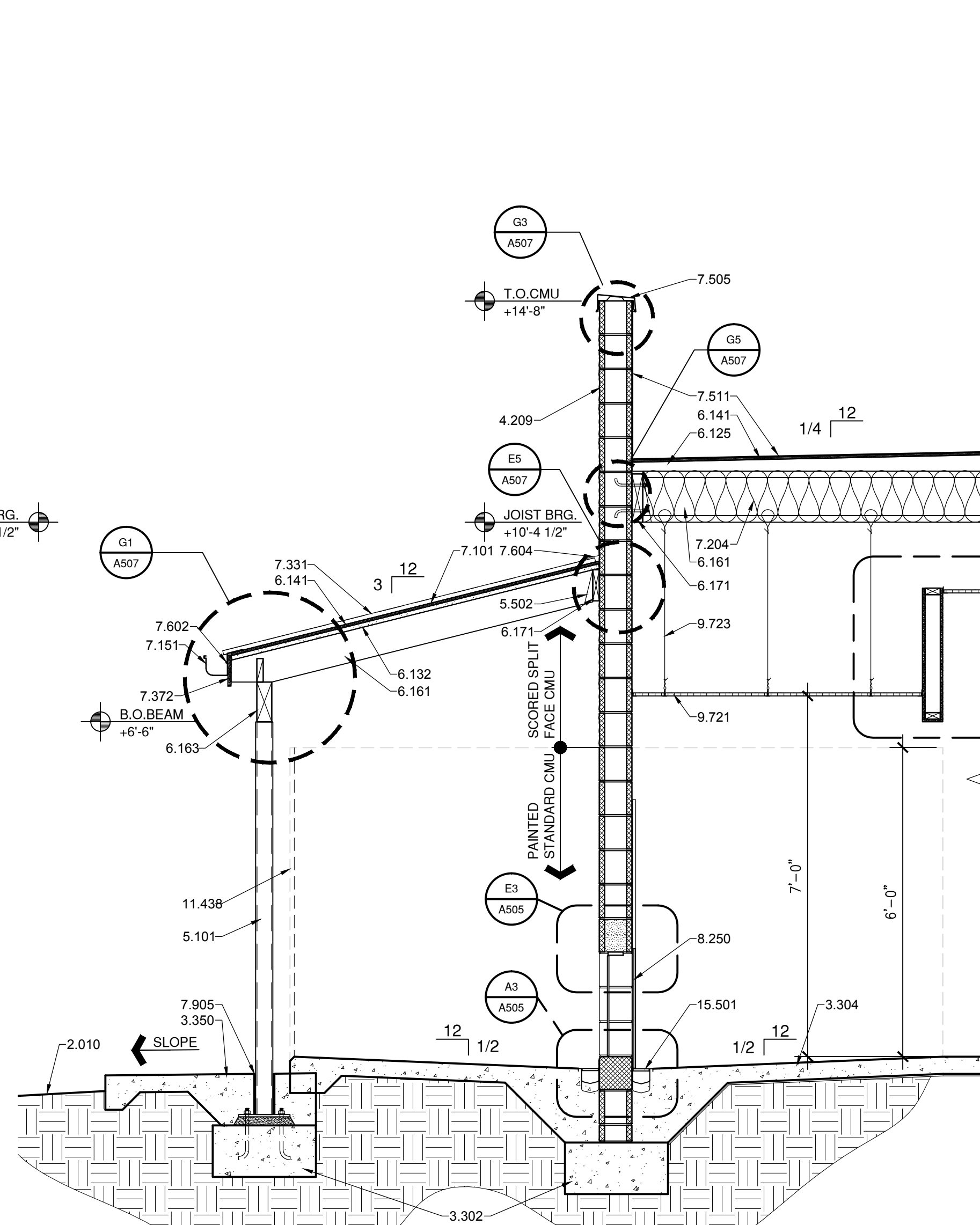


E1 WALL SECTION
 1/2" = 1'-0"

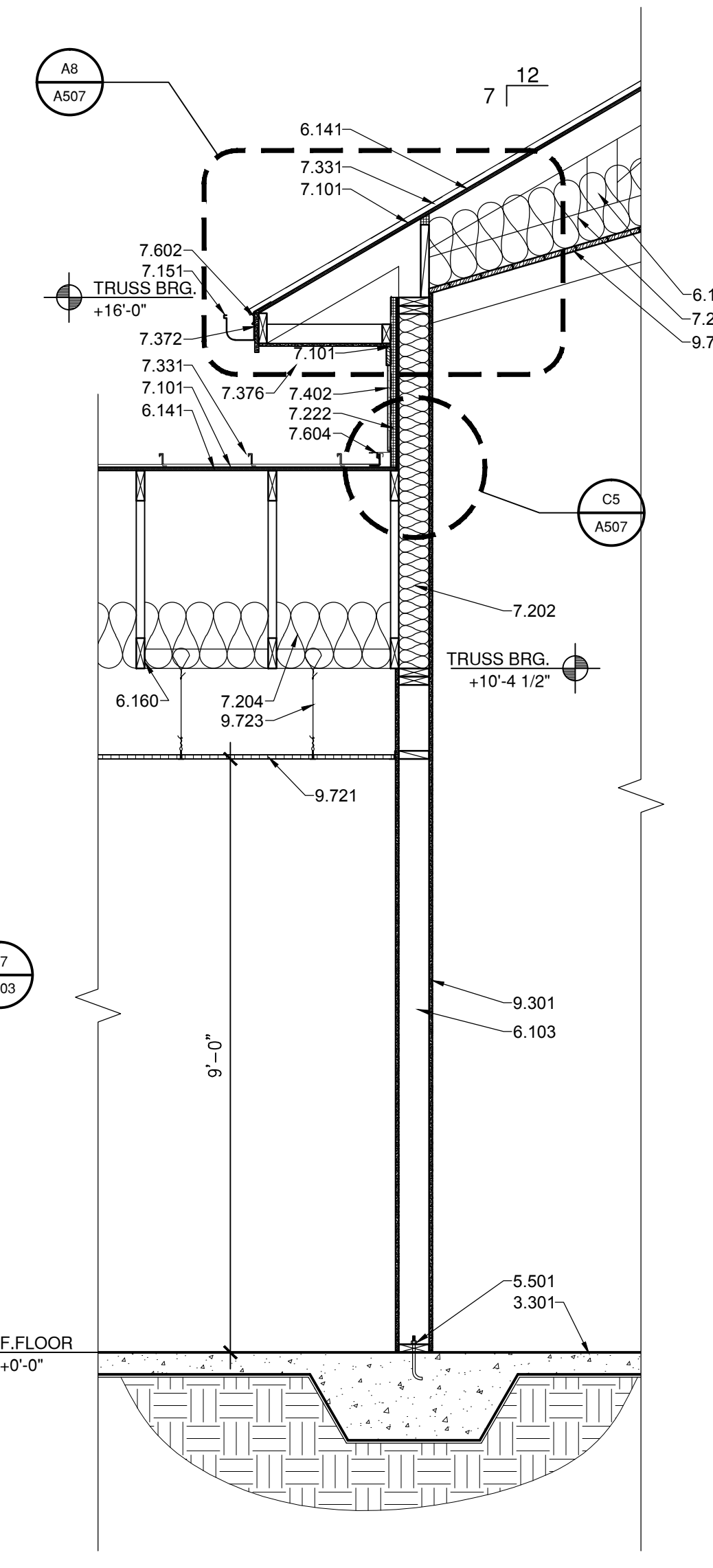


A1 WALL SECTION
 1/2" = 1'-0"

A3 WALL SECTION
 1/2" = 1'-0"



A5 WALL SECTION
 1/2" = 1'-0"



A9 WALL SECTION
 1/2" = 1'-0"

REFERENCE KEYNOTES

DIVISION 02 - SITE CONSTRUCTION
 2.010 - EXISTING GRADE

DIVISION 03 - CONCRETE
 3.301 - CONCRETE SLAB - SEE STRUCTURAL
 3.302 - CONCRETE FOOTING - SEE STRUCTURAL
 3.304 - SLOPE FLOOR TO DRAIN
 3.350 - CONCRETE SIDEWALK

DIVISION 04 - MASONRY
 4.204 - 6" PAINTED CONCRETE MASONRY UNIT
 4.209 - SPLIT FACE CONCRETE MASONRY UNIT

DIVISION 05 - METALS
 5.101 - STEEL COLUMN - SEE STRUCTURAL
 5.501 - ANCHOR BOLT - SEE STRUCTURAL
 5.502 - METAL HANGER

DIVISION 06 - WOOD AND PLASTICS
 6.103 - 2X6 WOOD STUD
 6.125 - RIPPERS
 6.132 - TECTUM PANEL
 6.141 - SHEATHING - SEE STRUCTURAL
 6.160 - WOOD TRUSS - SEE STRUCTURAL
 6.161 - WOOD JOIST - SEE STRUCTURAL
 6.163 - WOOD BEAM - SEE STRUCTURAL
 6.171 - WOOD LEDGER - SEE STRUCTURAL

DIVISION 07 - THERMAL AND MOISTURE PROTECTION
 7.101 - WEATHER RESISTANT BARRIER
 7.104 - ICE AND WATER SHIELD

7.151 - ROOF GUTTER
 7.202 - R-19 BATT INSULATION
 7.204 - R-38 BATT INSULATION
 7.222 - 1" RIGID INSULATION
 7.230 - CORAVENT
 7.331 - METAL ROOF PANEL SYSTEM
 7.372 - HARDIE BOARD FASCIA
 7.376 - VENTED HARDIE BOARD SOFFIT
 7.402 - BOARD AND BATTEN SIDING
 7.423 - HARDI BOARD SHAKE PANEL
 7.505 - METAL CAP
 7.511 - EPDM ROOFING
 7.602 - METAL DRIP EDGE FLASHING
 7.604 - METAL FLASHING
 7.905 - 1/2" EXPANSION JOINT

DIVISION 08 - OPENINGS
 8.250 - GUILLOTINE DOOR


DIVISION 09 - FINISHES
 9.301 - 5/8" GYPSUM BOARD
 9.721 - ACOUSTIC CEILING TILE
 9.723 - SUSPENDED CEILING SUPPORT
 9.750 - TONGUE AND GROOVE WOOD CEILING

DIVISION 11 - EQUIPMENT
 11.438 - SST. RUN GATE - O.F.C.I.

DIVISION 15 - MECHANICAL
 15.501 - TRENCH DRAIN

801 Lamberon Pl. NE
 Albuquerque, NM 87107
 Phone: (505) 858-0180
 Fax: (505) 858-0111
 Email: info@bdaarc.com

The documents transmitted herein are the sole Intellectual Property of BDA Architecture, P.C. Any use, reuse, or reproduction in any form without the express written consent of, and compensation to, BDA Architecture is a violation of Federal Law.



CARSON CITY ANIMAL SHELTER
 549 Airport Road
 Carson City, Nevada 89701
 City of Carson City
 Copyright, 2015, BDA ARCHITECTURE PC.

WALL SECTIONS

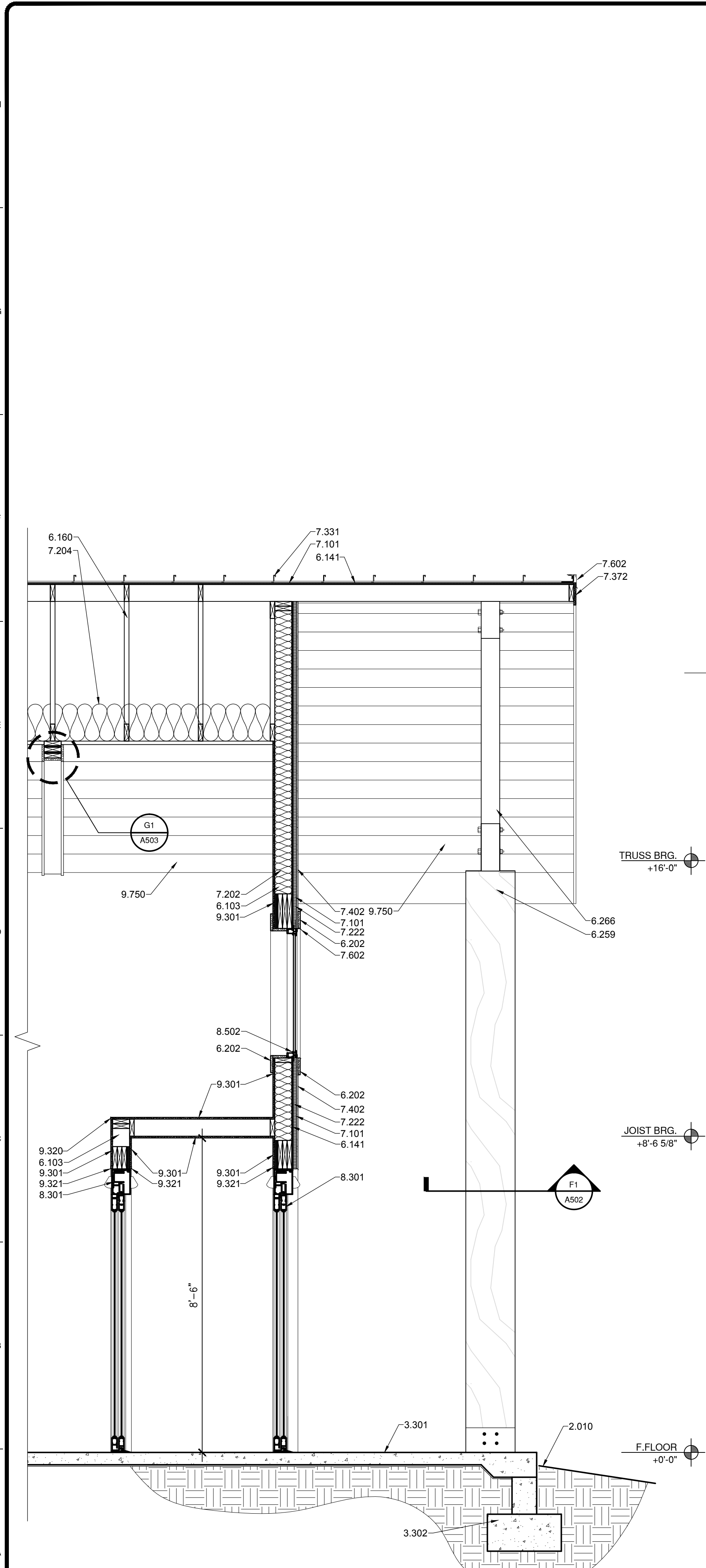
REV.#	DATE	COMMENTS

REVIEWS

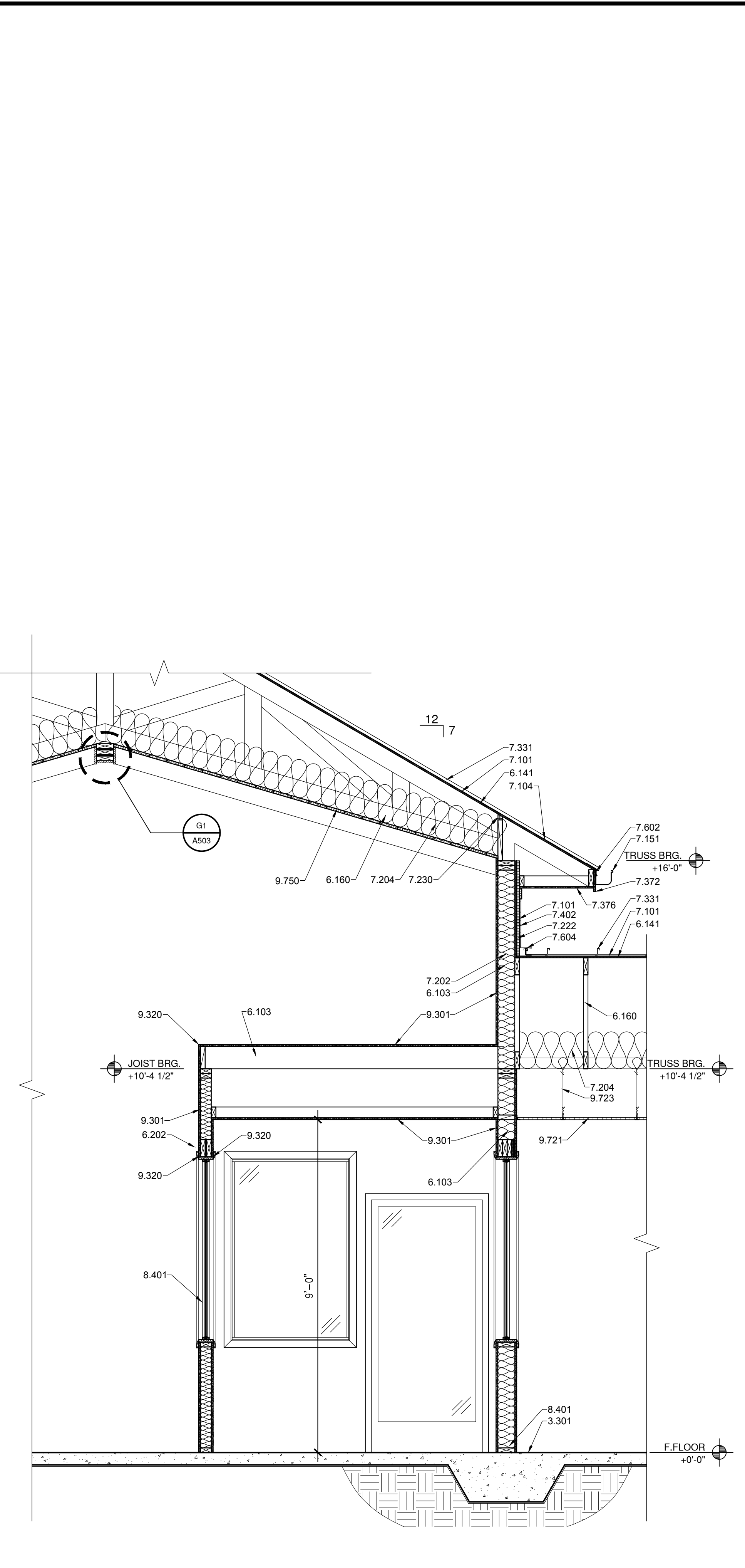
INITIALS	REVISION
	BDA DSGN. REV.
	BDA TECH REV.

CCAS
 PROJECT NO.: 1107
 DRAWN: MLL
 DATE: 7/23/2015
A303
 OF

Save Date: July 23, 2015 - 4:46 PM - Lawrence
 Drawing Name: G:\Arch\2011\1107-Carson City Animal Shelter\BDA\DWGS\CDs\Carson City VE\Carson City\Sheets\1107-A304 Wall Sections.dwg



A1 WALL SECTION
 1/2" = 1'-0"




A4 WALL SECTION
 1/2" = 1'-0"

REFERENCE KEYNOTES

- DIVISION 02 - SITE CONSTRUCTION
 - 2.010 - EXISTING GRADE
- DIVISION 03 - CONCRETE
 - 3.301 - CONCRETE SLAB - SEE STRUCTURAL
 - 3.302 - CONCRETE FOOTING - SEE STRUCTURAL
- DIVISION 06 - WOOD AND PLASTICS
 - 6.103 - 2X6 WOOD STUD
 - 6.141 - SHEATHING - SEE STRUCTURAL
 - 6.160 - WOOD TRUSS - SEE STRUCTURAL
 - 6.202 - ARCHITECTURAL TRIM
 - 6.259 - PAINTED WOOD COLUMN
 - 6.266 - EXPOSED WOOD TRUSS
- DIVISION 07 - THERMAL AND MOISTURE PROTECTION
 - 7.101 - WEATHER RESISTANT BARRIER
 - 7.104 - ICE AND WATER SHIELD
 - 7.151 - ROOF GUTTER
 - 7.202 - R-19 BATT INSULATION
 - 7.204 - R-38 BATT INSULATION
 - 7.222 - 1" RIGID INSULATION
 - 7.230 - CORAVENT
 - 7.331 - METAL ROOF PANEL SYSTEM
 - 7.372 - HARDIE BOARD FASCIA
 - 7.376 - VENTED HARDIE BOARD SOFFIT
 - 7.402 - BOARD AND BATTEN SIDING
 - 7.602 - METAL DRIP EDGE FLASHING
 - 7.604 - METAL FLASHING
- DIVISION 08 - OPENINGS
 - 8.301 - SLIDING DOOR AND FRAME AS SCHEDULED
 - 8.401 - STOREFRONT SYSTEM
 - 8.502 - EXTERIOR VINYL WINDOW AS SCHEDULED
- DIVISION 09 - FINISHES
 - 9.301 - 5/8" GYPSUM BOARD
 - 9.320 - CORNER BEAD
 - 9.321 - J-CASING BEAD
 - 9.721 - ACOUSTIC CEILING TILE
 - 9.723 - SUSPENDED CEILING SUPPORT
 - 9.750 - TONGUE AND GROOVE WOOD CEILING

801 Lamberon Pl. NE
 Albuquerque, NM 87107
 Phone: (505) 858-0180
 Fax: (505) 858-0111
 Email: info@bdaarc.com

The documents transmitted herein are the sole Intellectual Property of BDA Architecture, P.C. Any use, reuse, or reproduction in any form without the express written consent of, and compensation to, BDA Architecture is a violation of Federal Law.



CARSON CITY ANIMAL SHELTER
 549 Airport Road
 Carson City, Nevada 89701
 City of Carson City
 Copyright, 2015, BDA ARCHITECTURE PC.

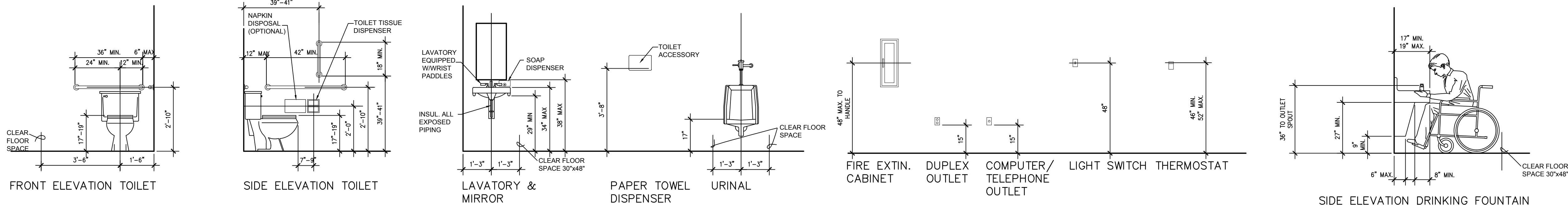
WALL SECTIONS

REV.#	DATE	COMMENTS

INITIALS	REVIEWS
	BDA DSGN. REV.
	BDA TECH REV.

CCAS
 PROJECT NO.: 1107
 DRAWN: -
 DATE: 7/23/2015

A304
 OF -



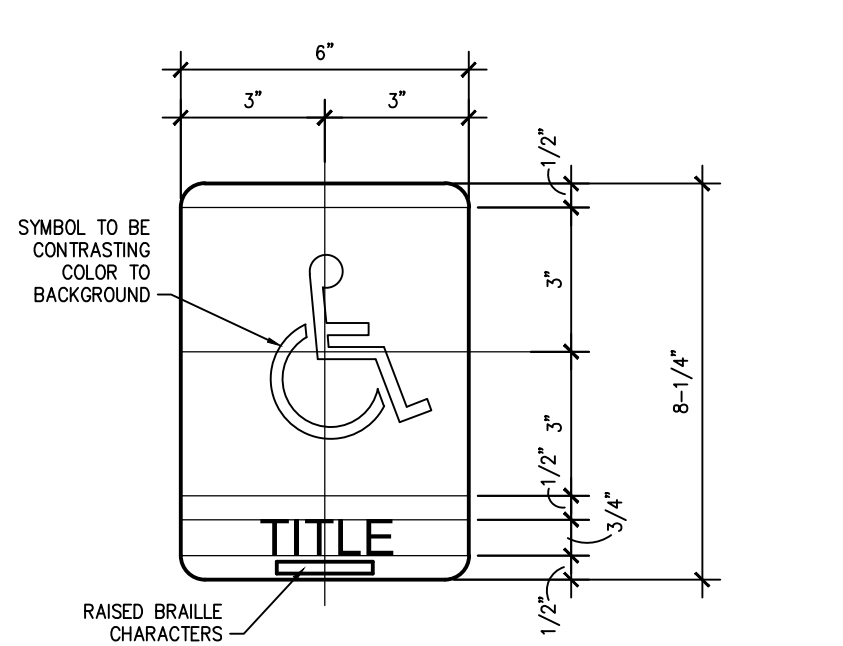
TYPICAL ADA RESTROOM AND MECHANISM MOUNTING HEIGHTS

- GENERAL NOTES:**
- IF THERE ARE ANY CONFLICTS BETWEEN INFORMATION PROVIDED ON THIS SHEET AND INFORMATION PROVIDED ON OTHER CONTRACT DOCUMENTS, THE ARCHITECT IS TO BE NOTIFIED IMMEDIATELY.
 - THESE ARE TO BE CONSIDERED MINIMUM REQUIREMENTS. LOCAL ORDINANCES MAY HAVE REQUIREMENTS CONTRADICTING INFORMATION CONTAINED ON THIS SHEET. IF THIS IS THE CASE, THE ARCHITECT IS TO BE NOTIFIED IMMEDIATELY. IN ANY CASE, THE LOCAL ORDINANCE REQUIREMENTS APPLY.
 - SEISMIC BRACING REQUIREMENTS AND DETAILS ARE BASED ON THE INTERNATIONAL BUILDING CODE. FOR JURISDICTIONS NOT COVERED BY THE IBC, LOCAL REQUIREMENTS WILL APPLY.

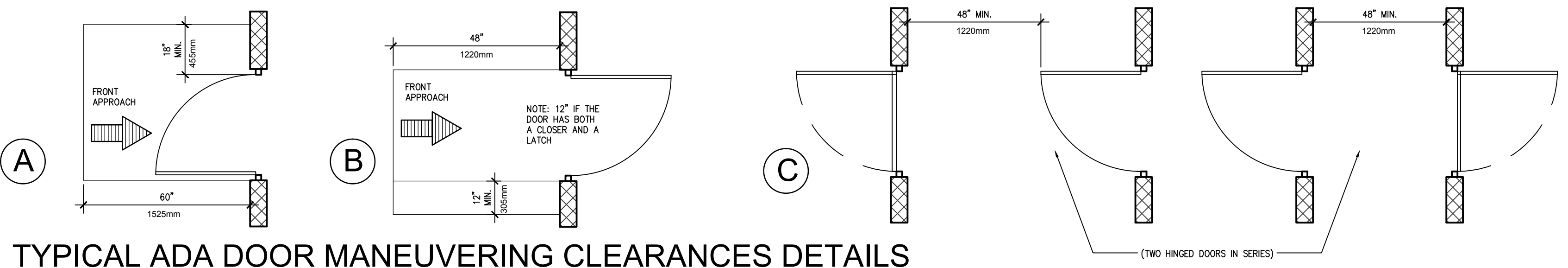
- DOORS:**
- CLEAR WIDTH: DOORWAY SHALL HAVE A CLEAR OPENING OF 32" (815mm) MINIMUM WITH DOOR OPEN 90 DEG. CLEAR OPENING SHALL BE MEASURED BETWEEN THE FACE OF DOOR AND STOP (ANSI 4.13.5)
- MANEUVERING CLEARANCES AT DOORS: FRONT APPROACHES TO PULL SIDE OF SWINGING DOORS SHALL HAVE MANEUVERING SPACE THAT EXTENDS 18" (455mm) MINIMUM BEYOND THE LATCH SIDE OF THE DOOR AND 60" (1525mm) MINIMUM PERPENDICULAR TO THE DOORWAY, SEE DTL. A THIS SHEET. (ANSI 4.13.6.1)
- FRONT APPROACHES TO PUSH SIDE OF SWINGING DOORS, EQUIPPED WITH BOTH CLOSER AND LATCH, SHALL HAVE MANEUVERING SPACE THAT EXTENDS 12" (305mm) MINIMUM BEYOND THE LATCH SIDE OF THE DOOR AND 48" (1220mm) MINIMUM PERPENDICULAR TO THE DOORWAY, SEE DTL B THIS SHEET. (ANSI 4.13.6.2)
- FRONT APPROACHES TO PUSH SIDE OF SWINGING DOORS, NOT EQUIPPED WITH LATCH AND CLOSER, SHALL HAVE MANEUVERING SPACE THAT IS THE SAME WIDTH AS DOOR OPENING AND EXTENDS 48" (1220mm) MINIMUM PERPENDICULAR TO THE DOORWAY, SEE DTL B THIS SHEET. (ANSI 4.13.6.3)
- TWO DOORS IN SERIES: SPACE BETWEEN TWO HINGED OR PIVOTED DOORS IN SERIES SHALL BE 48" (1220mm) PLUS THE WIDTH OF ANY DOOR SWINGING INTO THE SPACE. DOORS IN SERIES SHALL SWING EITHER IN SAME DIRECTION OR AWAY FROM SPACE BETWEEN DOORS, SEE DTL C THIS SHEET. (ANSI 4.13.7)
- THRESHOLDS AT DOORWAYS: THRESHOLDS, IF PROVIDED, AT DOORWAYS SHALL BE 1/2" (13mm) HIGH MAXIMUM EXCEPT THAT THRESHOLDS FOR EXTERIOR RESIDENTIAL SLIDING DOORS SHALL BE 3/4" (19mm) HIGH MAXIMUM. (ANSI 4.13.8)
- DOOR HARDWARE: HANDLES, PULLS, LATCHES, LOCKS, AND OTHER OPERABLE PARTS ON ACCESSIBLE DOORS SHALL HAVE A SHAPE THAT IS EASY TO GRASP WITH ONE HAND AND DOES NOT REQUIRE TIGHT GRASPING, TIGHT PINCHING, OR TWISTING OF THE WRIST TO OPERATE. (ANSI 4.13.9) [GENERALLY LEVER HANDLE STYLE]
- DOOR CLOSERS: DOOR CLOSERS SHALL BE ADJUSTED SO THAT FROM AN OPEN POSITION OF 90 DEG., THE TIME REQUIRED TO MOVE THE DOOR TO AN OPEN POSITION OF 12 DEG. WILL BE 5 SECONDS MINIMUM. (ANSI 4.13.10)
- DOOR-OPENING FORCE: FIRE DOORS SHALL HAVE THE MINIMUM OPENING FORCE ALLOWABLE BY THE APPROPRIATE ADMINISTRATIVE AUTHORITY. THE REQUIRED FORCE FOR PUSHING OR PULLING OPEN DOORS OTHER THAN FIRE DOORS SHALL BE AS FOLLOWS:
 - INTERIOR HINGED DOOR: 5.0lb. (22.2N) MAX.
 - SLIDING/FOLDING DOOR: 5.0lb. (22.2N) MAX.
 THESE FORCES DO NOT APPLY TO THE FORCE REQUIRED TO RETRACT LATCH BOLTS OR DISENGAGE OTHER DEVICES THAT HOLD THE DOOR IN A CLOSED POSITION. (ANSI 4.13.11)

CHANGES IN LEVEL:

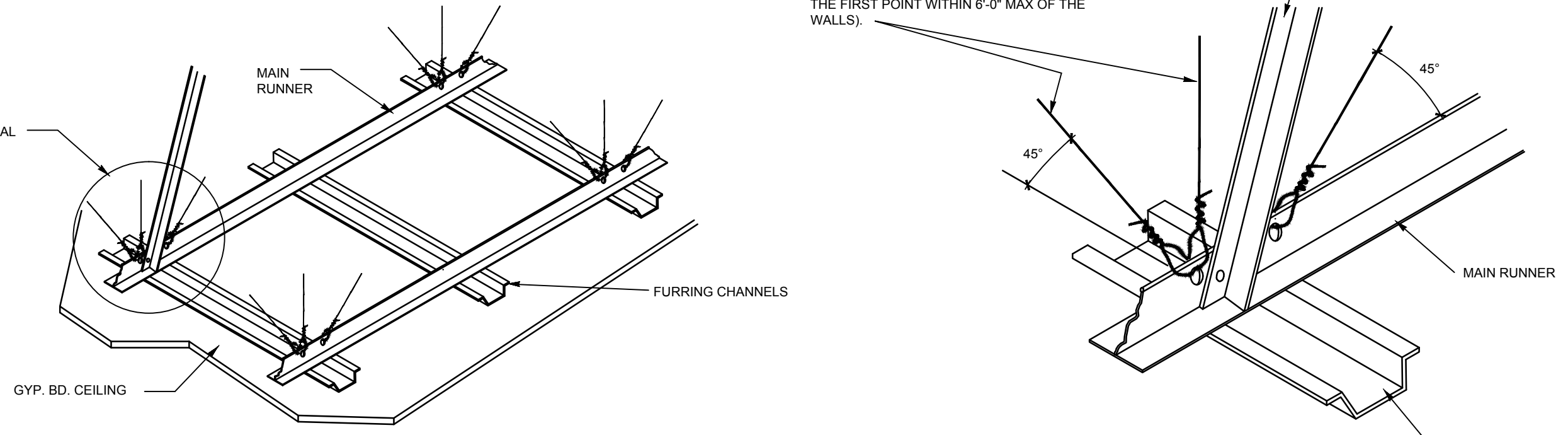
CHANGES IN LEVEL OF 1/4" (6mm) HIGH MAXIMUM SHALL BE PERMITTED TO BE VERTICAL AND WITHOUT EDGE TREATMENT (ANSI 4.5.2.1) CHANGES IN LEVEL BETWEEN 1/4" (6mm) HIGH MINIMUM AND 1/2" (13mm) HIGH MAXIMUM SHALL BE BEVELED WITH A SLOPE NOT STEEPER THAN 1:2. (ANSI 4.5.2.2)



TYP. INT. SYMBOL SIGN

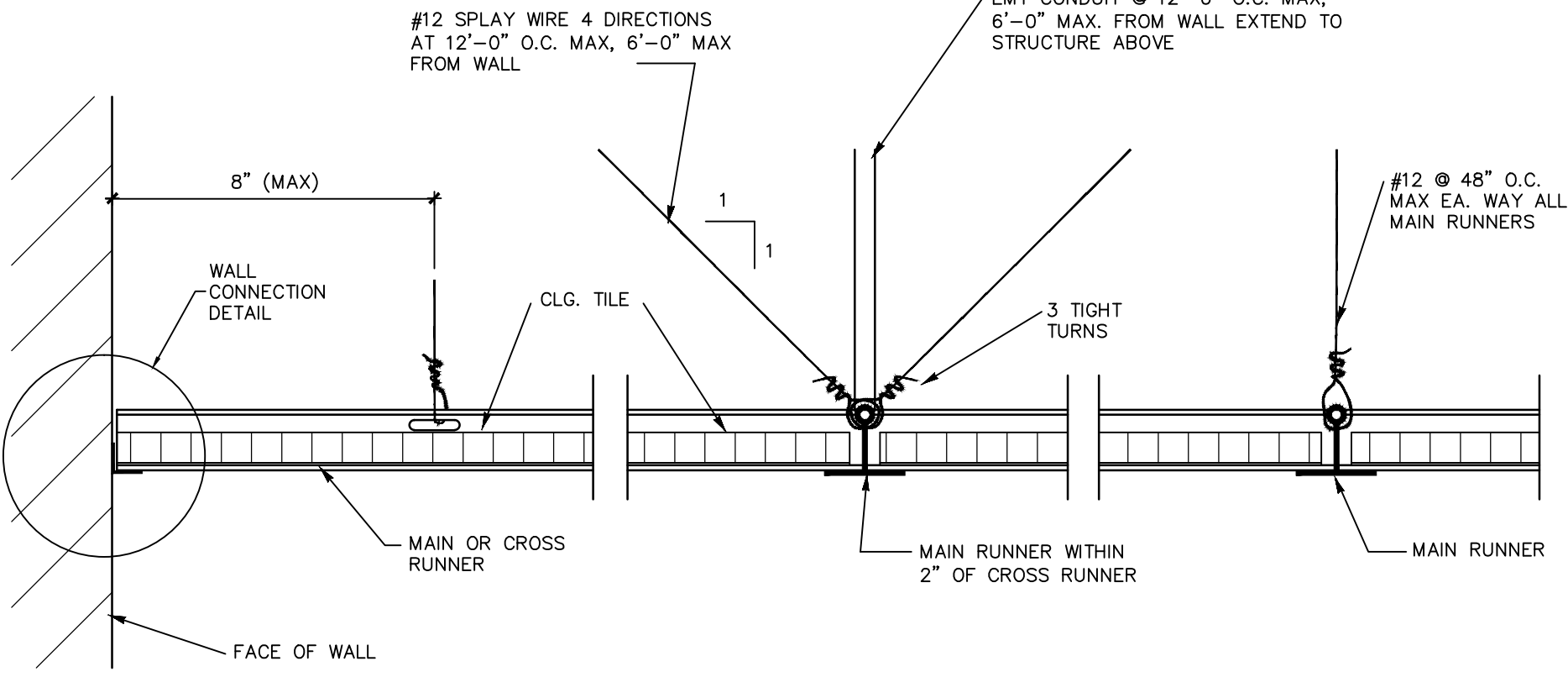


TYPICAL ADA DOOR MANEUVERING CLEARANCES DETAILS



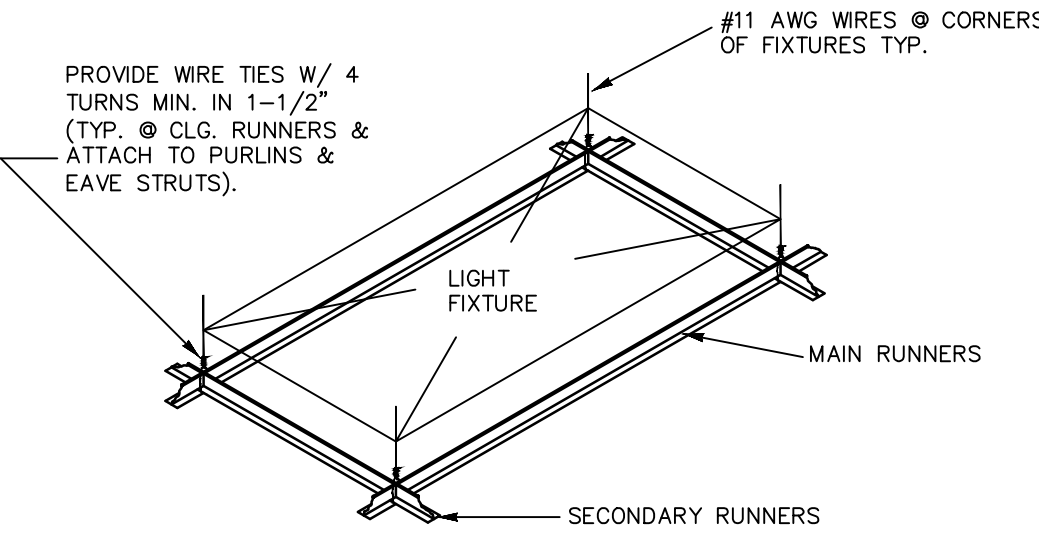
LATERAL BRACING DETAIL

N.T.S.

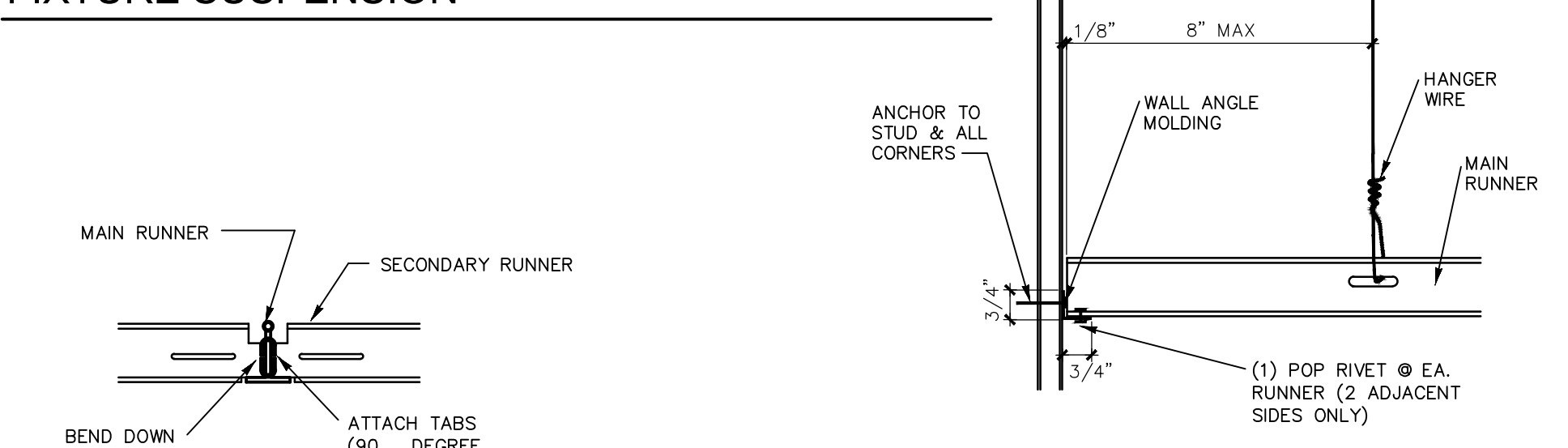


SUSPENDED CEILING

EMT SIZE (NOMINAL)	LENGTH (L/r< 200)
1/2"	≤ 3'-10"
3/4"	≤ 5'-0"
1"	≤ 6'-6"
1 1/4"	≤ 8'-6"
1 1/2"	≤ 9'-10"



FIXTURE SUSPENSION

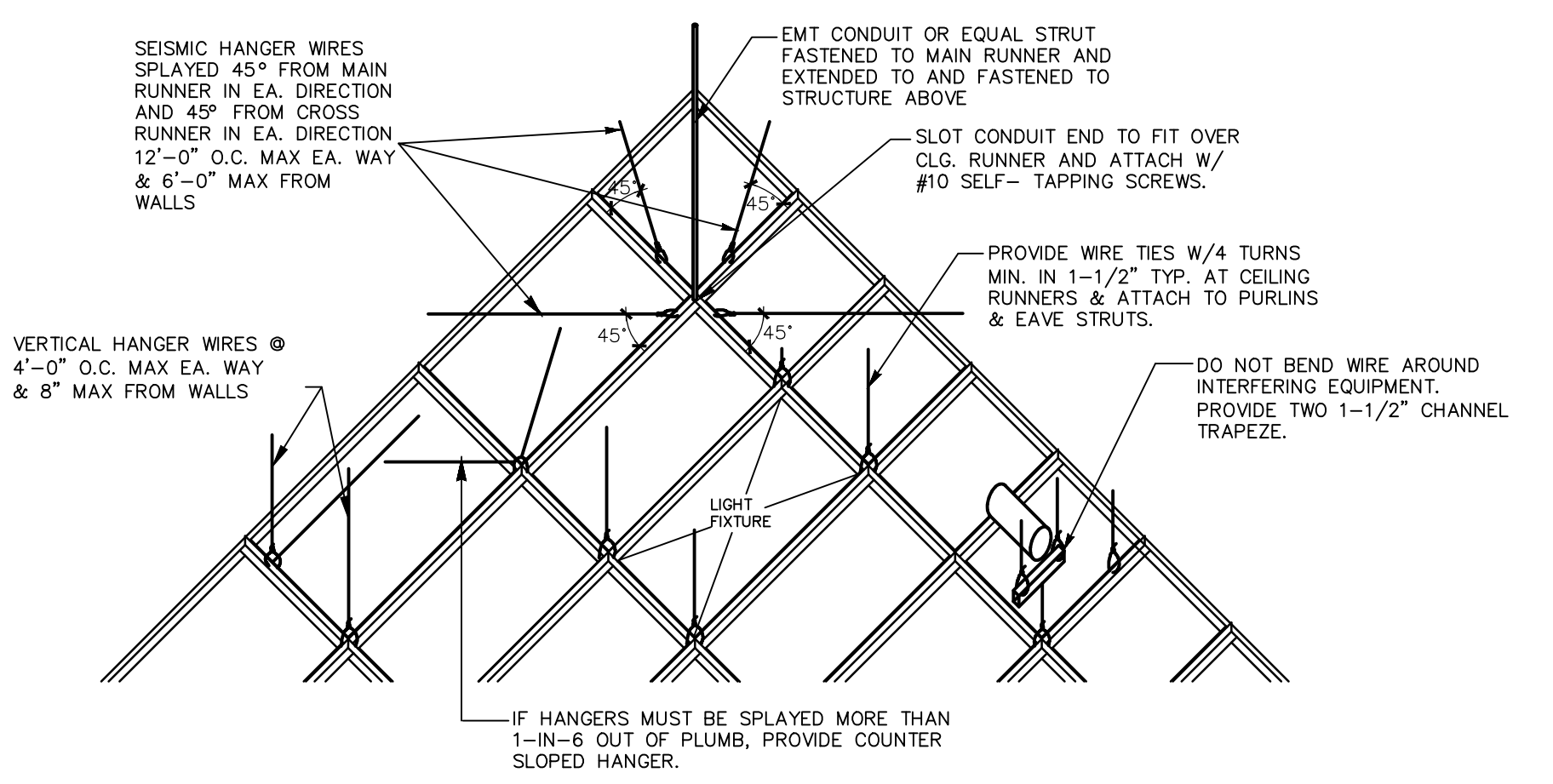


RUNNER ATTACHMENT

T-BAR MAIN/CROSS MEMBER TO WALL CONNECTION

TYPICAL SUSPENDED CEILING BRACING DETAIL

N.T.S.




TYPICAL REINFORCED SUSPENDED CEILING BRACING DETAIL

N.T.S.

801 Lamberon Pl. NE
 Albuquerque, NM 87107
 Phone: (505) 858-0180
 Fax: (505) 858-0111
 Email: info@bdaarc.com

The documents transmitted herein are the sole Intellectual Property of BDA Architecture, P.C. Any use, reuse, or reproduction in any form without the express written consent of, and compensation to, BDA Architecture is a violation of Federal Law.

BDA



CARSON CITY ANIMAL SHELTER
 549 Airport Road
 Carson City, Nevada 89701
 City of Carson City
 Copyright, 2015, BDA ARCHITECTURE PC.

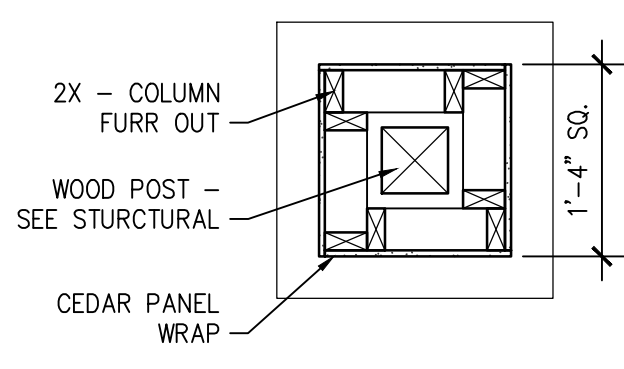
MISC. DETAILS

REVISION	DATE	COMMENTS

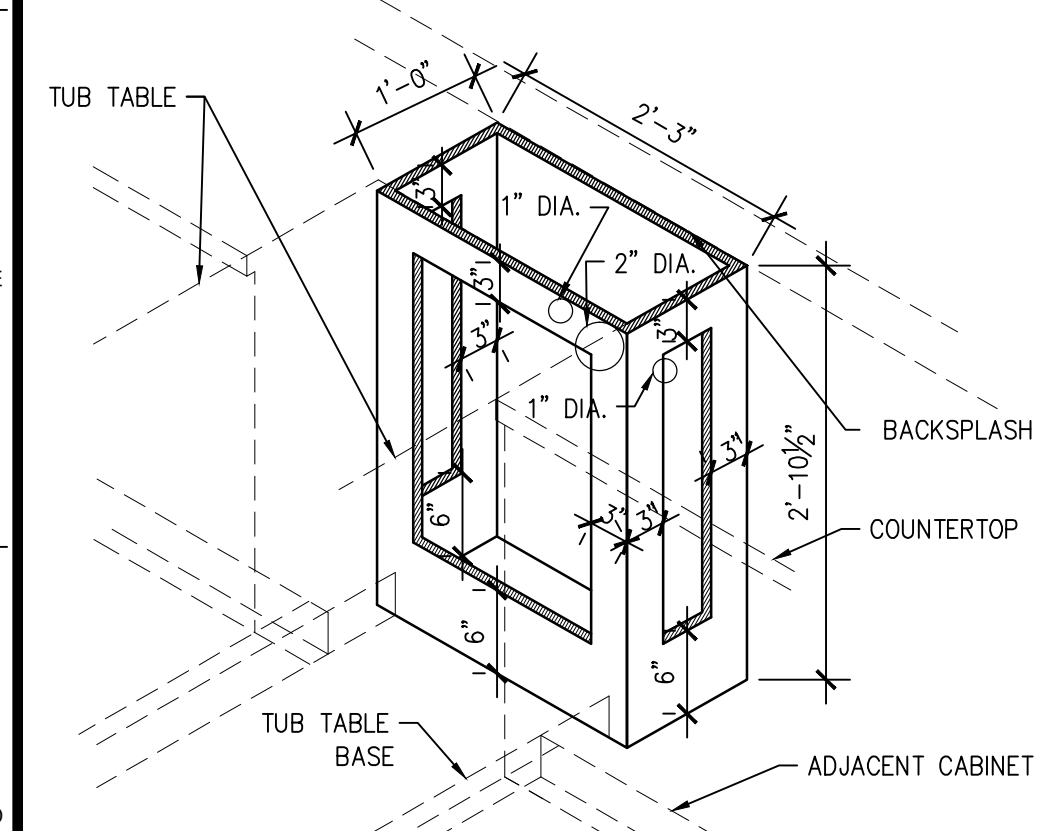
INITIALS	REVISIONS
	BDA DSGN. REV.
	BDA TECH REV.

CCAS
 PROJECT NO.: 1107
 DRAWN: -
 DATE: 7/23/2015
A501
 OF

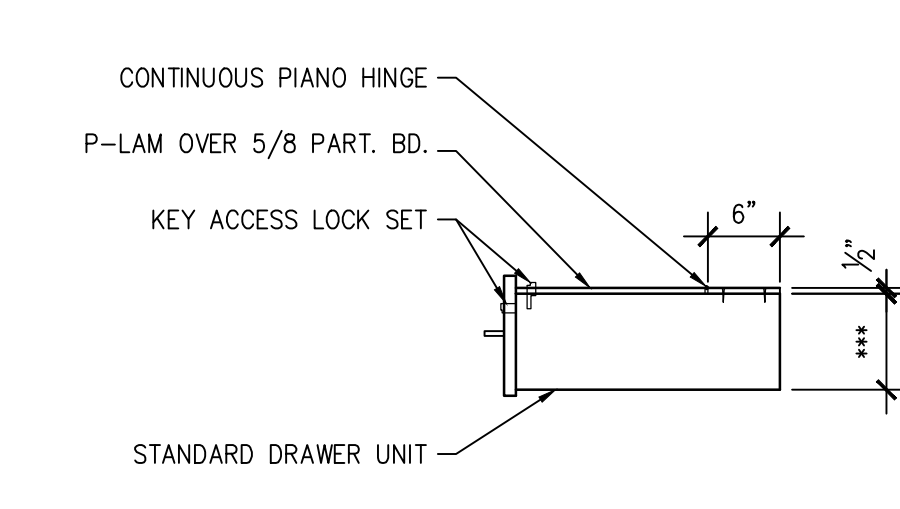
Save Date: July 23, 2015 - 4:46 PM - Julie
 Drawing Name: G:\Arch\2011\1107-Carson City Animal Shelter\BDA\DWGS\CD\Carson City VET\Carson City\Sheets\1107-A502 Misc. Details.dwg



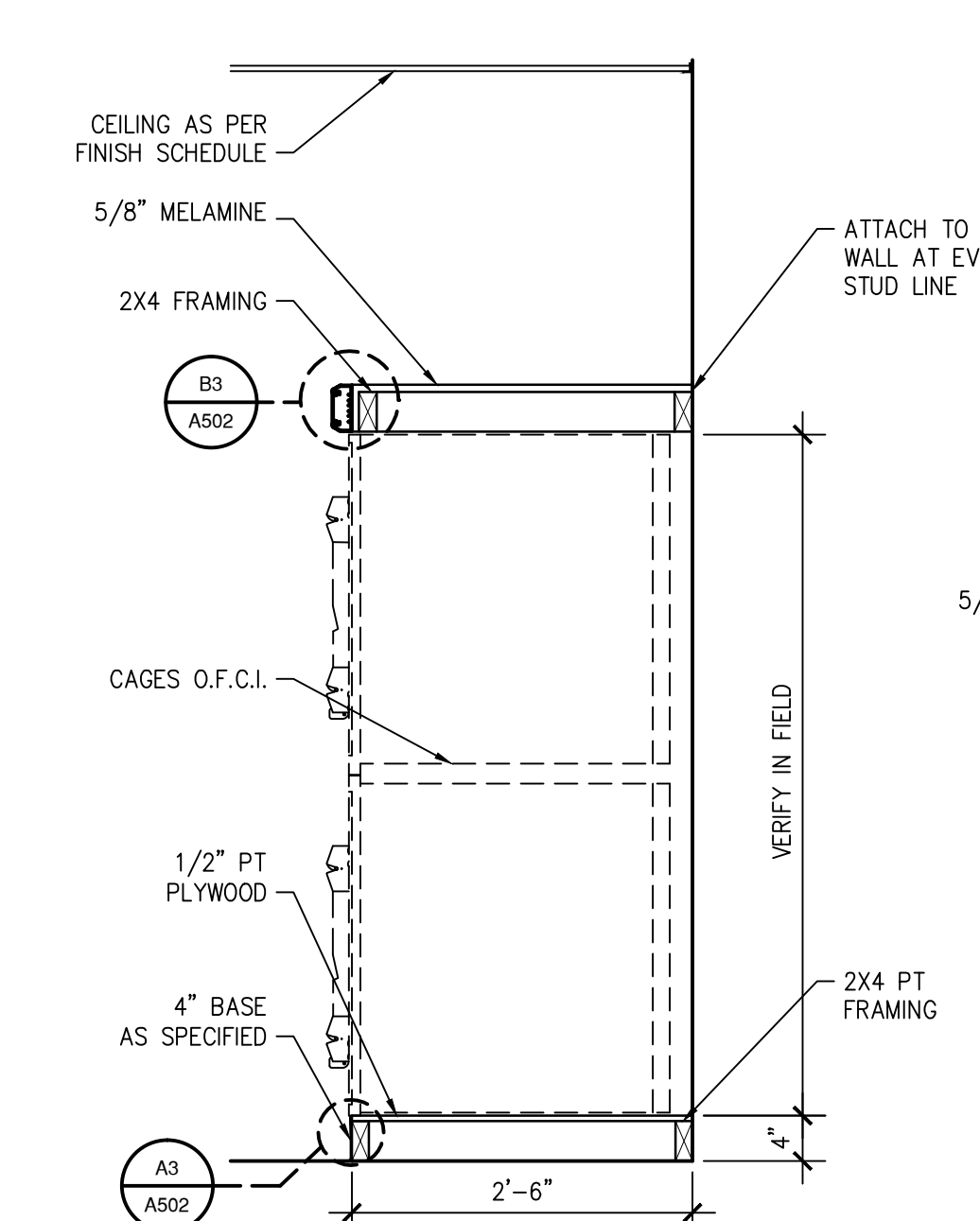
F1 COLUMN DETAIL
 3/4" = 1'-0"



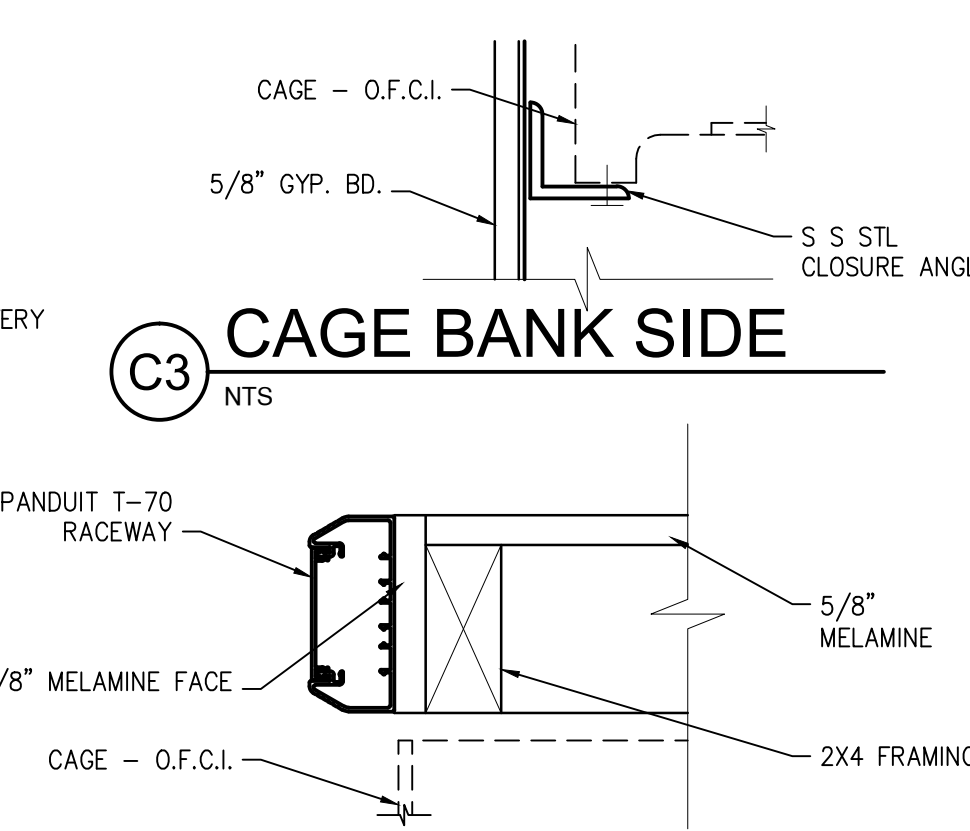
D1 TUB TABLE CABINET
 3/4" = 1'-0"
 EXAM / TREATMENT RM



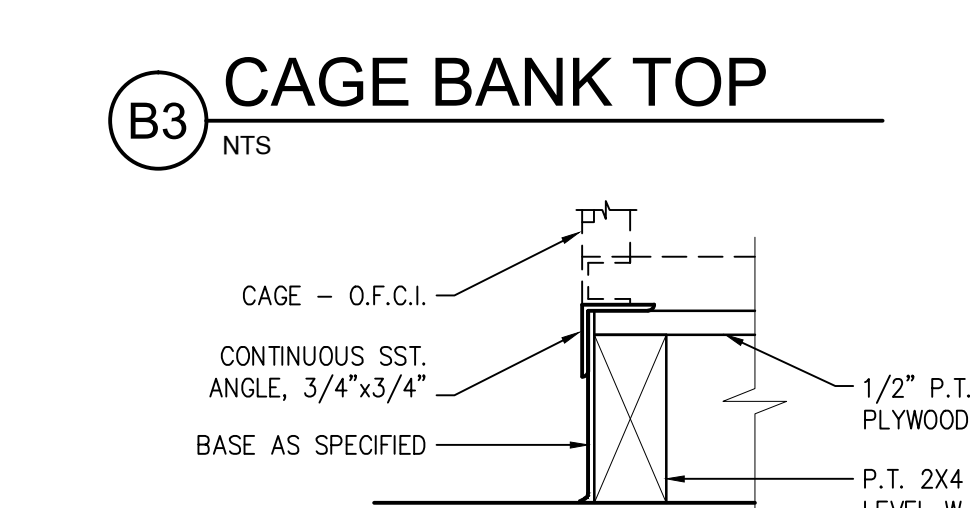
D3 LOCKING DRAWER
 3/4" = 1'-0"
 EXAM / TREATMENT RM



A1 CAGE BANK SECTION
 3/4" = 1'-0"



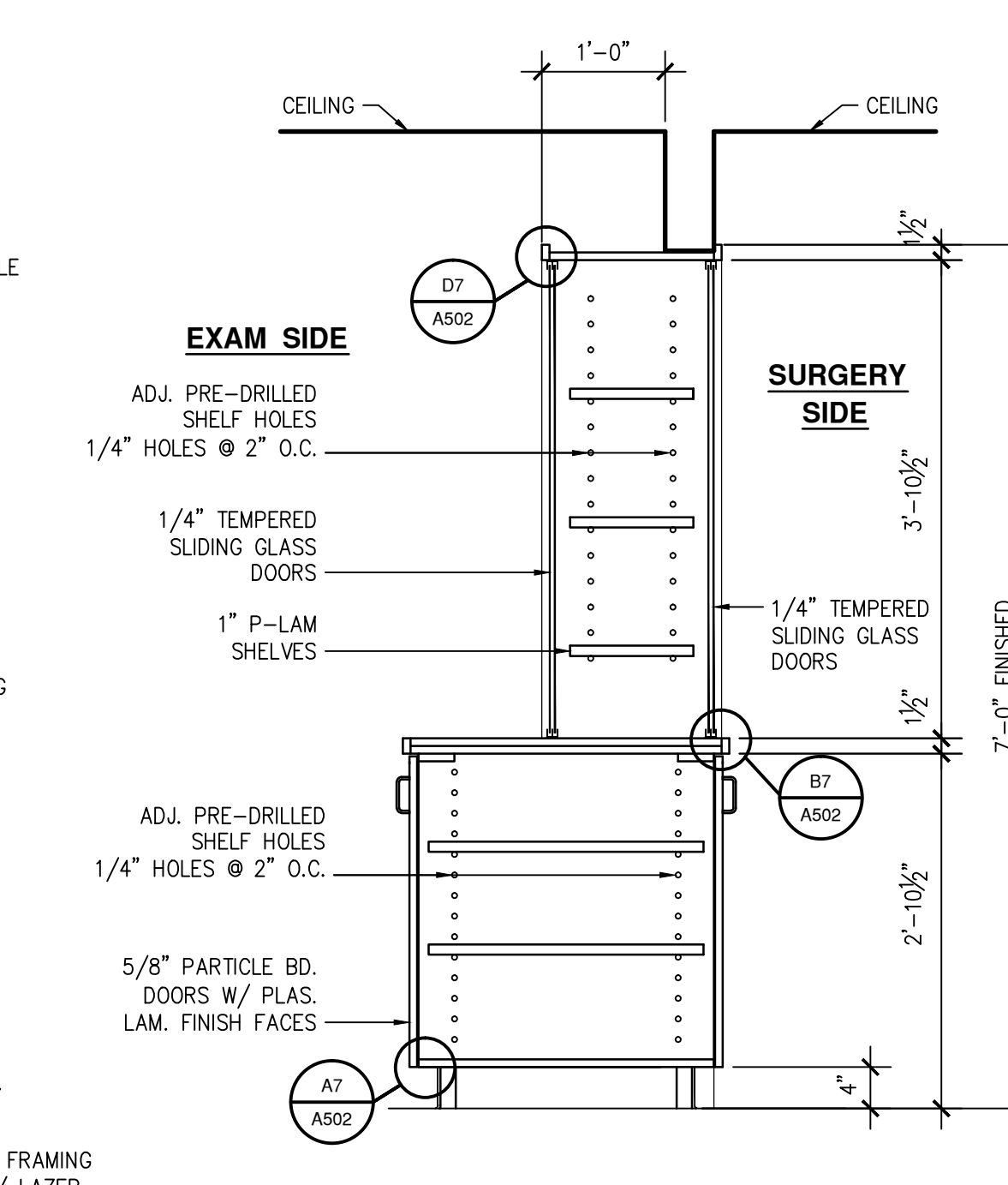
C3 CAGE BANK SIDE
 N.T.S.



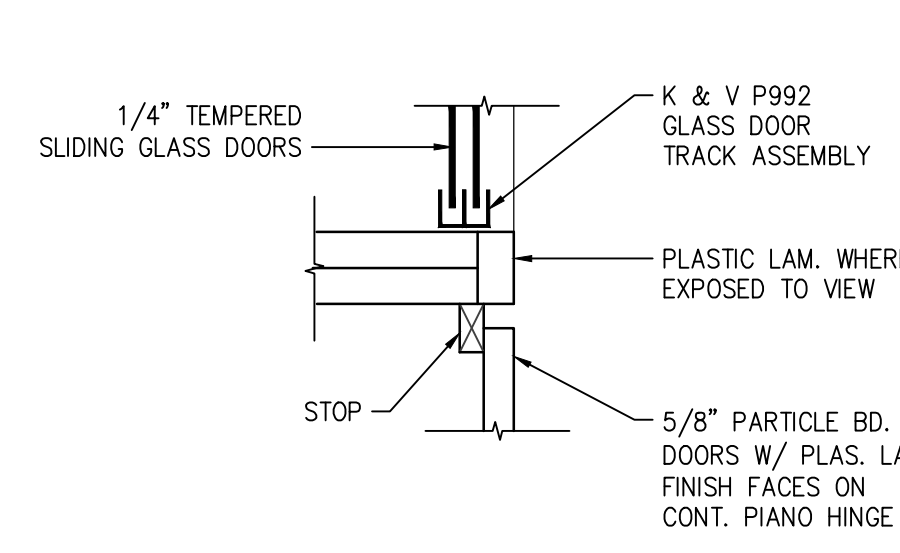
B3 CAGE BANK TOP
 N.T.S.



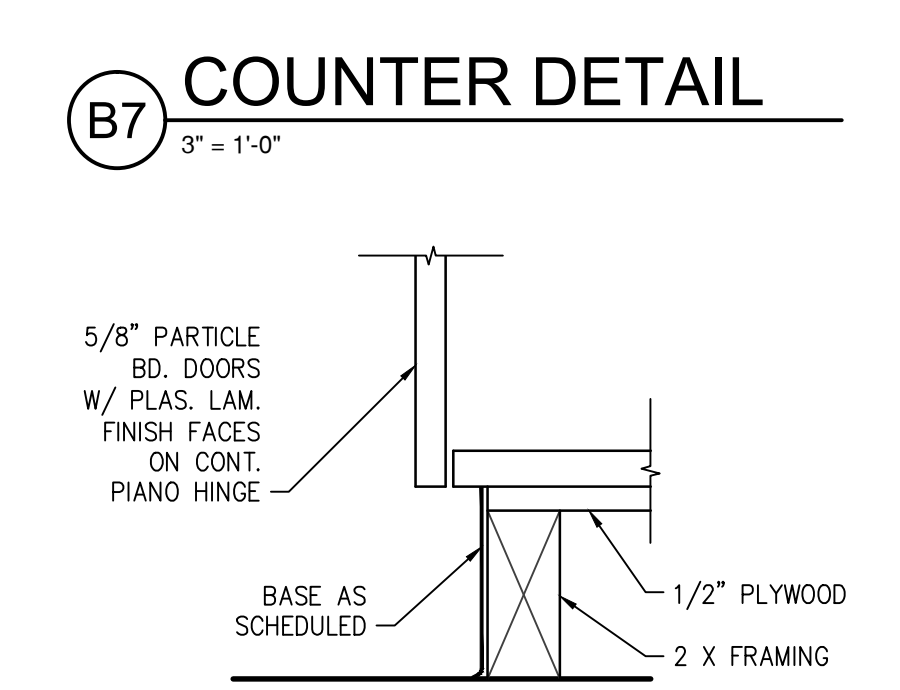
A3 CAGE BANK BASE
 N.T.S.



A5 PASS-THRU SECTION
 3/4" = 1'-0"
 P-LAM BELOW



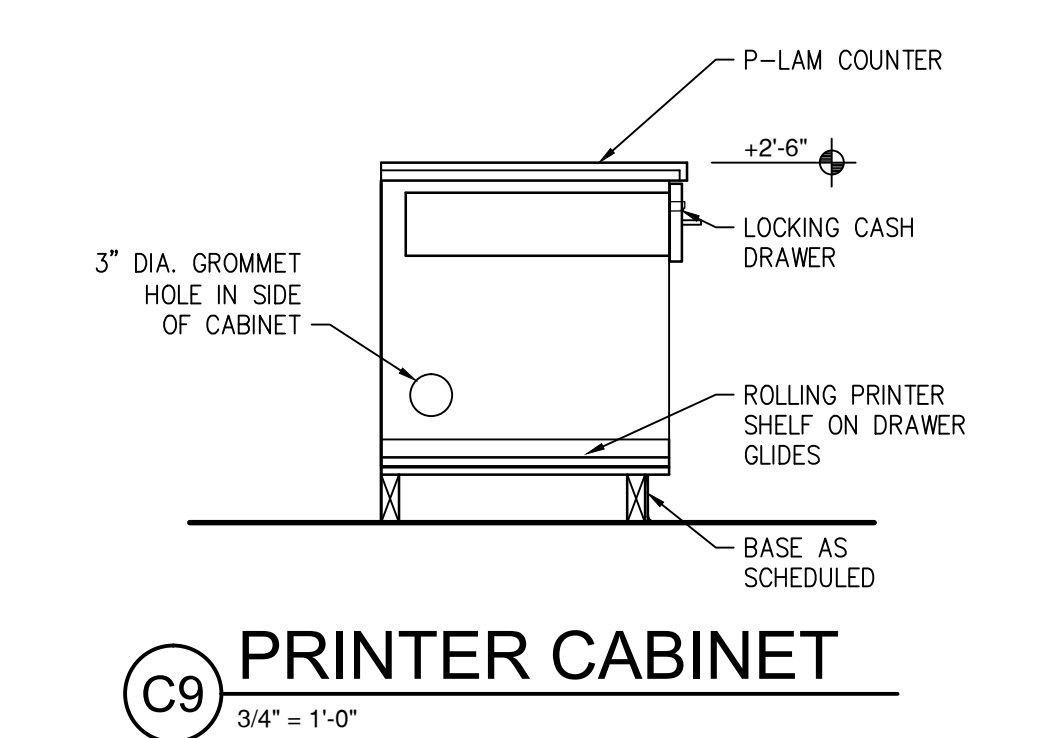
D7 TOP SHELF DETAIL
 3" = 1'-0"



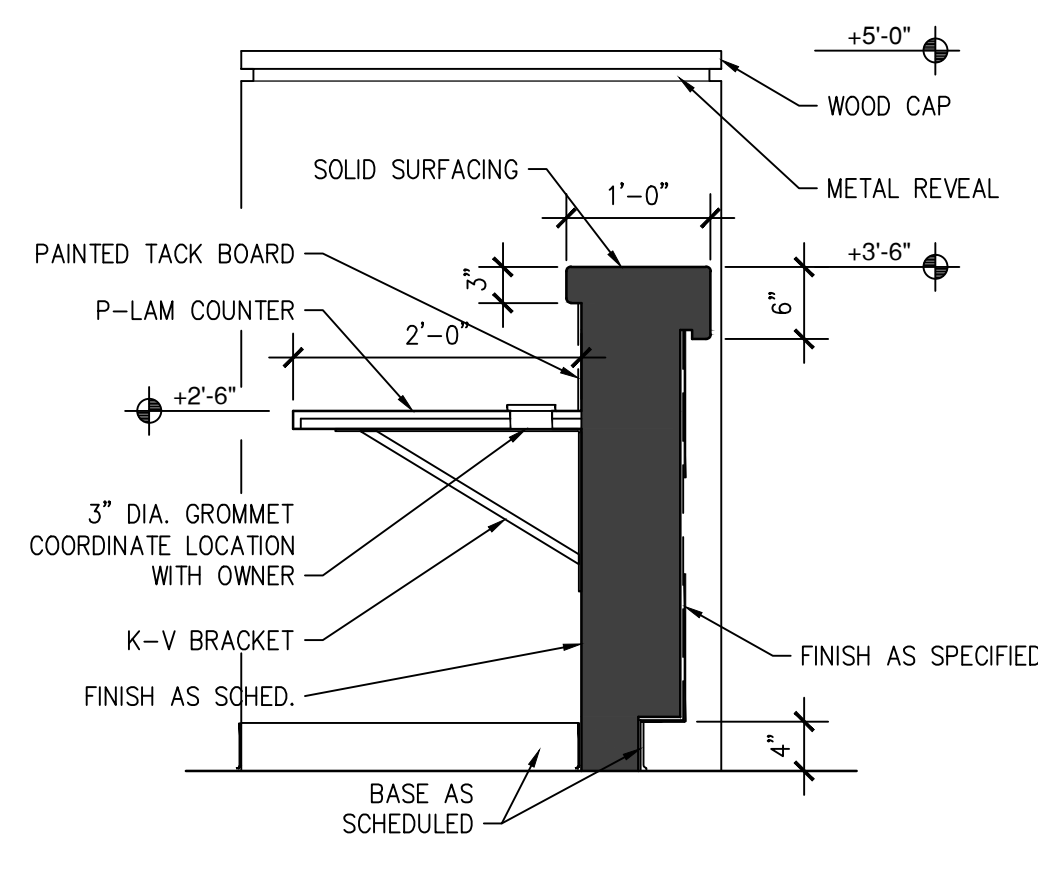
B7 COUNTER DETAIL
 3" = 1'-0"



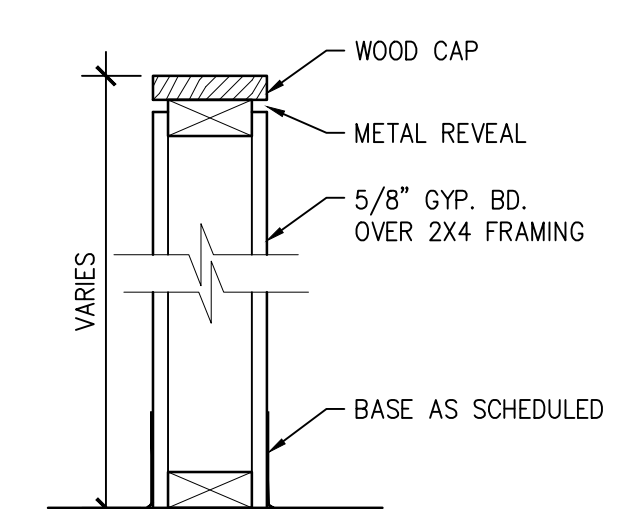
A7 BASE DETAIL
 3" = 1'-0"



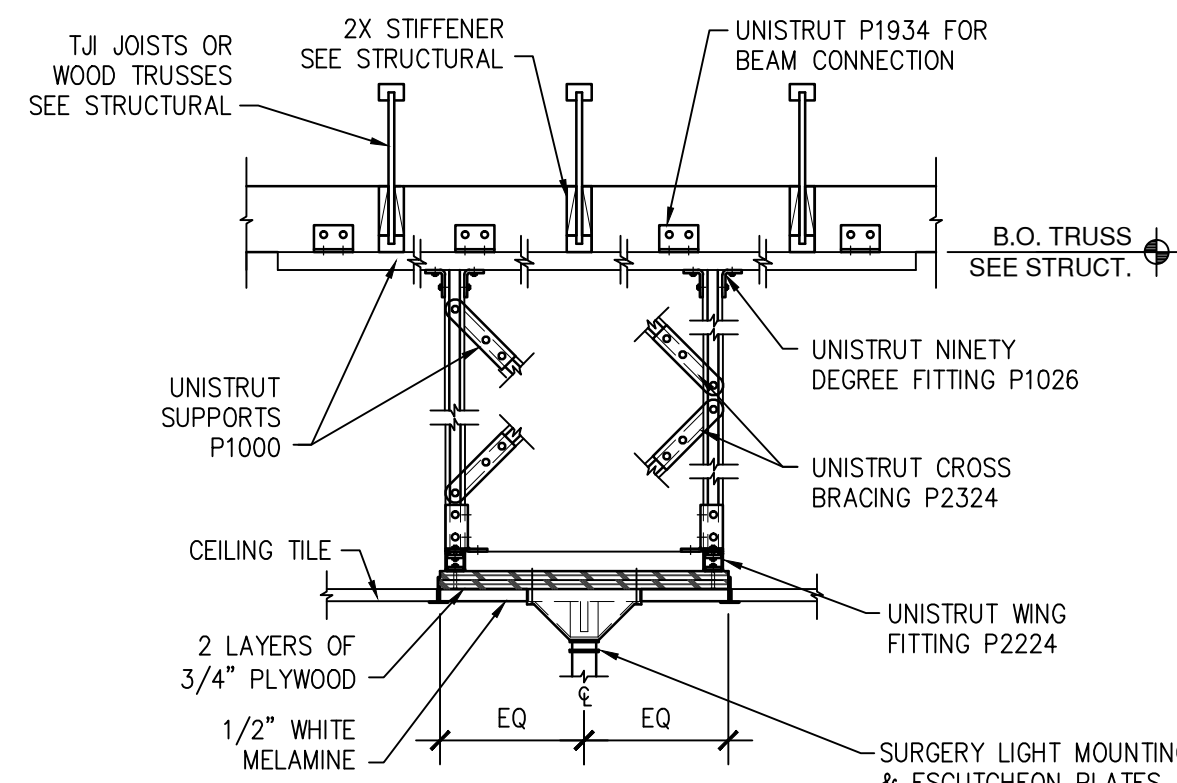
C9 PRINTER CABINET
 3/4" = 1'-0"



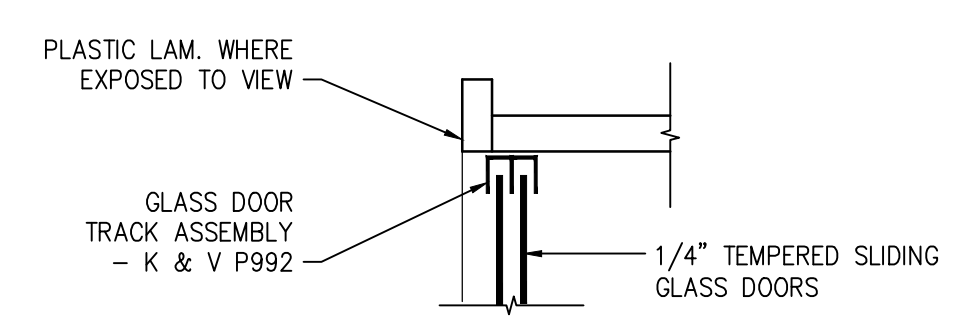
A9 RECEPTION DESK
 3/4" = 1'-0"



G5 HALF WALL SECTION
 N.T.S.



F5 CLG MOUNTED SURGERY/EXAM LIGHT
 1" = 1'-0"





D7 TOP SHELF DETAIL
 3" = 1'-0"

- GENERAL NOTES:**
- A. GROMMET LOCATIONS IN COUNTER TOPS TO BE COORDINATED WITH THE OWNER.
 - B. ALL EXPOSED OUTSIDE CORNERS OF INTERIOR WALLS SHALL HAVE CORNER GUARDS, U.N.O.
 - C. ALL EXPOSED COUNTER TOP CORNERS (AS SEEN PLAN VIEW) SHALL HAVE A 2" RADIUS.
 - D. PROVIDE ADEQUATE SUPPORT BRACING IN WALL AT ALL CABINETS AS REQUIRED.

801 Lamberton Pl. NE
 Albuquerque, NM 87107
 Phone: (505) 858-0180
 Fax: (505) 858-0111
 Email: info@bdaarc.com

The documents transmitted herein are the sole Intellectual Property of BDA Architecture, P.C. Any use, reuse, or reproduction in any form without the express written consent of, and compensation to, BDA Architecture is a violation of Federal law.



CARSON CITY ANIMAL SHELTER
 549 Airport Road
 Carson City, Nevada 89701
 City of Carson City
 Copyright, 2015, BDA ARCHITECTURE PC.

MISC. DETAILS

REV.#	DATE	COMMENTS

REVIEWS	
INITIALS	
-	BDA DSGN. REV.
-	BDA TECH REV.

CCAS
 PROJECT NO.: 1107
 DRAWN: -
 DATE: 7/23/2015


A502
 OF

REFERENCE KEYNOTES

- DIVISION 06 - WOOD AND PLASTICS
- 6.101 - WOOD FRAMING
 - 6.160 - WOOD TRUSS - SEE STRUCTURAL
 - 6.164 - WOOD HEADER - SEE STRUCTURAL
 - 6.202 - ARCHITECTURAL TRIM
 - 6.242 - 1" WIDE WOOD TRIM
- DIVISION 09 - FINISHES
- 9.301 - 5/8" GYPSUM BOARD
 - 9.721 - ACOUSTIC CEILING TILE
 - 9.723 - SUSPENDED CEILING SUPPORT
 - 9.727 - SUSPENSION TEE
 - 9.729 - DOUBLE RIVETED WALL ANGLE
 - 9.750 - TONGUE AND GROOVE WOOD CEILING

801 Lamberon Pl. NE
 Albuquerque, NM 87107
 Phone: (505) 858-0180
 Fax: (505) 858-0111
 Email: info@bdaarc.com

The documents transmitted herein are the sole Intellectual Property of BDA Architecture, P.C. Any use, reuse, or reproduction in any form without the express written consent of, and compensation to, BDA Architecture is a violation of Federal law.



CARSON CITY ANIMAL SHELTER
 549 Airport Road
 Carson City, Nevada 89701
 City of Carson City
 Copyright, 2015, BDA ARCHITECTURE P.C.

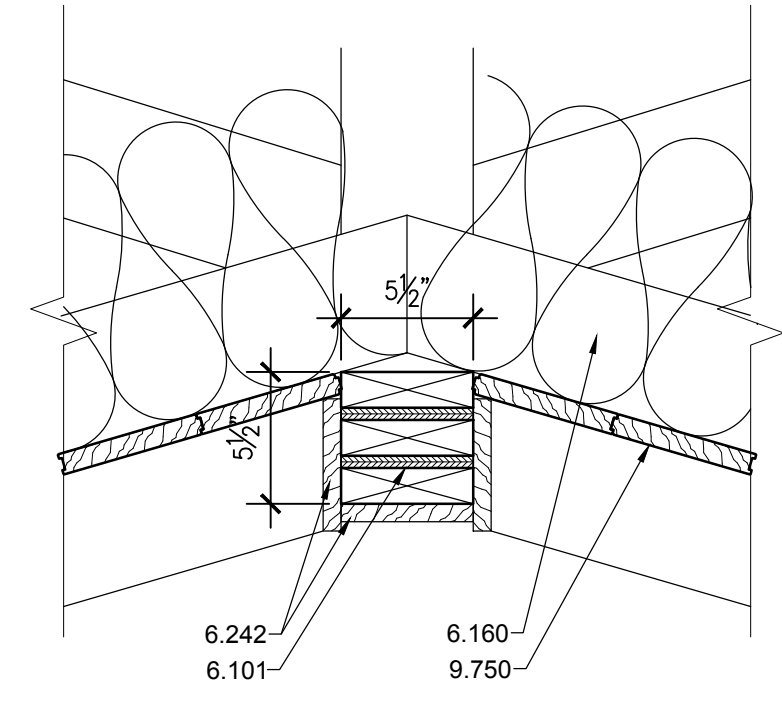
SOFFIT DETAILS

REV.#	DATE	COMMENTS

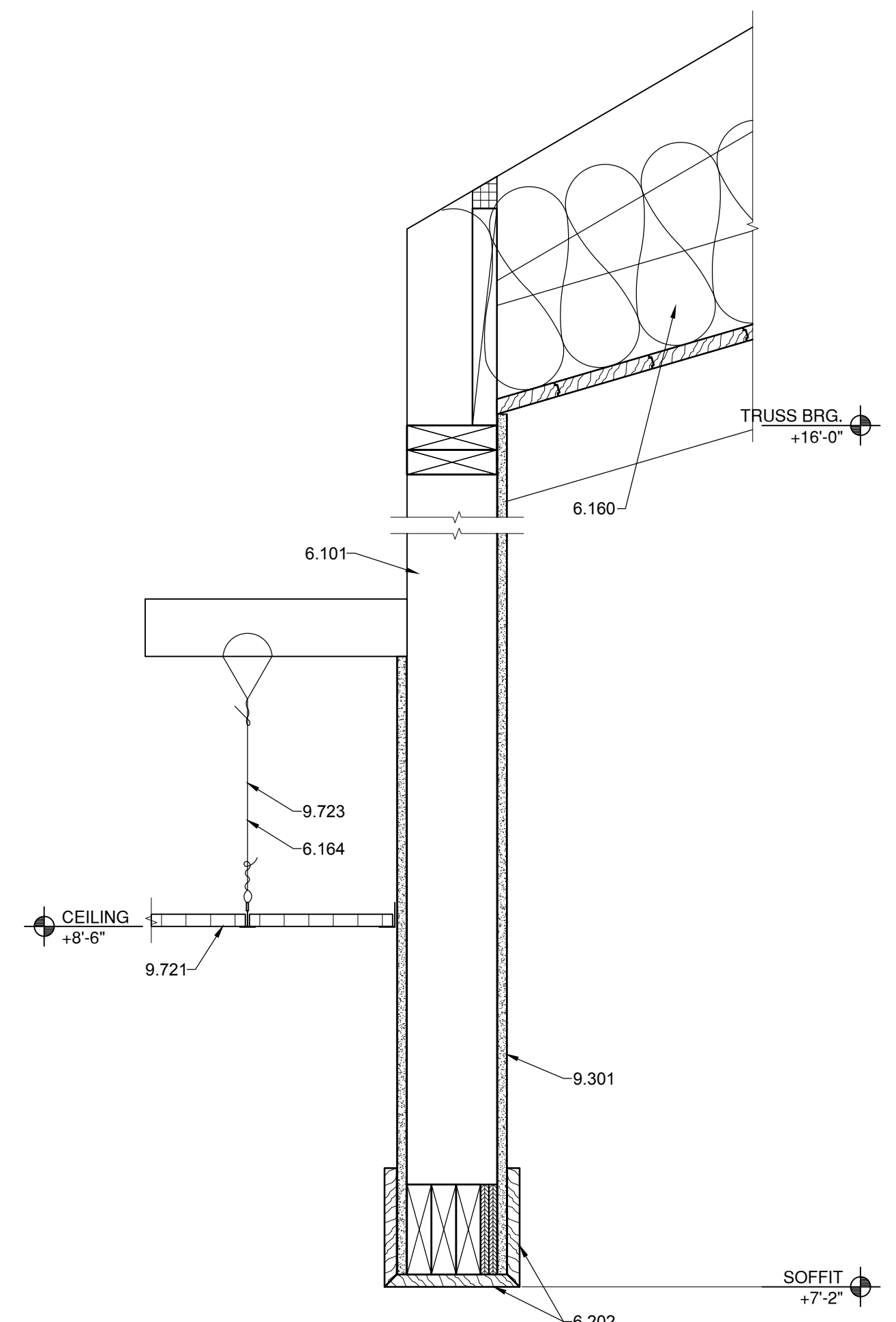
REVIEWS

INITIALS	REVISION
	BDA DSGN. REV.
	BDA TECH REV.

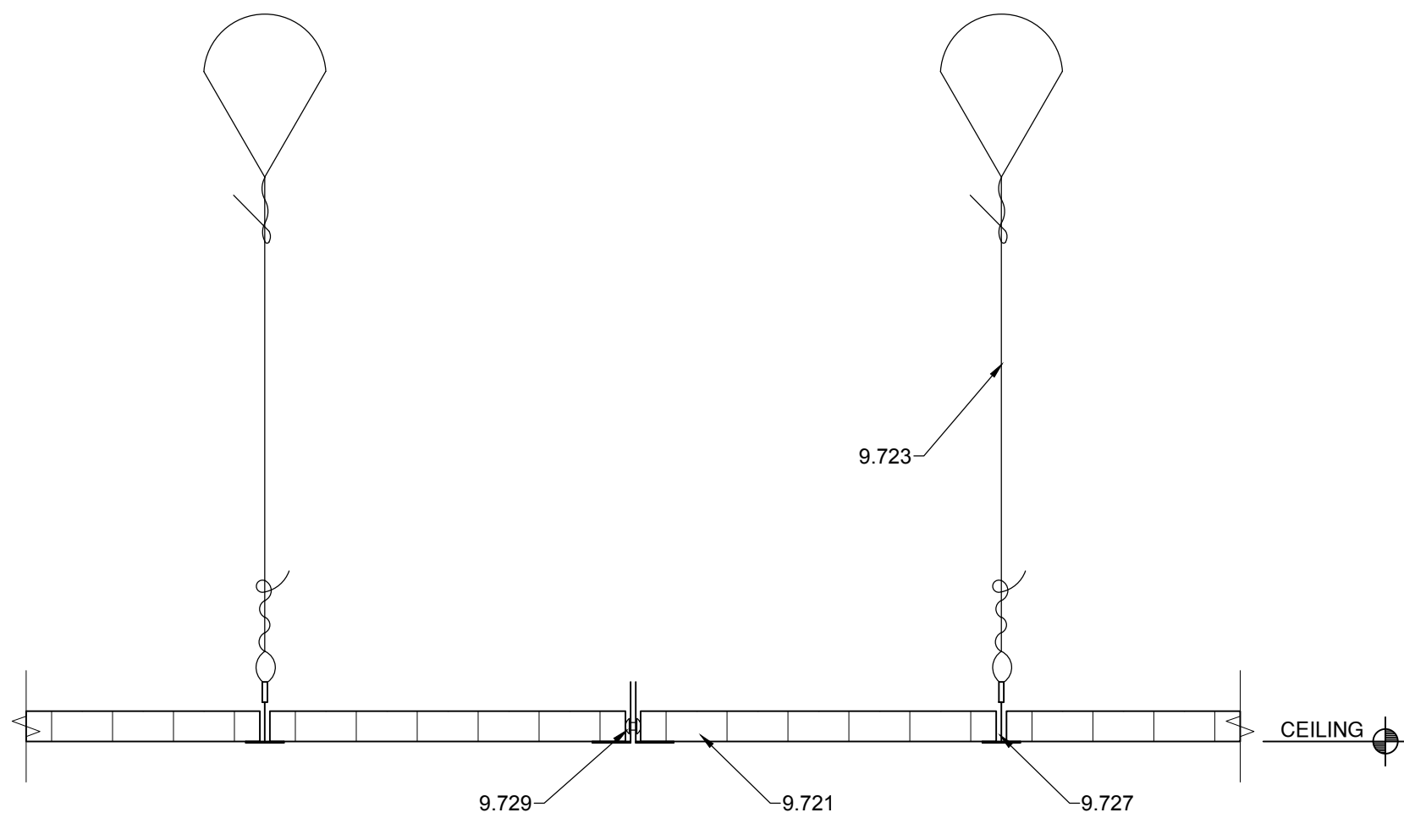
CCAS
 PROJECT NO.: 1107
 DRAWN: -
 DATE: 7/23/2015
A503
 OF -



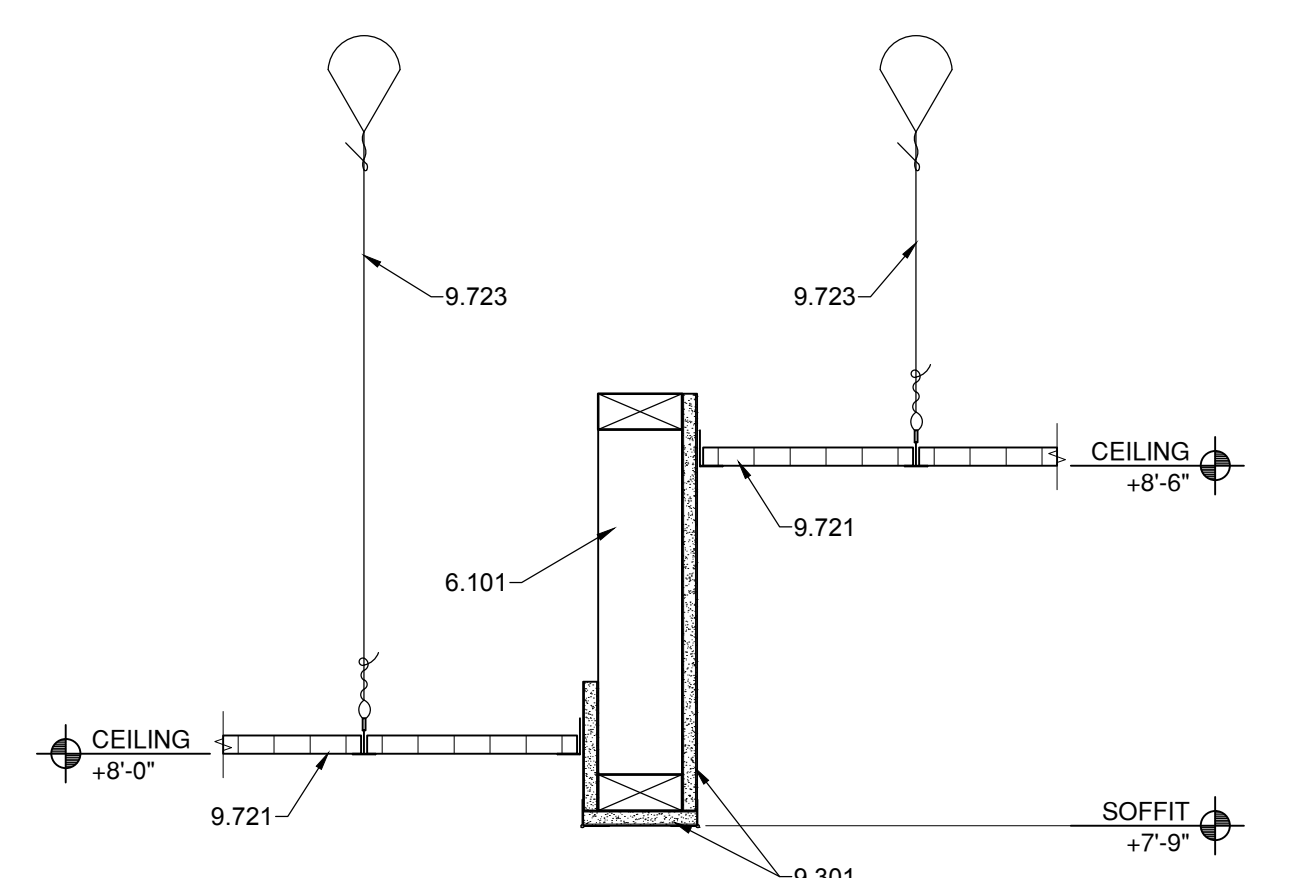
G1 BEAM DETAIL
 1 1/2"=1'-0"



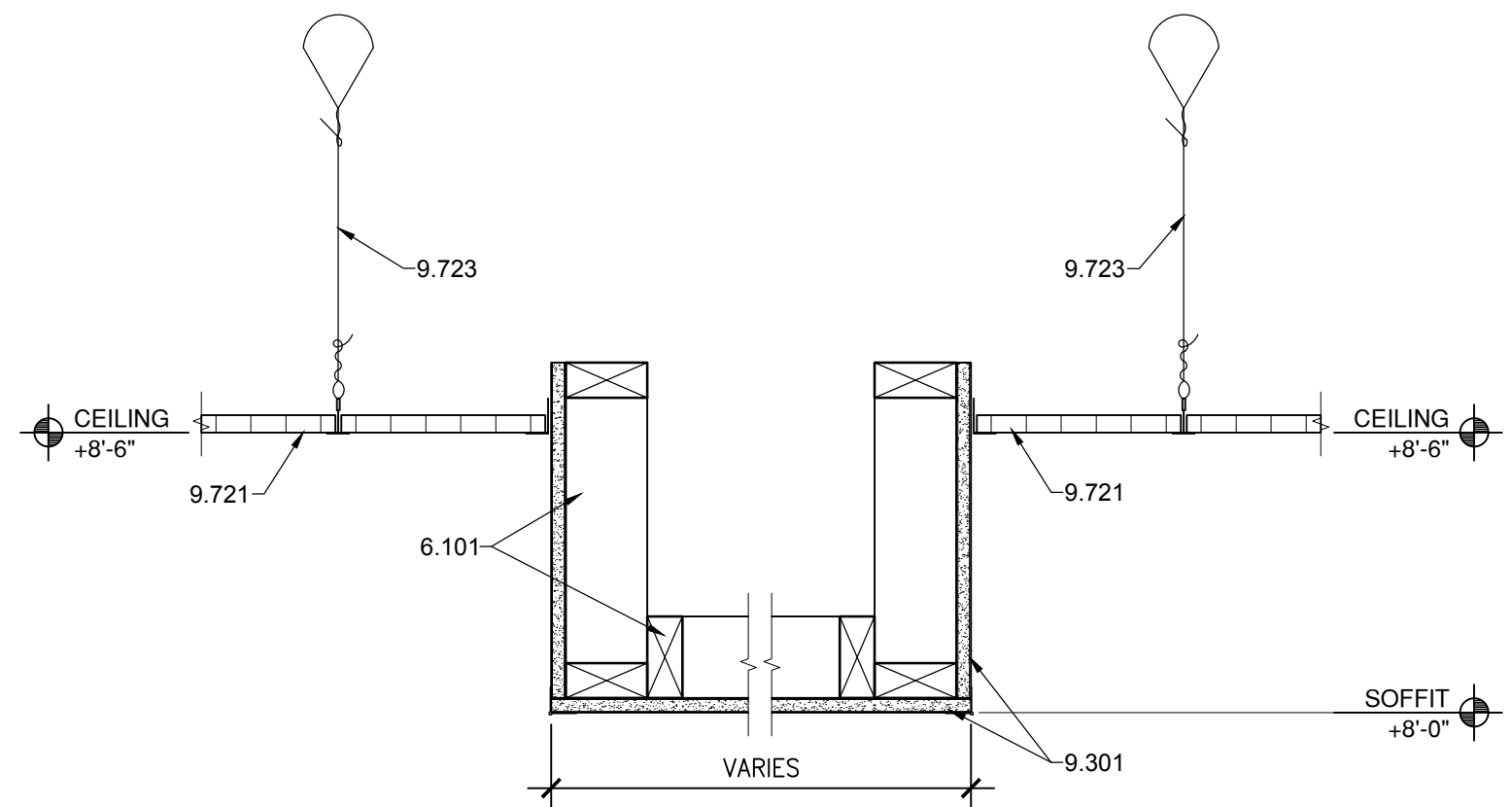
C1 CEILING SOFFIT
 1 1/2"=1'-0"



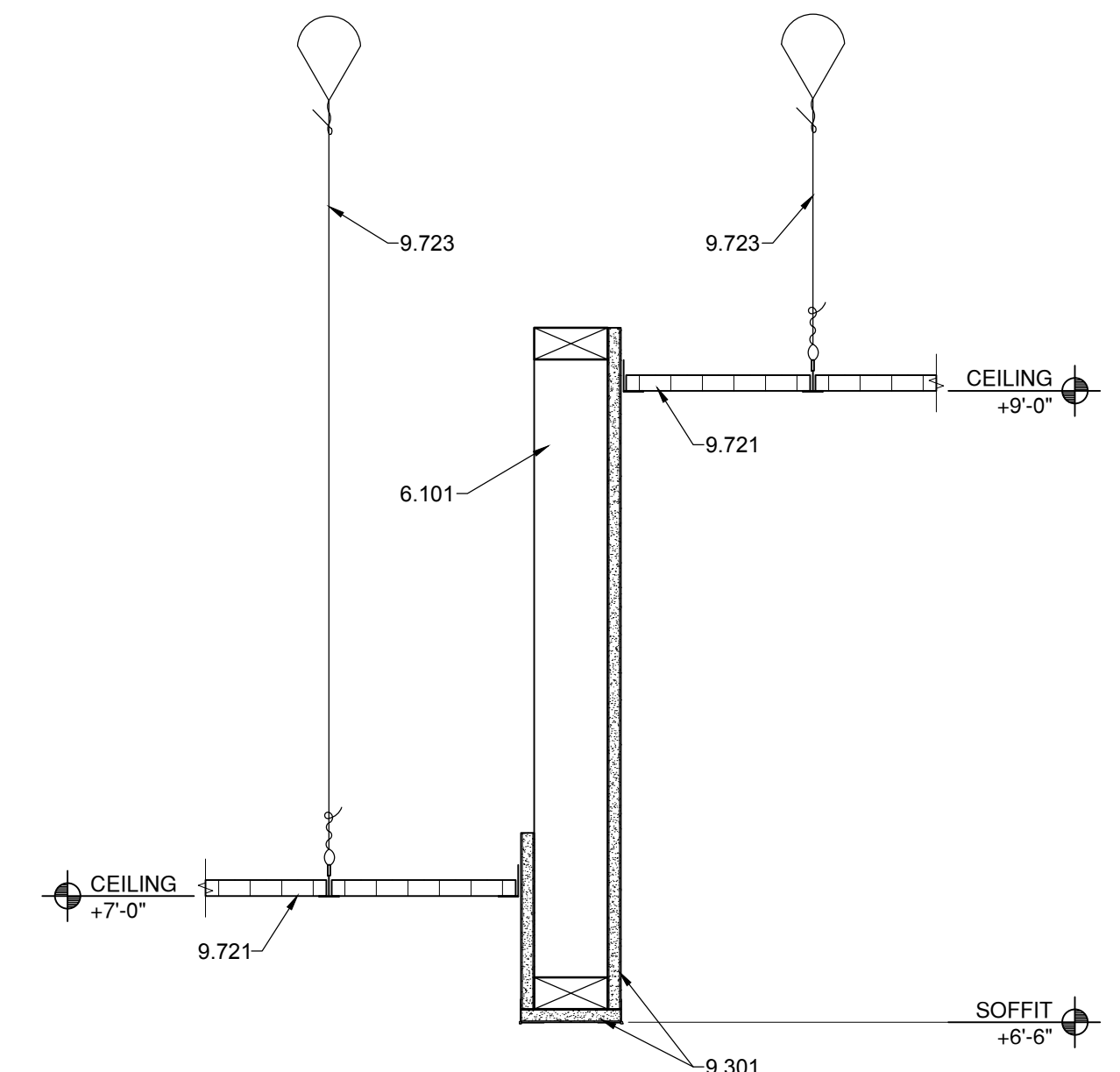
C4 CEILING SOFFIT
 3"=1'-0"



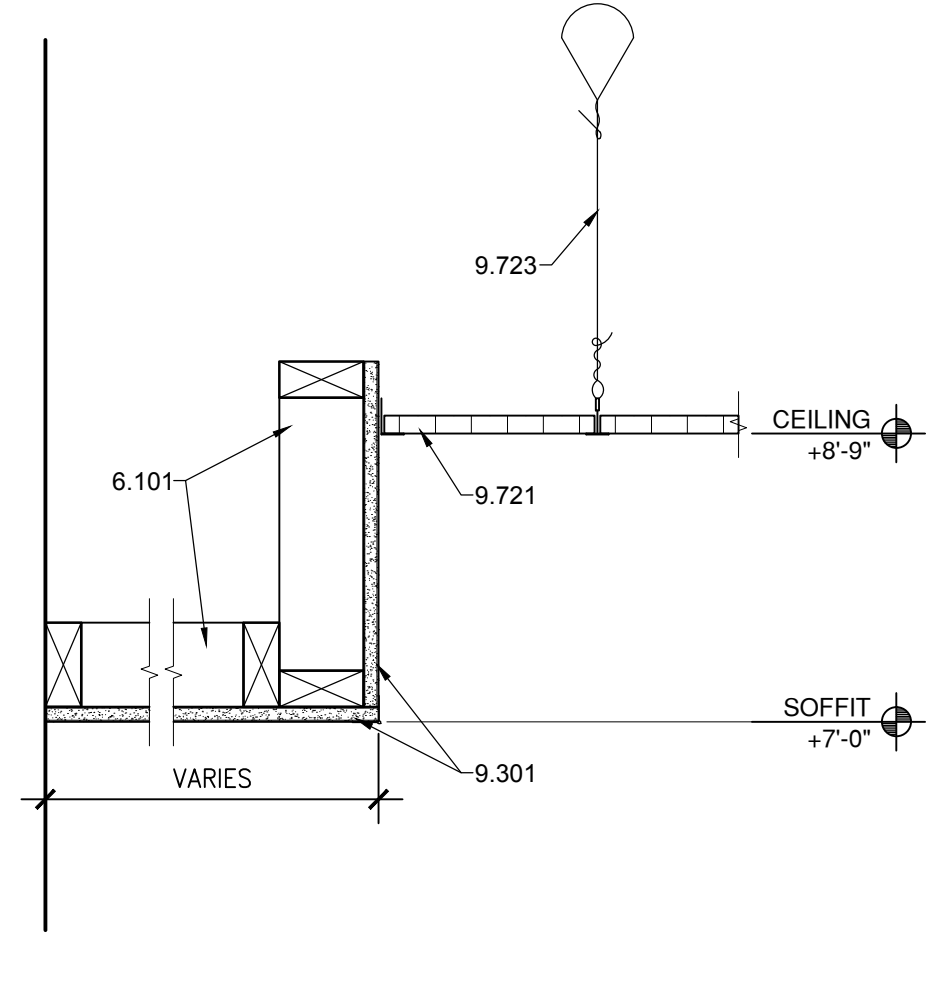
A1 CEILING SOFFIT
 1 1/2"=1'-0"



A4 CEILING SOFFIT
 1 1/2"=1'-0"

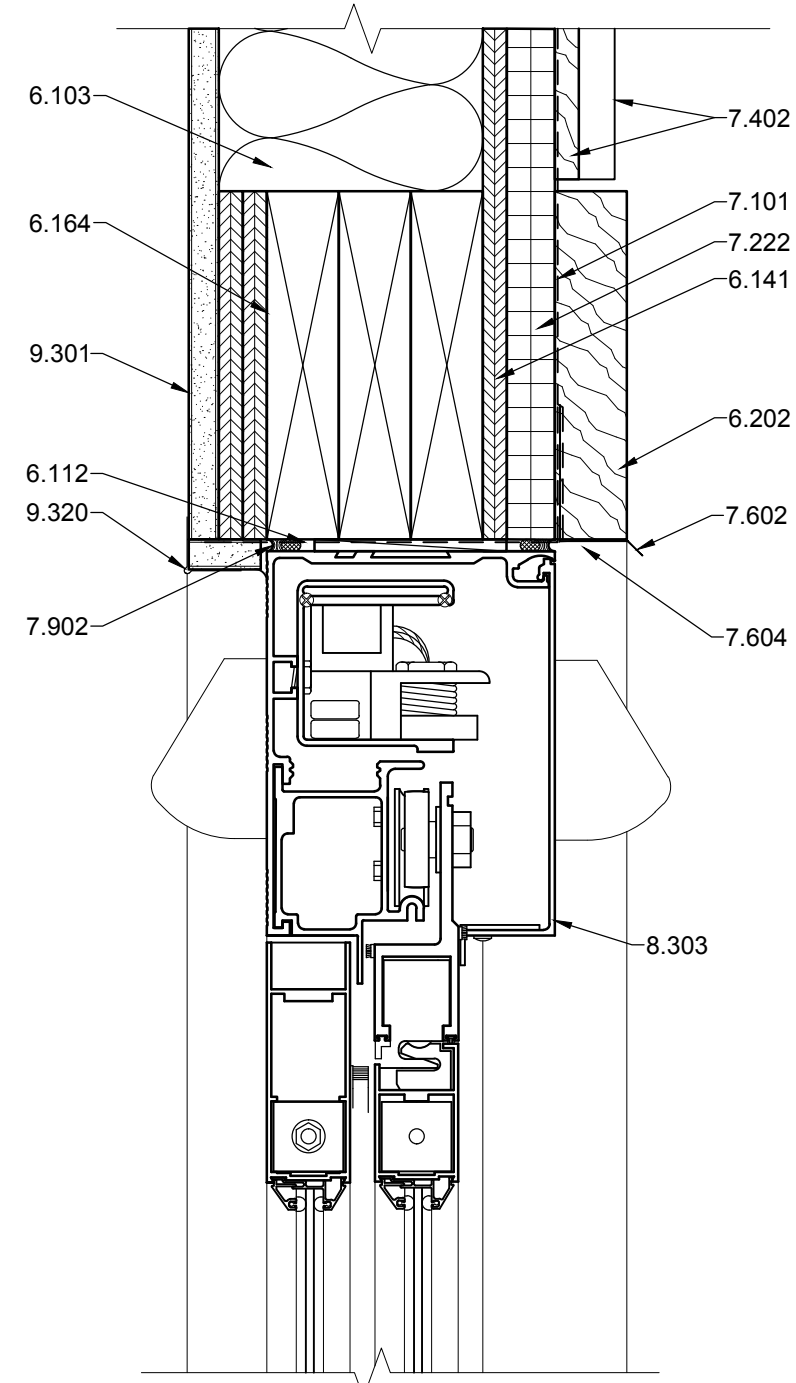


A7 CEILING SOFFIT
 1 1/2"=1'-0"

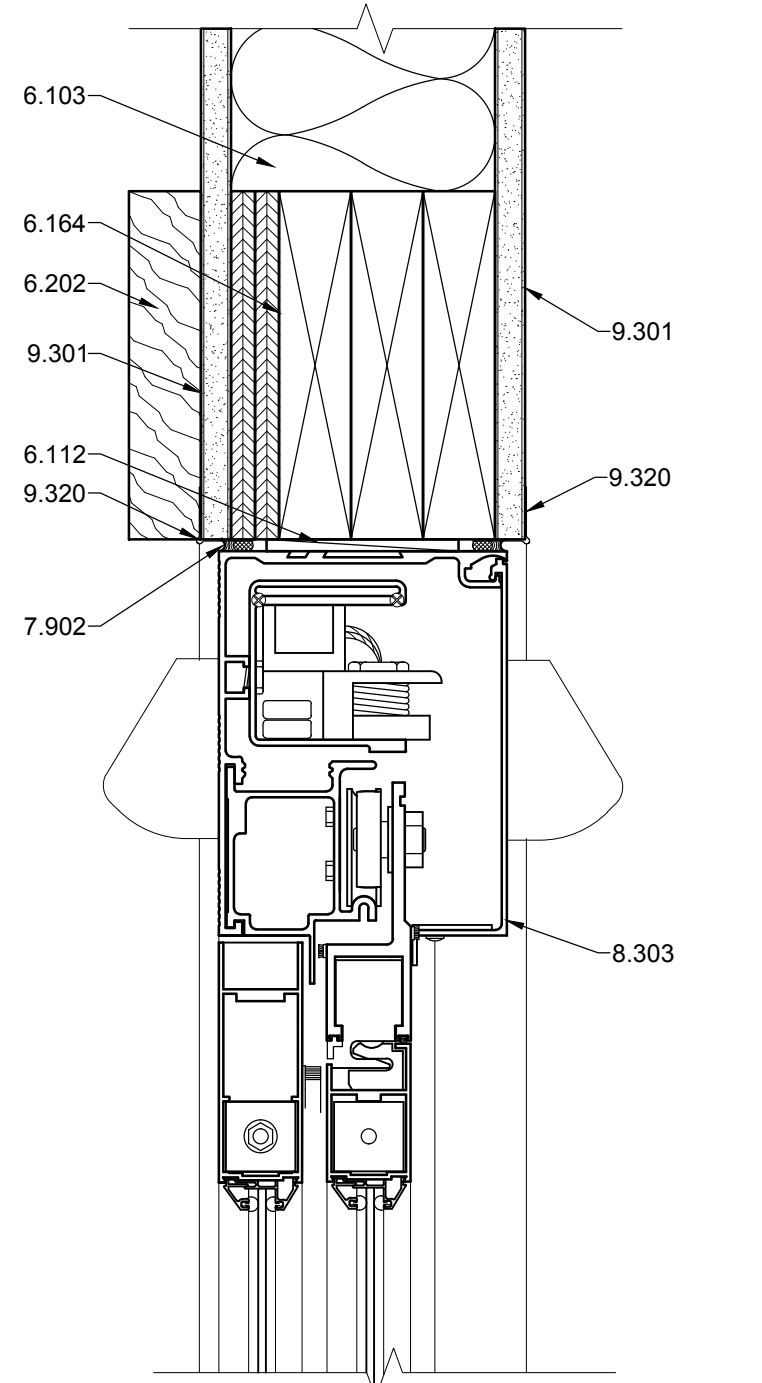


A10 CEILING SOFFIT
 1 1/2"=1'-0"

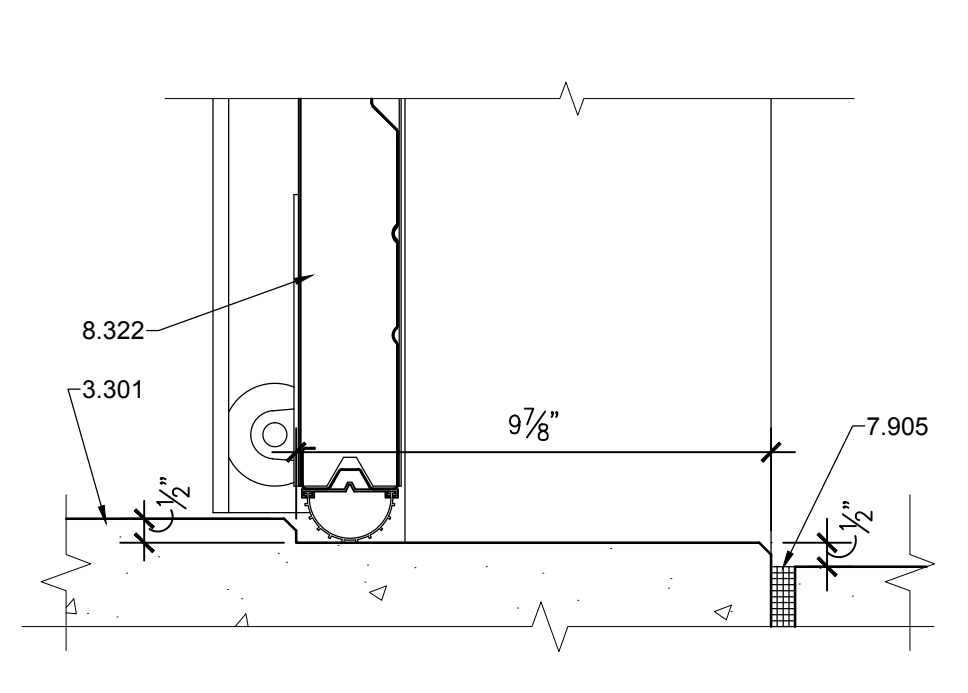
Save Date: July 23, 2015 - 4:45 PM - Lawrence
 Drawing Name: G:\Arch\2011\1107-Carson City Animal Shelter\BDA\DWGS\CD\Carson City Animal Shelter\1107-A503_Soffit_Details.dwg



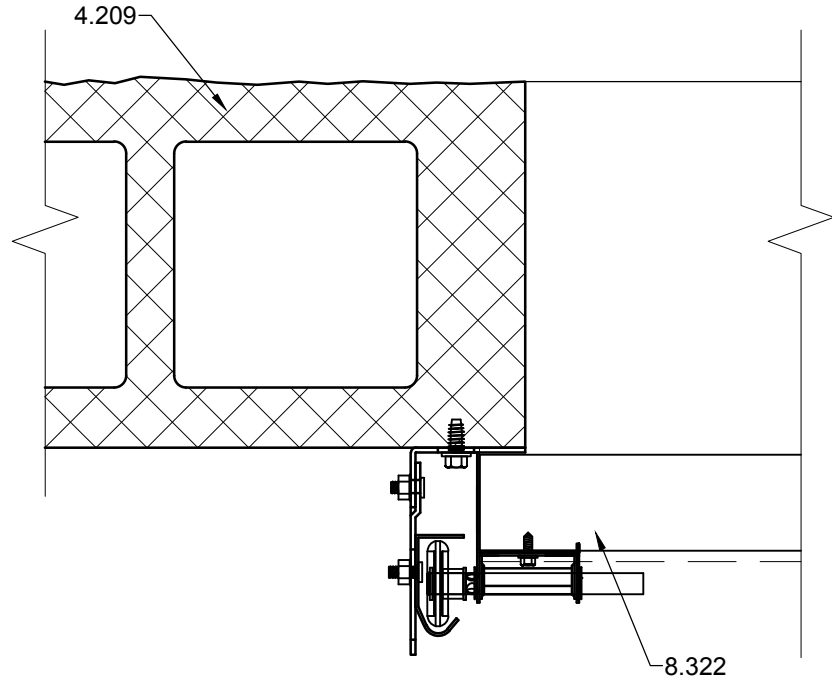
E1 EXT. DOOR HEAD
3'-1'-0"



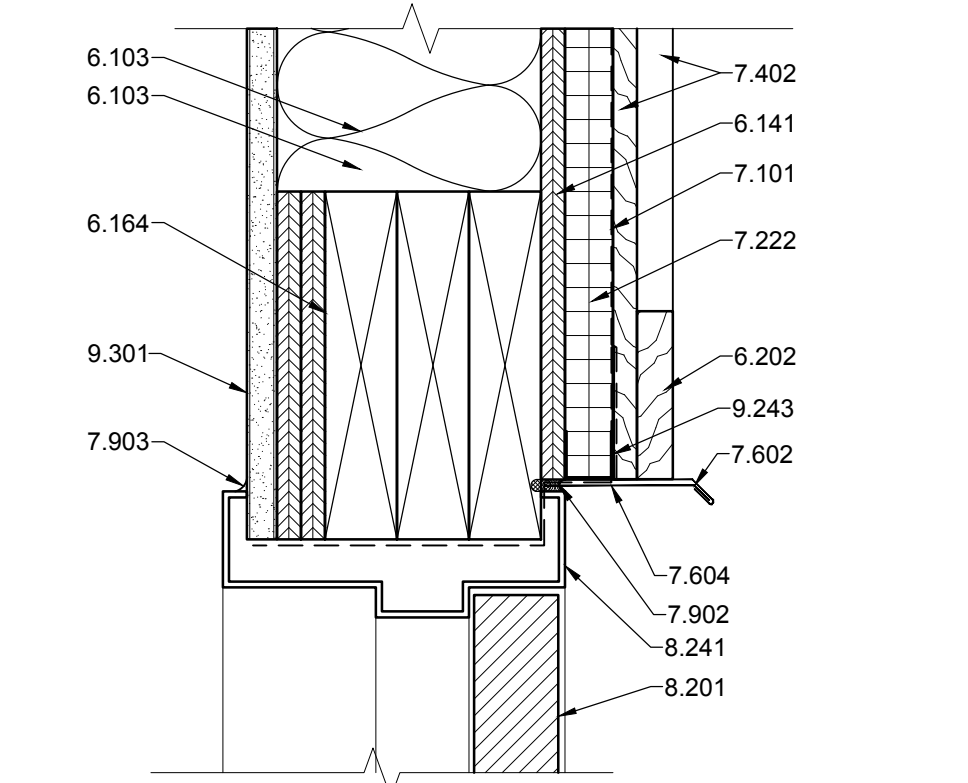
E3 INT. DOOR HEAD
3'-1'-0"



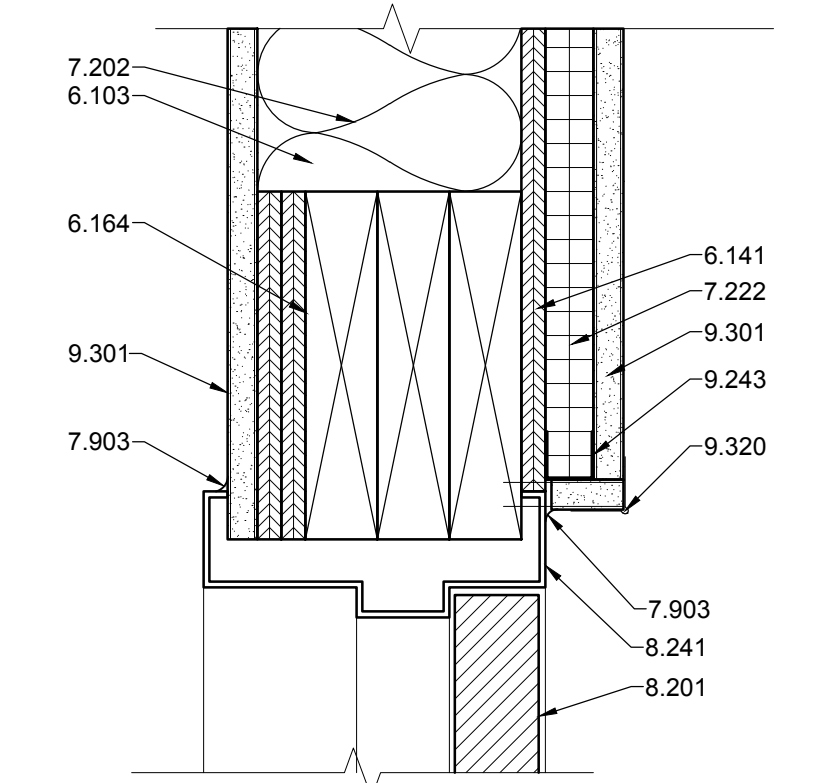
G5 EXT. DOOR SILL
3'-1'-0"



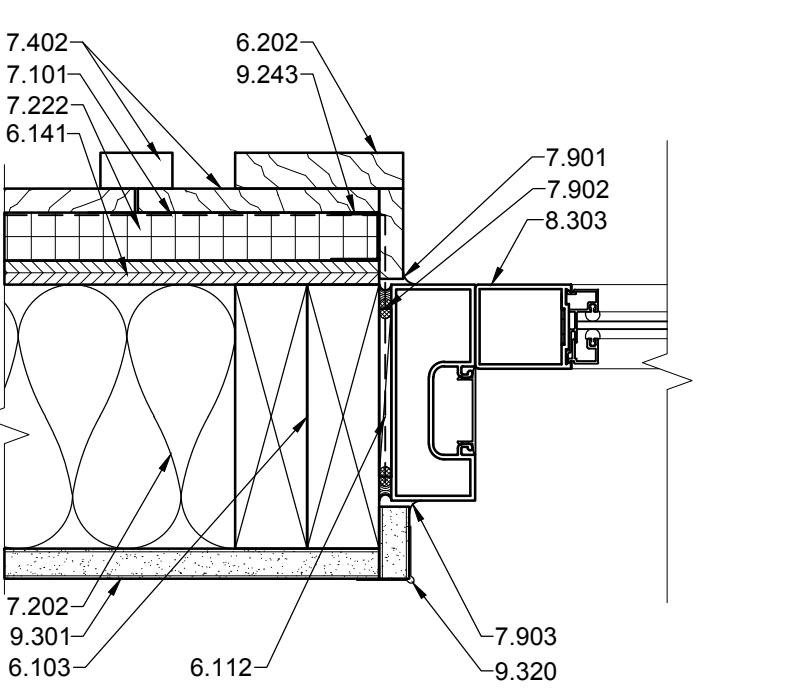
G7 EXT. DOOR JAMB
3'-1'-0"



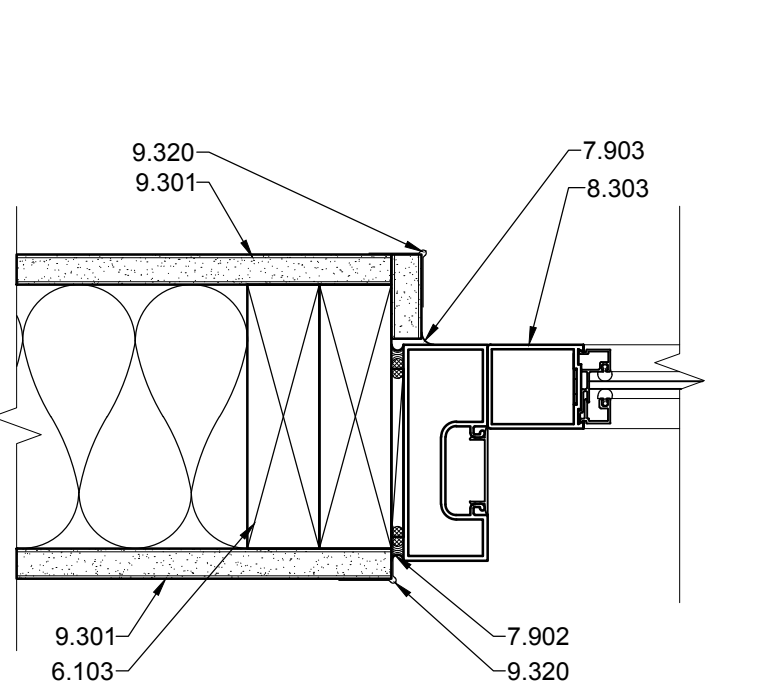
E5 EXT. DOOR HEAD
3'-1'-0"



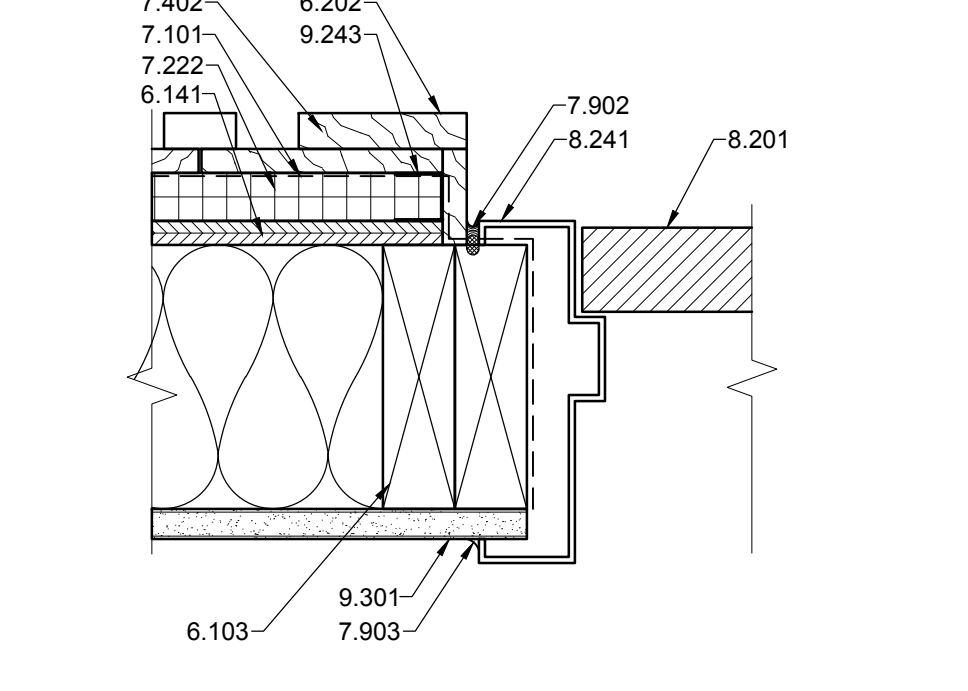
E7 INT. DOOR HEAD
3'-1'-0"



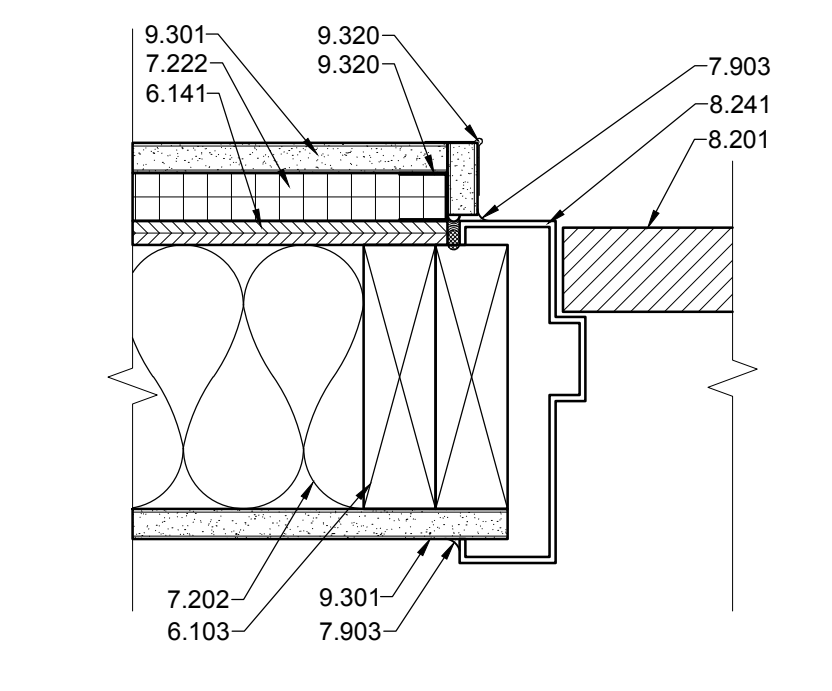
C1 EXT. DOOR JAMB
3'-1'-0"



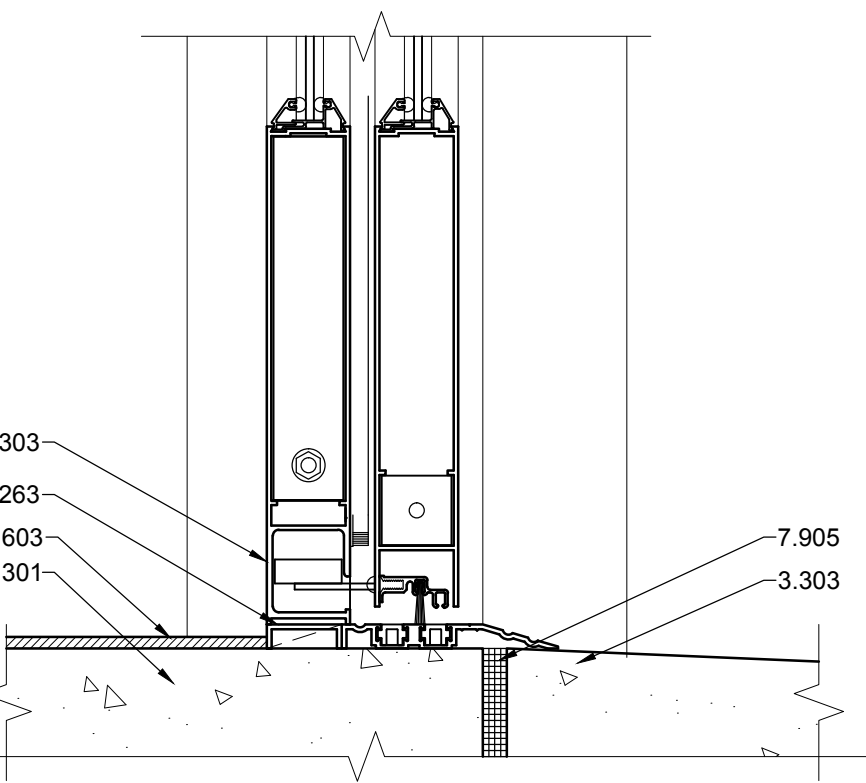
C3 INT. DOOR JAMB
3'-1'-0"



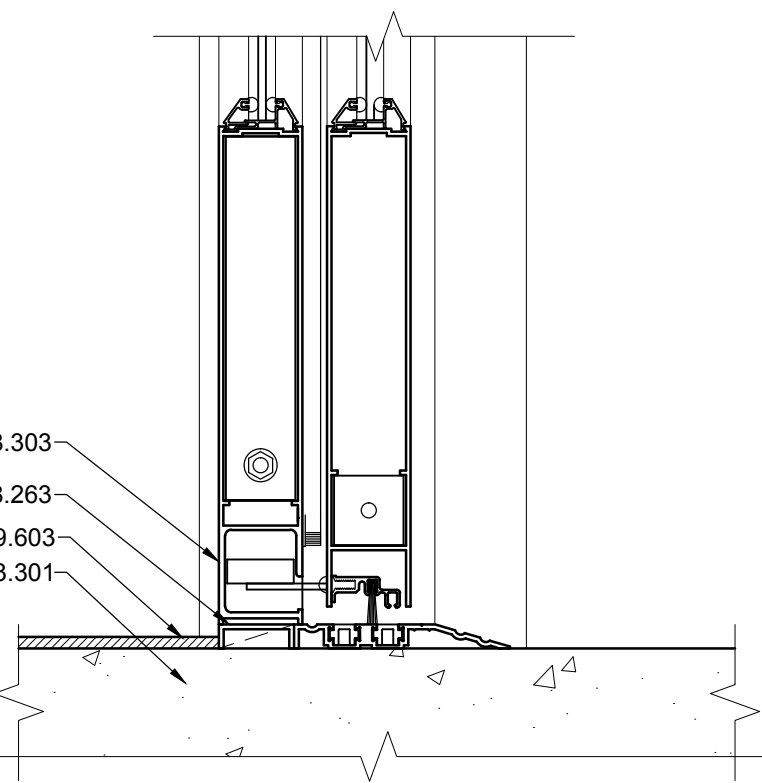
C5 EXT. DOOR JAMB
3'-1'-0"



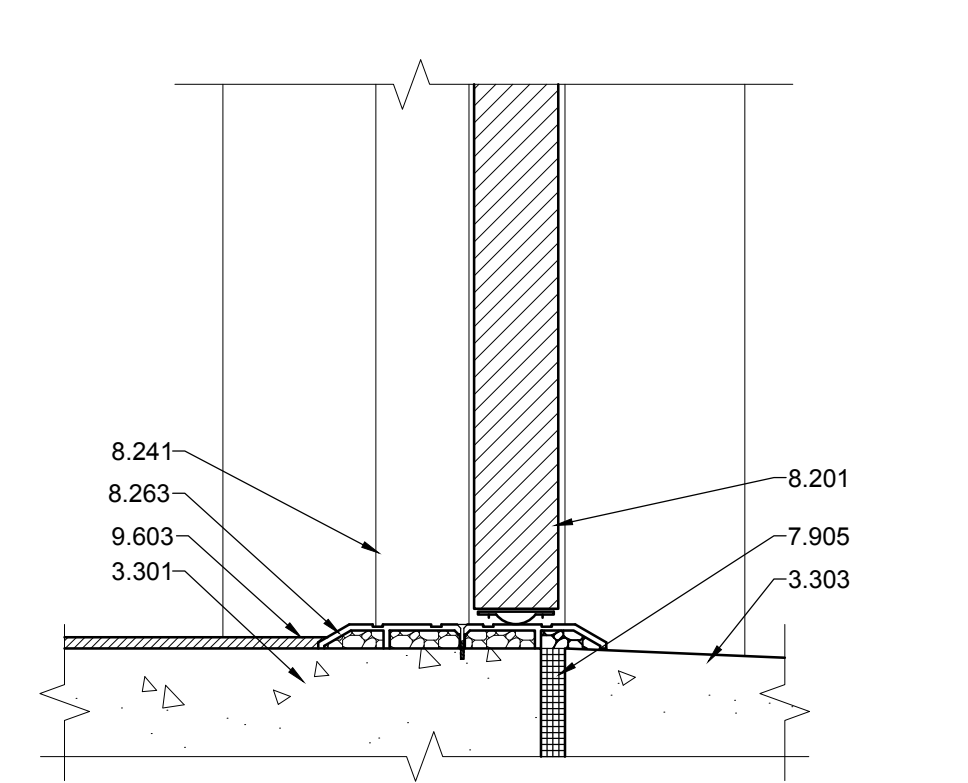
C7 INT. DOOR JAMB
3'-1'-0"



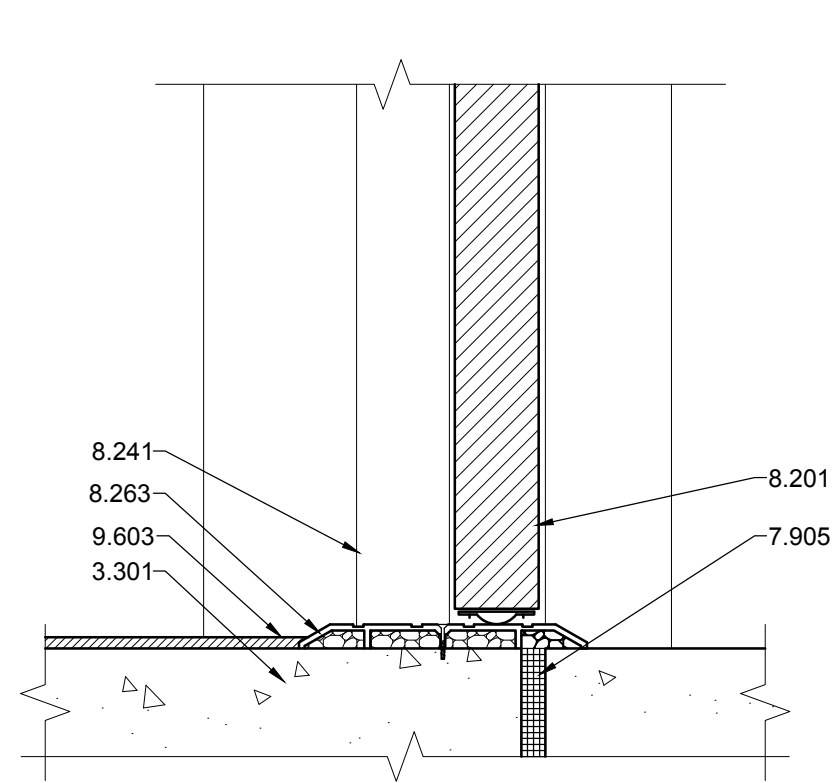
A1 EXT. DOOR SILL
3'-1'-0"



A3 INT. DOOR SILL
3'-1'-0"



A5 EXT. DOOR SILL
3'-1'-0"




A7 INT. DOOR SILL
3'-1'-0"

REFERENCE KEYNOTES

- DIVISION 03 - CONCRETE
 - 3.301 - CONCRETE SLAB - SEE STRUCTURAL
 - 3.303 - CONCRETE STOOP
- DIVISION 04 - MASONRY
 - 4.209 - SPLIT FACE CONCRETE MASONRY UNIT
- DIVISION 06 - WOOD AND PLASTICS
 - 6.102 - 2X4 WOOD STUD
 - 6.103 - 2X6 WOOD STUD
 - 6.112 - SHIM
 - 6.141 - SHEATHING - SEE STRUCTURAL
 - 6.164 - WOOD HEADER - SEE STRUCTURAL
 - 6.202 - ARCHITECTURAL TRIM
- DIVISION 07 - THERMAL AND MOISTURE PROTECTION
 - 7.101 - WEATHER RESISTANT BARRIER
 - 7.202 - R-19 BATT INSULATION
 - 7.222 - 1" RIGID INSULATION
 - 7.402 - BOARD AND BATTEN SIDING
 - 7.602 - METAL DRIP EDGE FLASHING
 - 7.604 - METAL FLASHING
 - 7.901 - SEALANT
 - 7.902 - BACKER ROD AND SEALANT
 - 7.903 - CAULK
 - 7.905 - 1/2" EXPANSION JOINT
- DIVISION 08 - OPENINGS
 - 8.201 - DOOR AS SCHEDULED
 - 8.241 - HOLLOW METAL FRAME AS SCHEDULED
 - 8.263 - ANCHORED METAL THRESHOLD SET IN BED OF SEALANT
 - 8.303 - SLIDING DOOR
 - 8.322 - SECTIONAL OVERHEAD DOOR
 - 8.401 - STOREFRONT SYSTEM
- DIVISION 09 - FINISHES
 - 9.243 - 1" RESILIENT FURRING CHANNEL
 - 9.301 - 5/8" GYPSUM BOARD
 - 9.320 - CORNER BEAD
 - 9.321 - J-CASING BEAD
 - 9.603 - FLOOR FINISH AS SCHEDULED
 - 9.801 - SOUND ATTENUATION BATT

801 Lamberon Pl. NE
 Albuquerque, NM 87107
 Phone: (505) 658-0180
 Fax: (505) 658-0111
 Email: info@bdaarc.com

The documents transmitted herein are the sole Intellectual Property of BDA Architecture, P.C. Any use, reuse, or reproduction in any form without the express written consent of, and compensation to, BDA Architecture is a violation of Federal law.



CARSON CITY ANIMAL SHELTER
 549 Airport Road
 Carson City, Nevada 89701
 City of Carson City
 Copyright, 2015, BDA ARCHITECTURE PC.

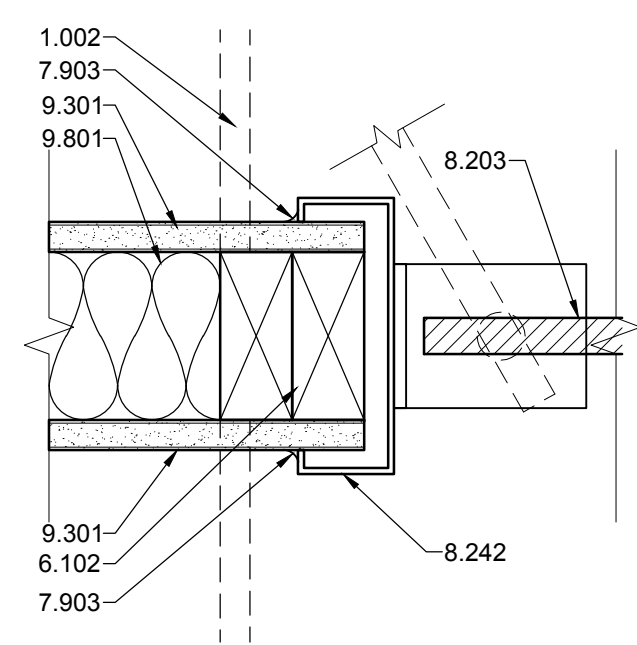
DOOR DETAILS

REV.#	DATE	COMMENTS

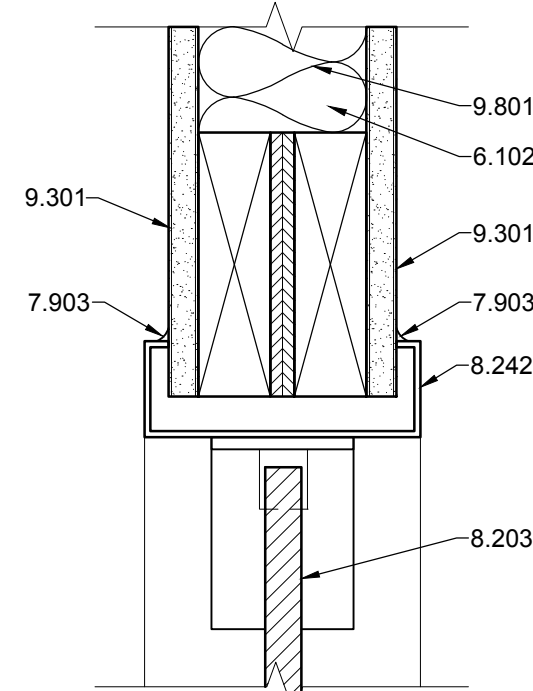
INITIALS	REVIEWS
	BDA DSGN. REV.
	BDA TECH REV.

CCAS
 PROJECT NO.: 1107
 DRAWN: -
 DATE: 7/23/2015
A504
 OF -

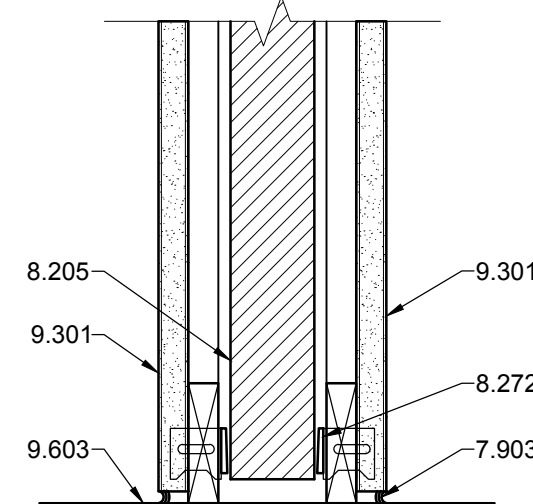
Save Date: July 23, 2015 - 4:49 PM - Lawrence
 Drawing Name: G:\Arch\2011\1107-Carson City Animal Shelter\BDA\DWGS\CD\Carson City VE\Carson City\Sheets\1107-A505-Door Details.dwg



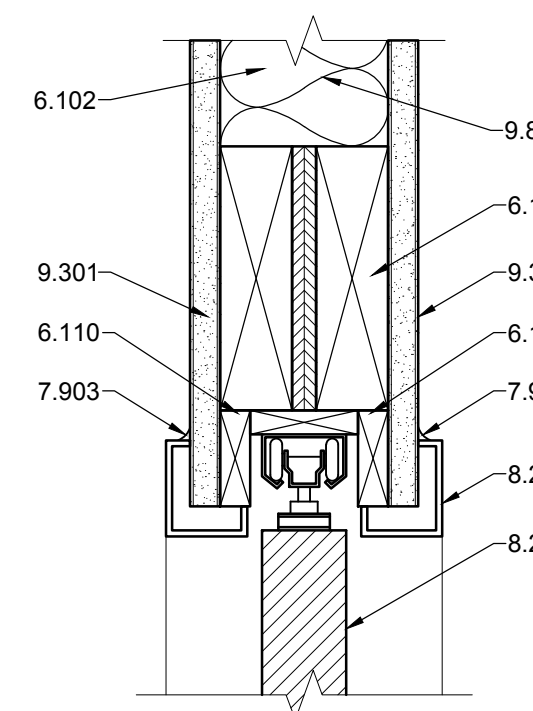
G1 INT. DOOR JAMB
3'-1'-0"



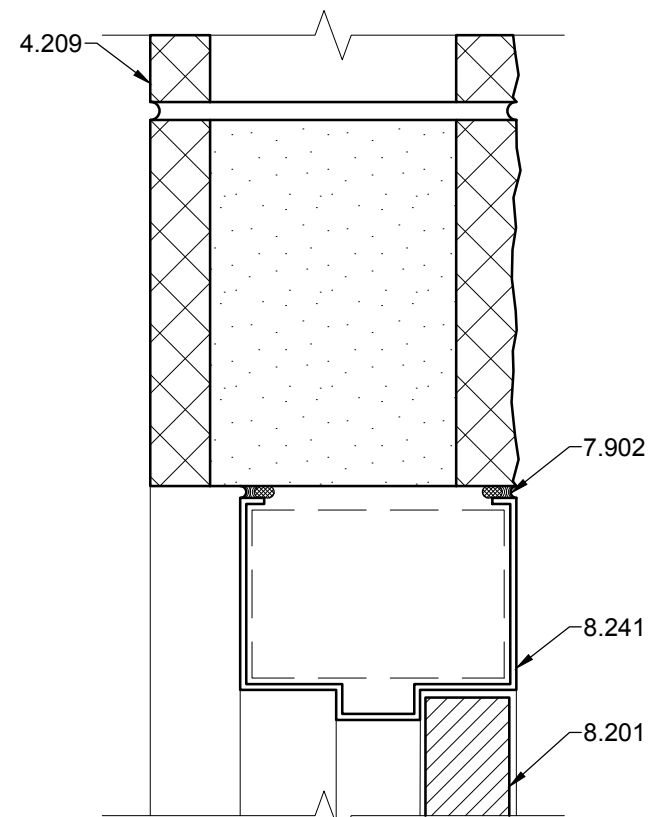
G3 INT. DOOR HEAD
3'-1'-0"



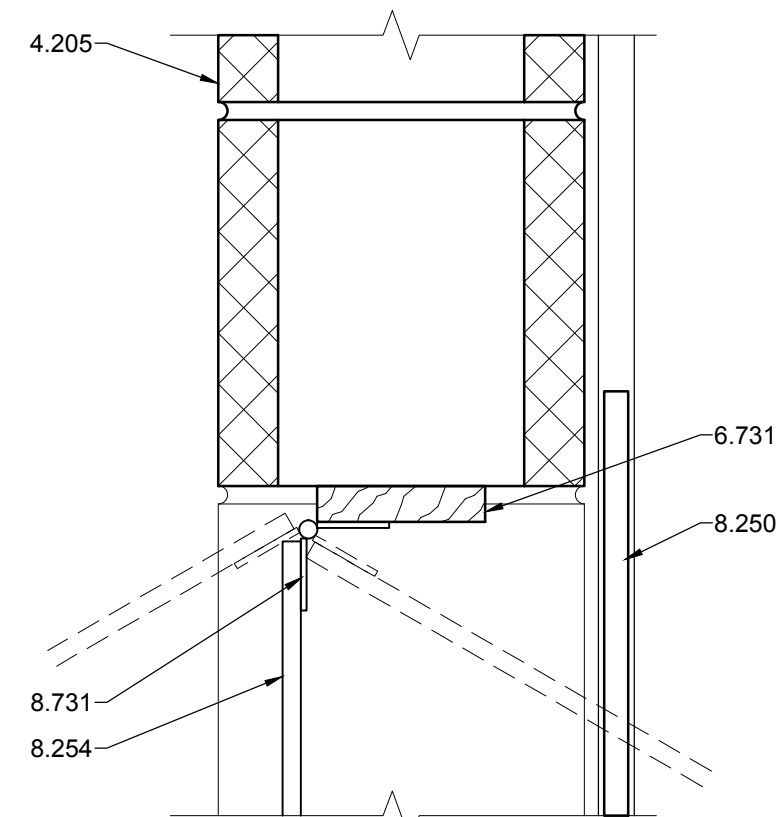
G5 INT. DOOR SILL
3'-1'-0"



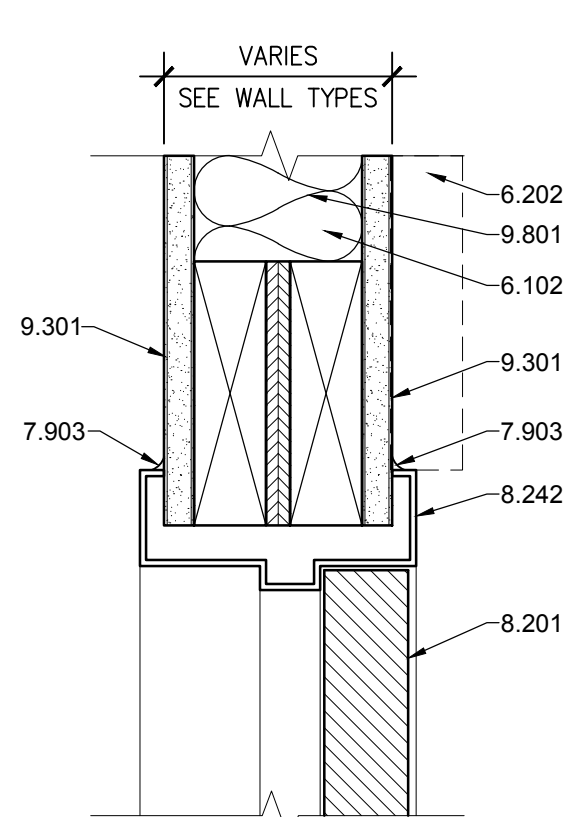
G7 INT. DOOR HEAD
3'-1'-0"



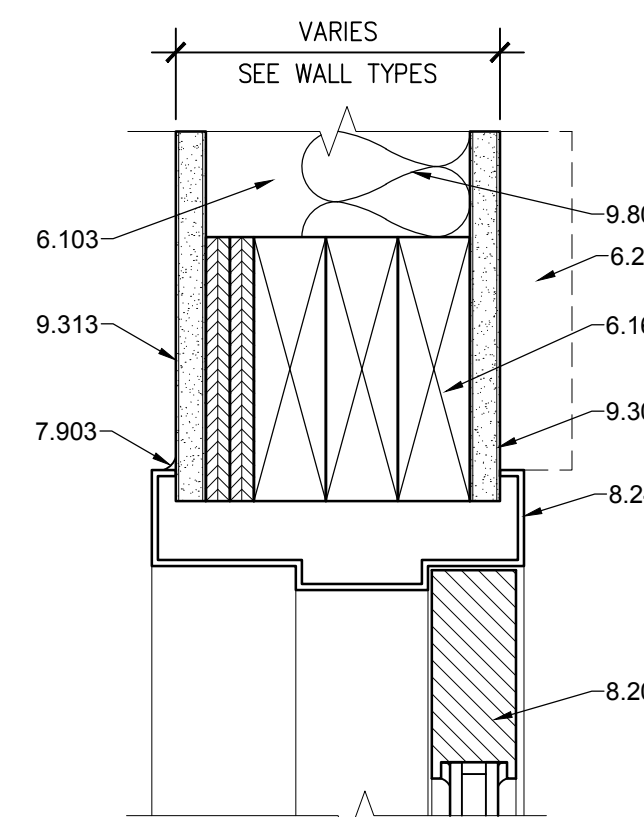
E1 EXT. DOOR HEAD
3'-1'-0"



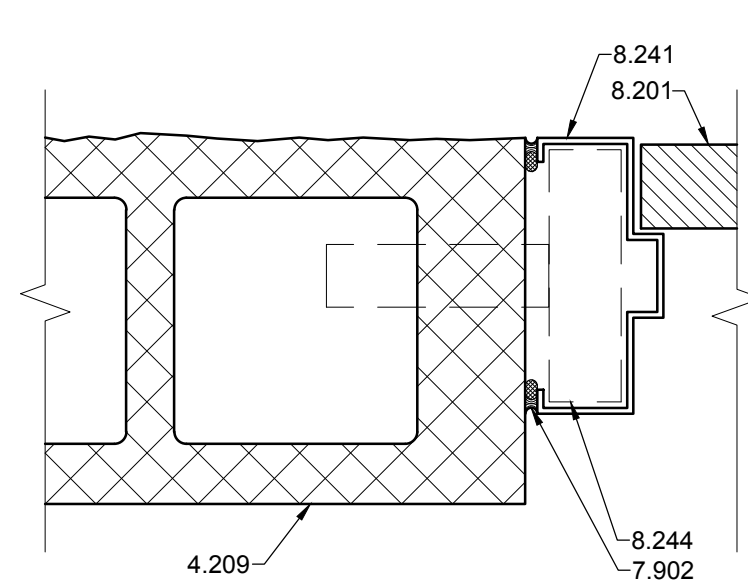
E3 EXT. DOOR HEAD
3'-1'-0"



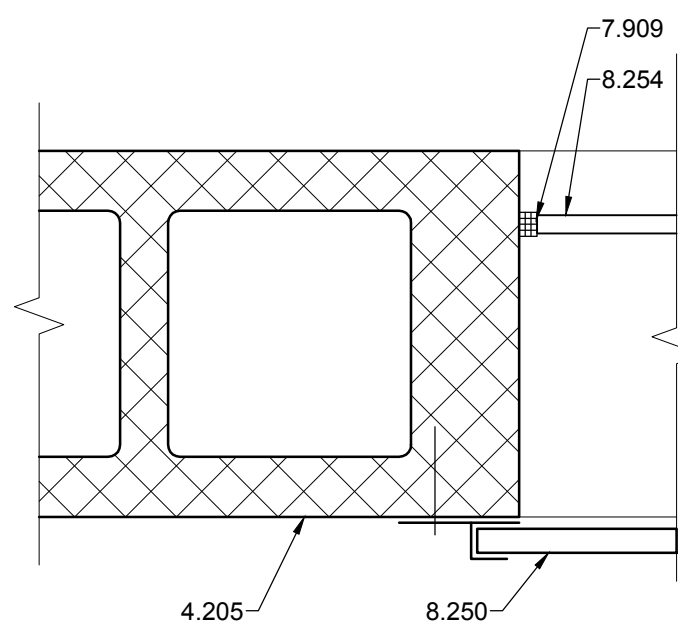
E5 INT. DOOR HEAD
3'-1'-0"



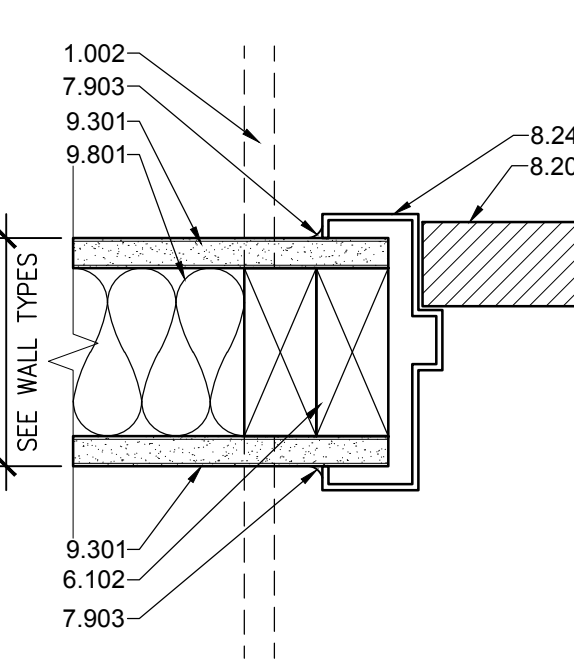
E7 INT. DOOR HEAD
3'-1'-0"



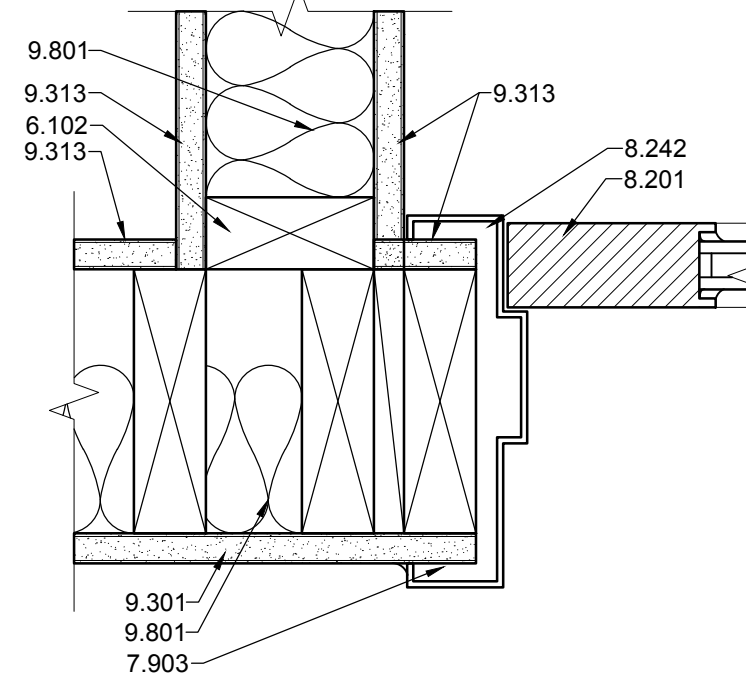
C1 EXT. DOOR JAMB
3'-1'-0"



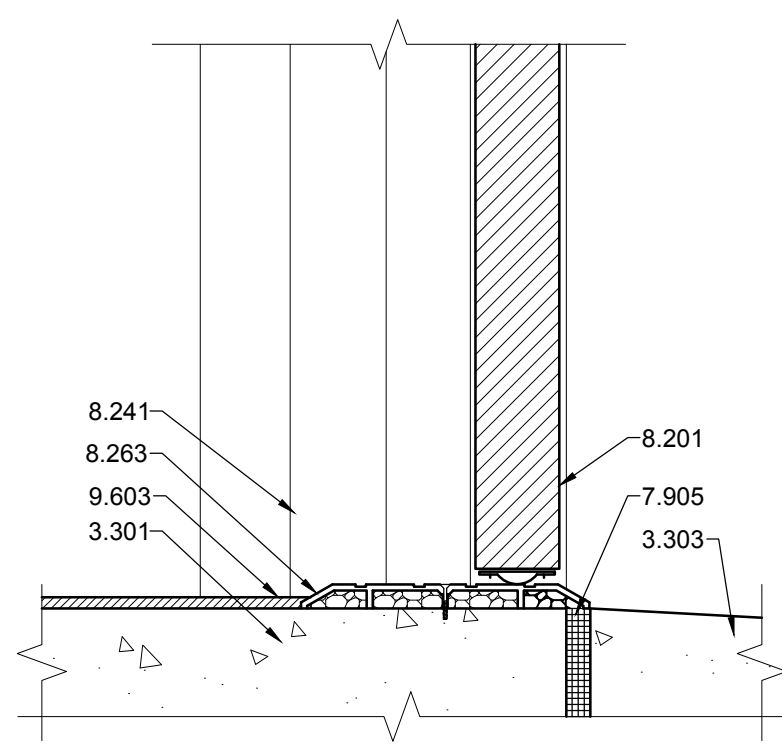
C3 EXT. DOOR JAMB
3'-1'-0"



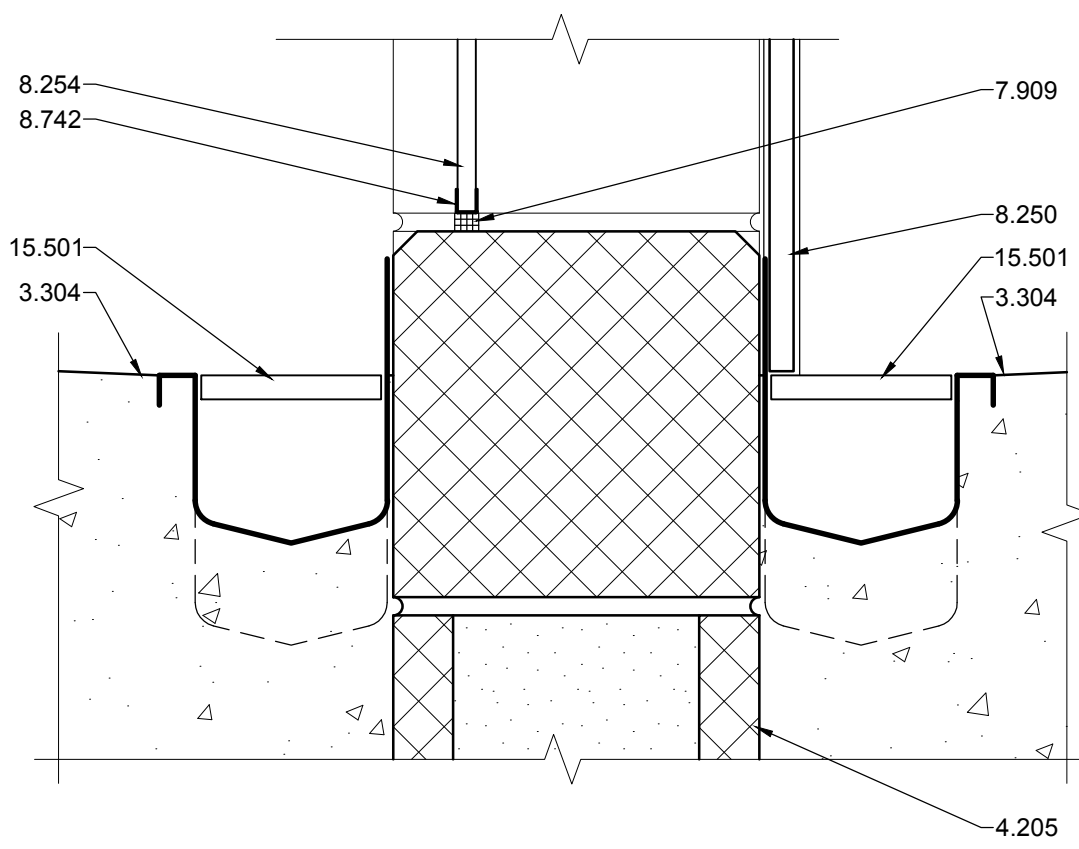
C5 INT. DOOR JAMB
3'-1'-0"



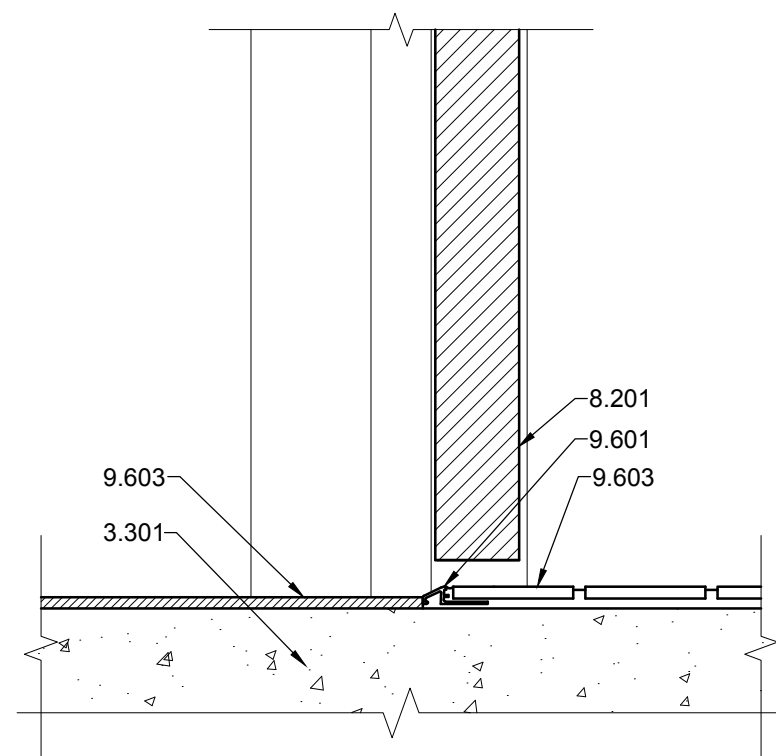
C7 INT. DOOR JAMB
3'-1'-0"



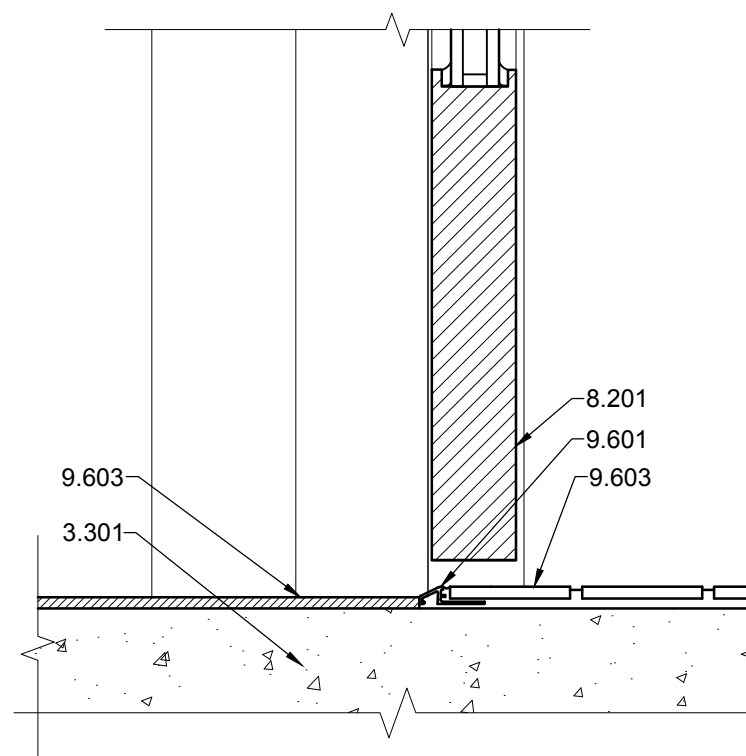
A1 EXT. DOOR SILL
3'-1'-0"



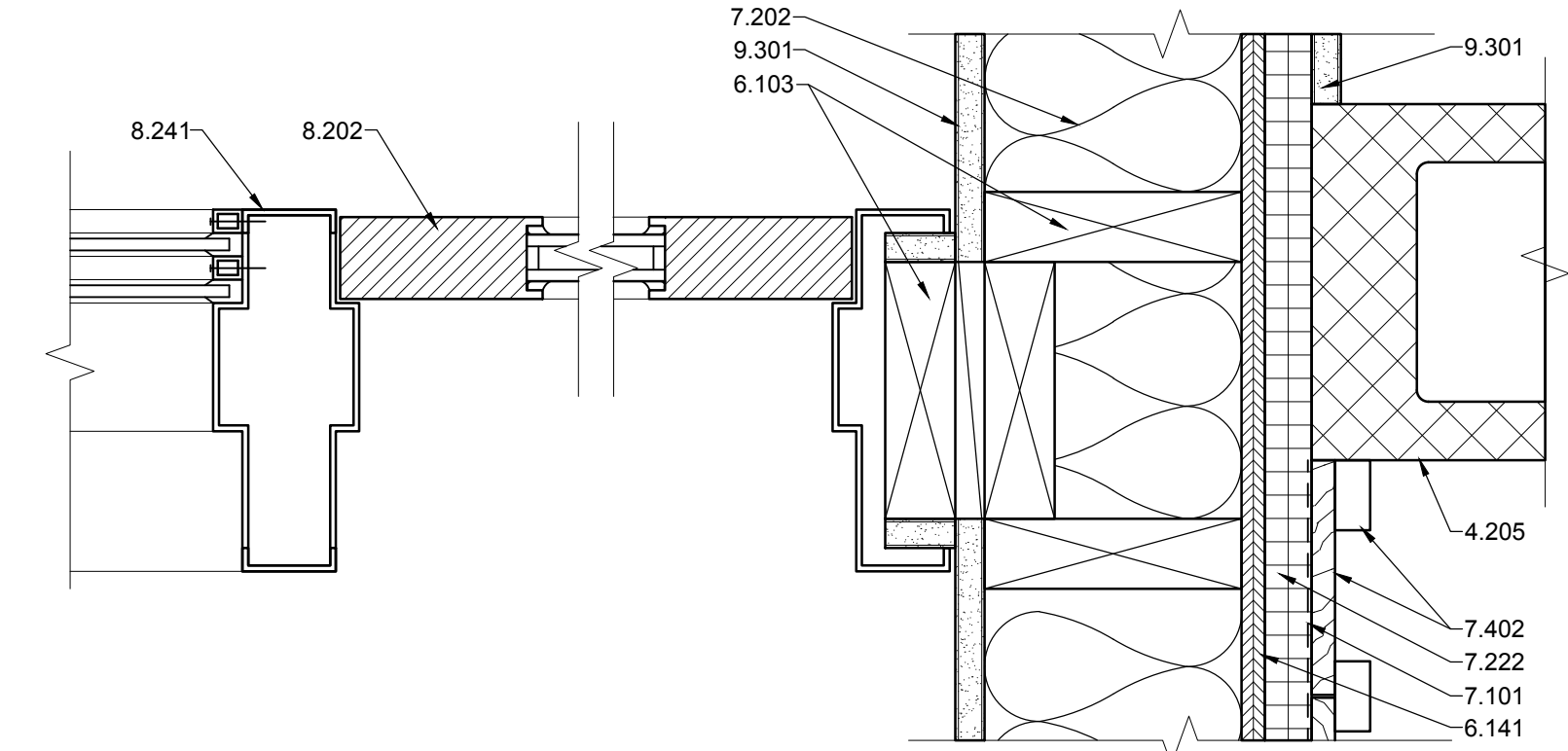
A3 EXT. DOOR SILL
3'-1'-0"



A5 INT. DOOR SILL
3'-1'-0"



A7 INT. DOOR SILL
3'-1'-0"



A9 INT. DOOR JAMB
3'-1'-0"

A10 INT. DOOR JAMB
3'-1'-0"

REFERENCE KEYNOTES

DIVISION 01 - GENERAL REQUIREMENTS

- 1.002 - LINE OF ADJACENT WALL

DIVISION 03 - CONCRETE

- 3.301 - CONCRETE SLAB - SEE STRUCTURAL
- 3.303 - CONCRETE STOOP
- 3.304 - SLOPE FLOOR TO DRAIN

DIVISION 04 - MASONRY

- 4.205 - 8" CONCRETE MASONRY UNIT
- 4.209 - SPLIT FACE CONCRETE MASONRY UNIT

DIVISION 06 - WOOD AND PLASTICS

- 6.102 - 2X4 WOOD STUD
- 6.103 - 2X6 WOOD STUD
- 6.110 - BLOCKING
- 6.141 - SHEATHING - SEE STRUCTURAL
- 6.164 - WOOD HEADER - SEE STRUCTURAL
- 6.202 - ARCHITECTURAL TRIM
- 6.731 - SOLID CELLULAR PVC TRIM

DIVISION 07 - THERMAL AND MOISTURE PROTECTION

- 7.101 - WEATHER RESISTANT BARRIER
- 7.202 - R-19 BATT INSULATION
- 7.222 - 1" RIGID INSULATION
- 7.402 - BOARD AND BATTEN SIDING
- 7.902 - BACKER ROD AND SEALANT
- 7.903 - CAULK
- 7.905 - 1/2" EXPANSION JOINT
- 7.909 - FELT WEATHER STRIPPING

DIVISION 08 - OPENINGS

- 8.201 - DOOR AS SCHEDULED
- 8.202 - DOOR AND FRAME AS SCHEDULED
- 8.203 - ELIASON DOOR AS SCHEDULED
- 8.205 - POCKET DOOR AS SCHEDULED
- 8.241 - HOLLOW METAL FRAME AS SCHEDULED
- 8.242 - KNOCK-DOWN STEEL FRAME AS SCHEDULED
- 8.244 - DOOR FRAME ANCHOR - 3 PER JAMB
- 8.250 - GUILLOTINE DOOR
- 8.254 - SWING KENNEL DOOR
- 8.263 - ANCHORED METAL THRESHOLD SET IN BED OF SEALANT
- 8.272 - POCKET DOOR BUMPERS - INSTALL PER MANUFACTURER
- 8.731 - CONTINUOUS PIANO HINGE
- 8.742 - METAL PANEL EDGE

DIVISION 09 - FINISHES


- 9.301 - 5/8" GYPSUM BOARD
- 9.313 - GYPSUM SOUNDBOARD
- 9.601 - TRANSITION STRIP
- 9.603 - FLOOR FINISH AS SCHEDULED
- 9.801 - SOUND ATTENUATION BATT

DIVISION 15 - MECHANICAL

- 15.501 - TRENCH DRAIN

801 Laramie Pl. NE
 Albuquerque, NM 87107
 Phone: (505) 658-0180
 Fax: (505) 658-0111
 Email: info@bdaarc.com

The documents transmitted herein are the sole Intellectual Property of BDA Architecture, P.C. Any use, reuse, or reproduction in any form without the express written consent of, and compensation to, BDA Architecture is a violation of Federal law.



CARSON CITY ANIMAL SHELTER
 549 Airport Road
 Carson City, Nevada 89701
 City of Carson City
 Copyright, 2015, BDA ARCHITECTURE PC.

DOOR DETAILS

REV.#	DATE	COMMENTS

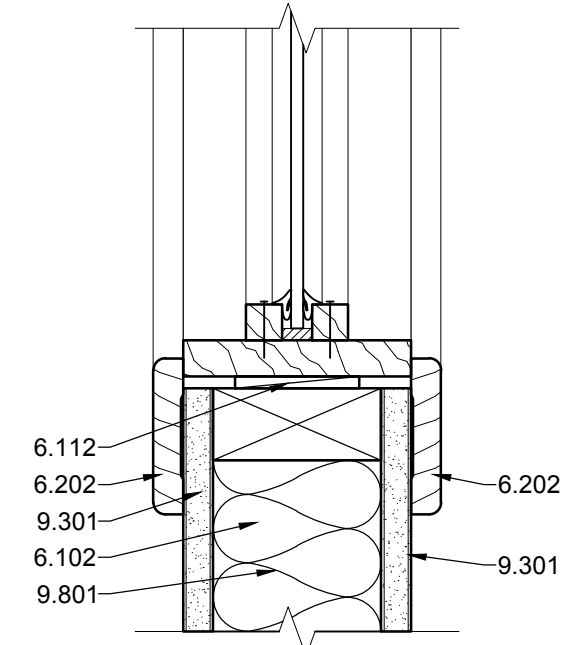
INITIALS	REVIEWS
	BDA DSGN. REV.
	BDA TECH. REV.

CCAS
 PROJECT NO.: 1107
 DRAWN: -
 DATE: 7/23/2015

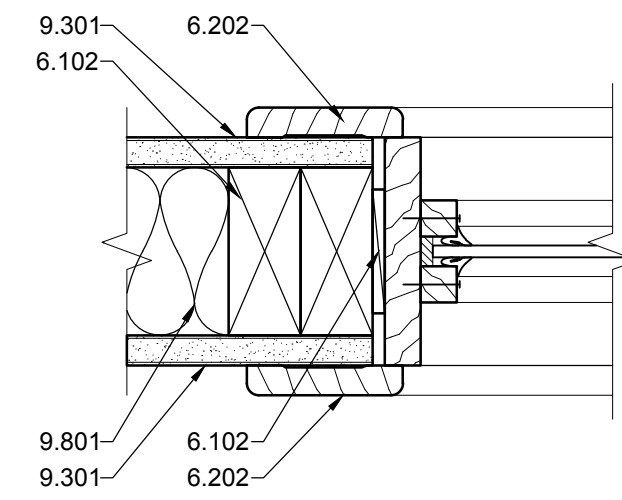
A505
 OF

Save Date: July 23, 2015 - 4:43 PM - Lawrence
 Drawing Name: G:\Arch\2011\1107-Carson City Animal Shelter\BDA\DWGS\CD\Carson City Animal Shelter\1107-A506 Window Details.dwg

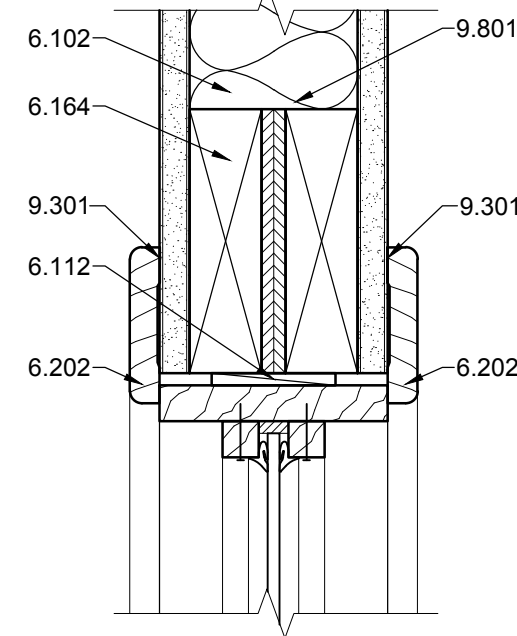
H
G
F
E
D
C
B
A



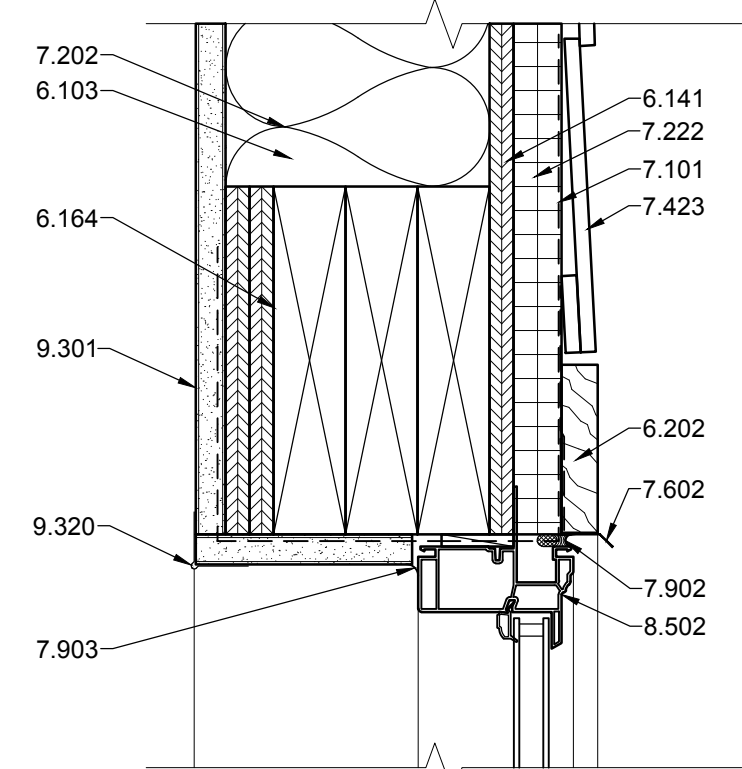
G1 INT. WINDOW SILL
3"=1'-0"



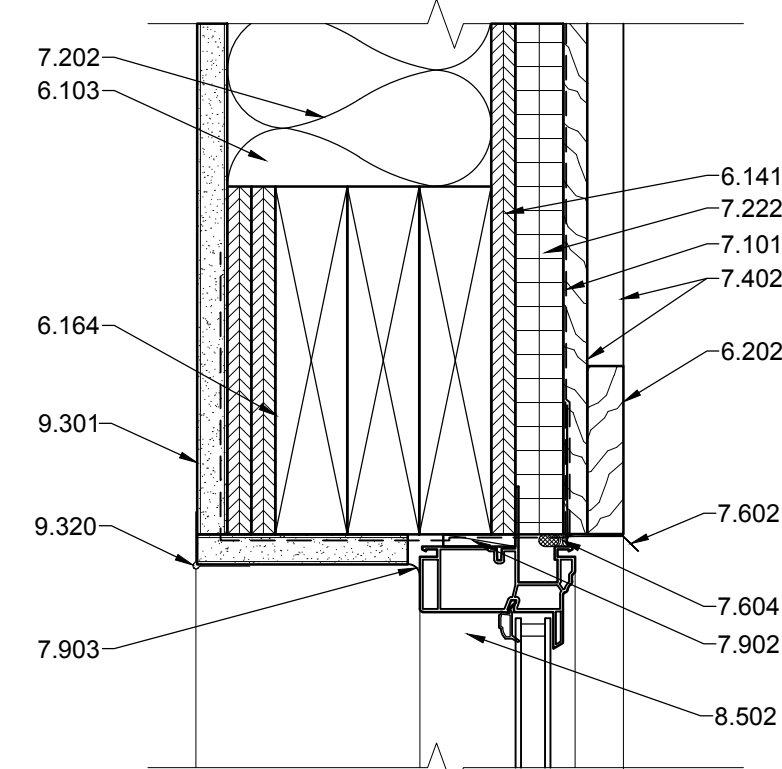
G3 INT. WINDOW JAMB
3"=1'-0"



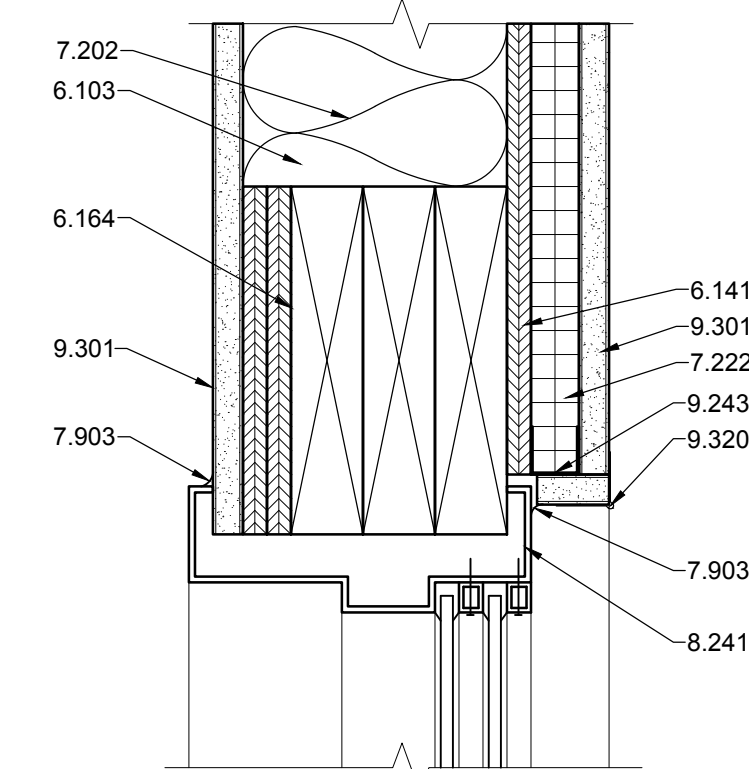
G5 INT. WINDOW HEAD
3"=1'-0"



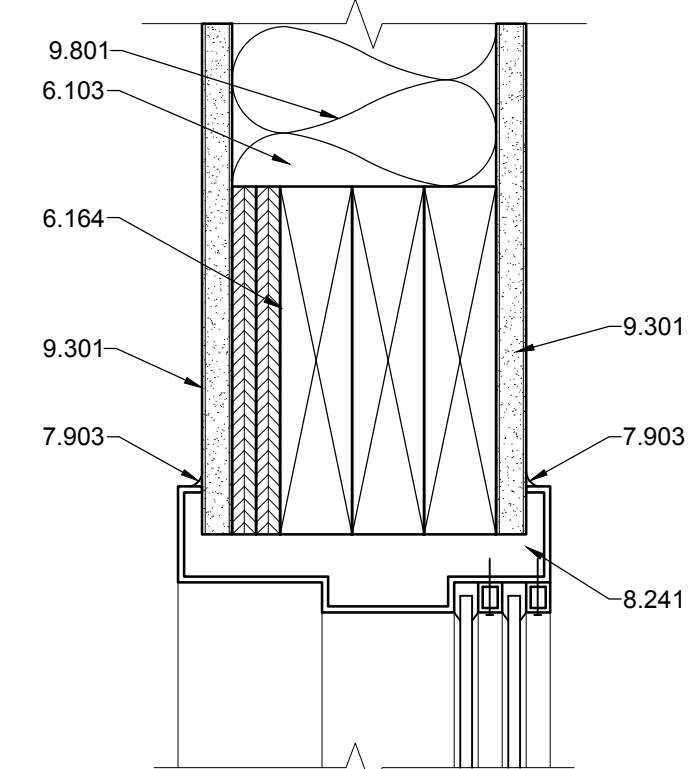
E1 EXT. WINDOW HEAD
3"=1'-0"



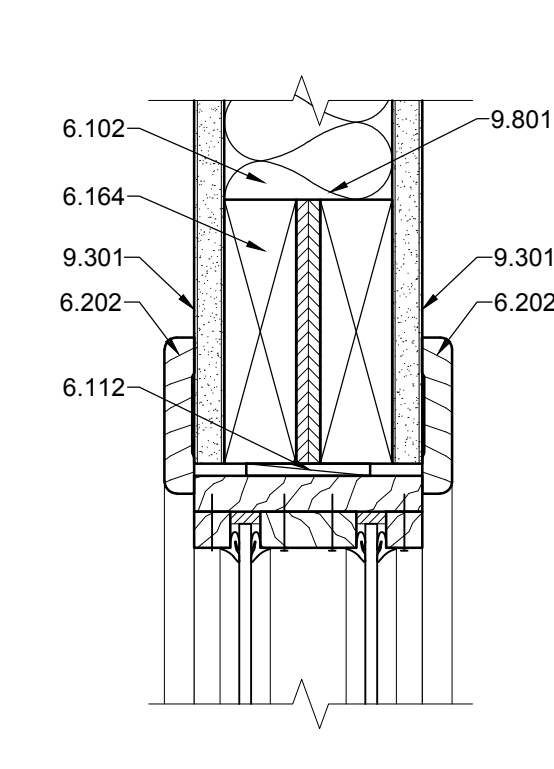
E3 EXT. WINDOW HEAD
3"=1'-0"



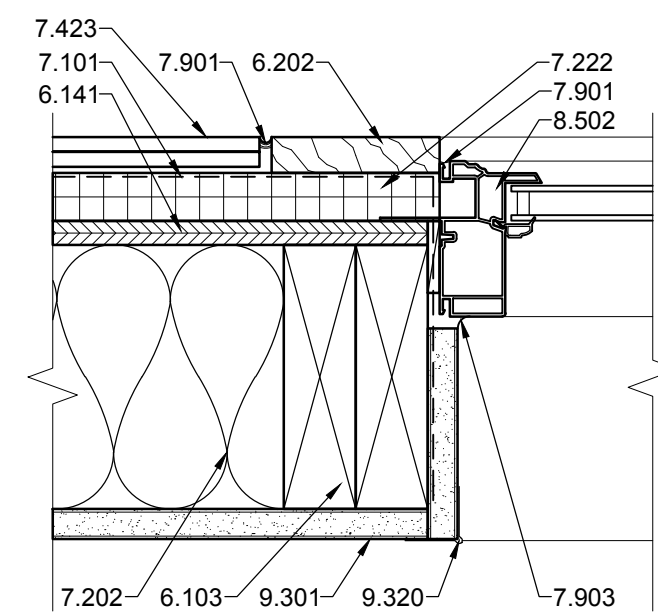
E5 INT. WINDOW HEAD
3"=1'-0"



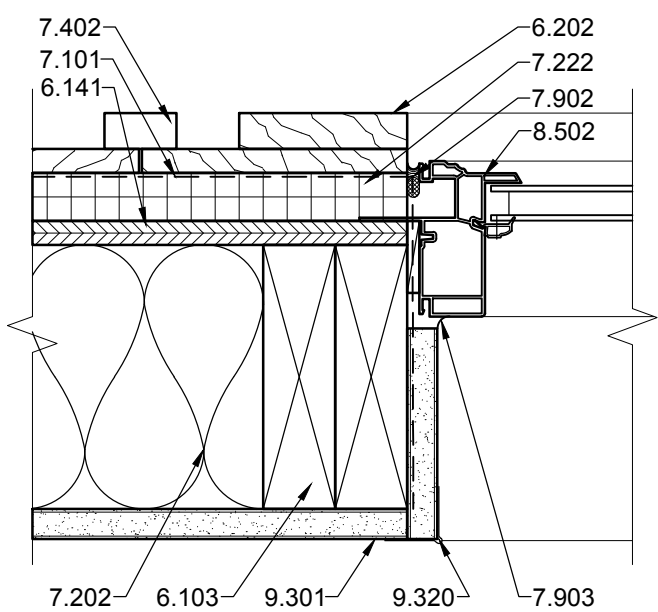
E7 INT. WINDOW HEAD
3"=1'-0"



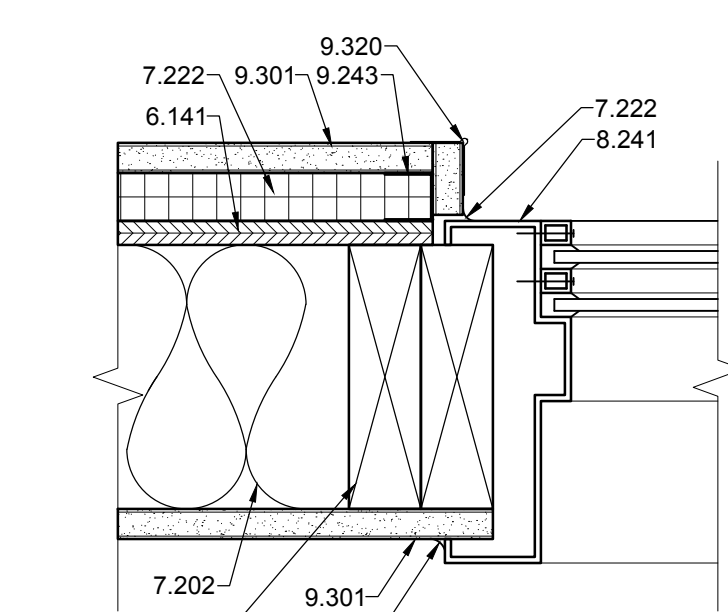
E9 INT. WINDOW HEAD
3"=1'-0"



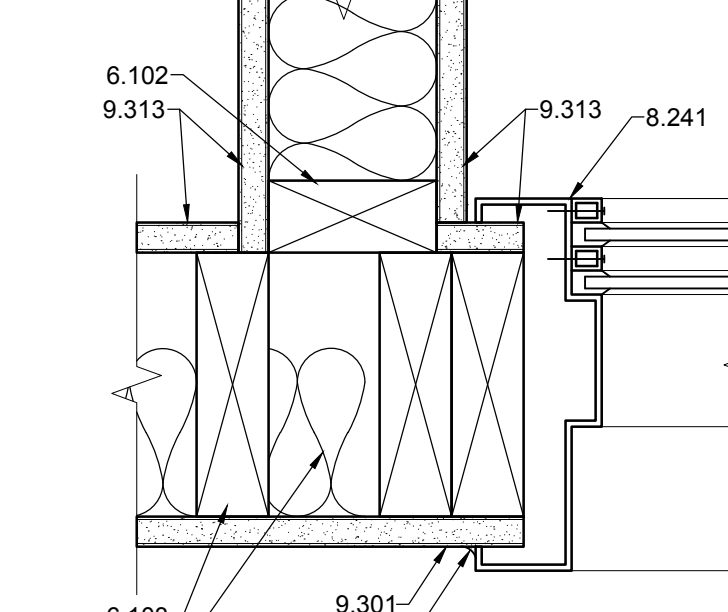
C1 EXT. WINDOW JAMB
3"=1'-0"



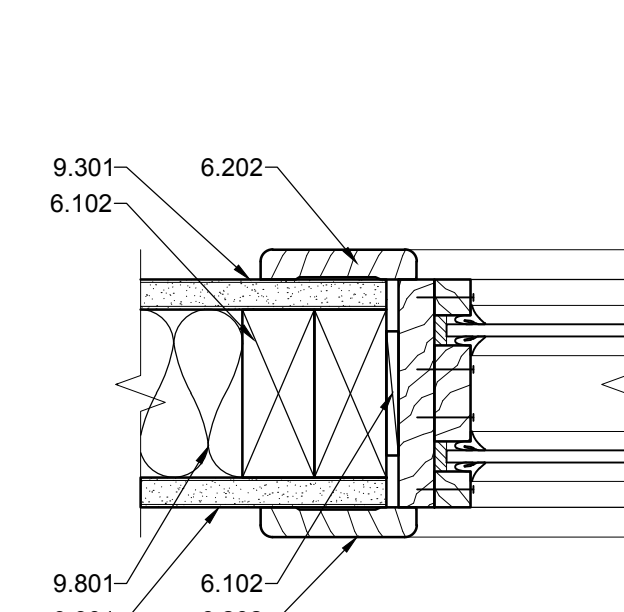
C3 EXT. WINDOW JAMB
3"=1'-0"



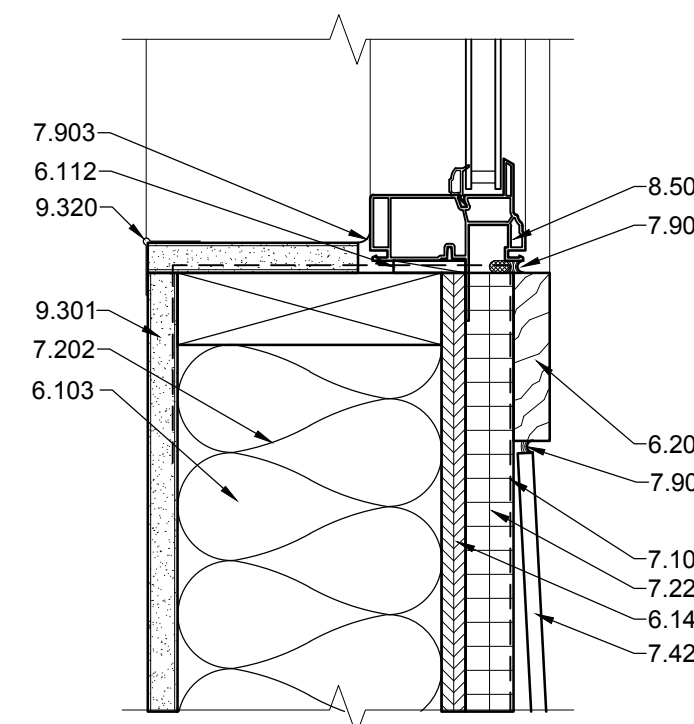
C5 INT. WINDOW JAMB
3"=1'-0"



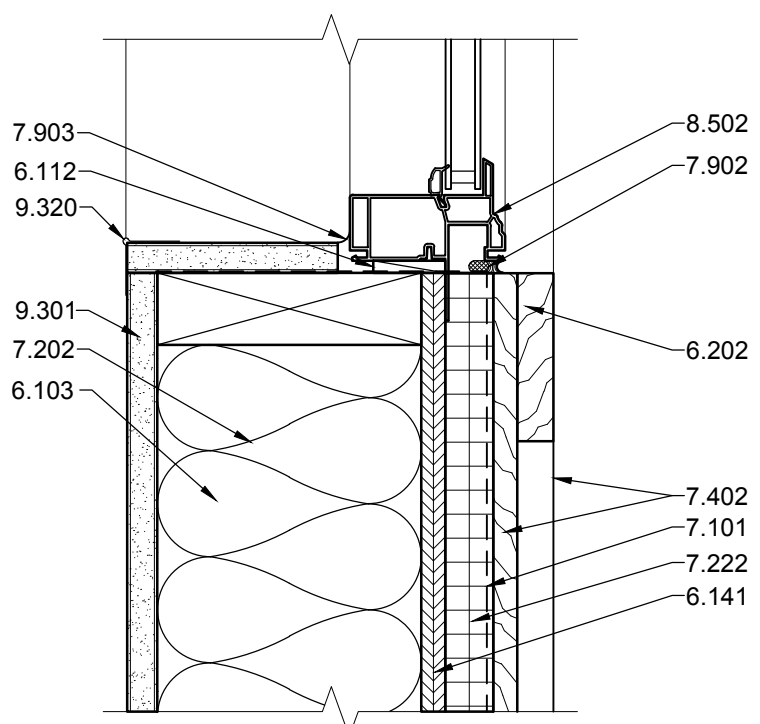
C7 INT. WINDOW JAMB
3"=1'-0"



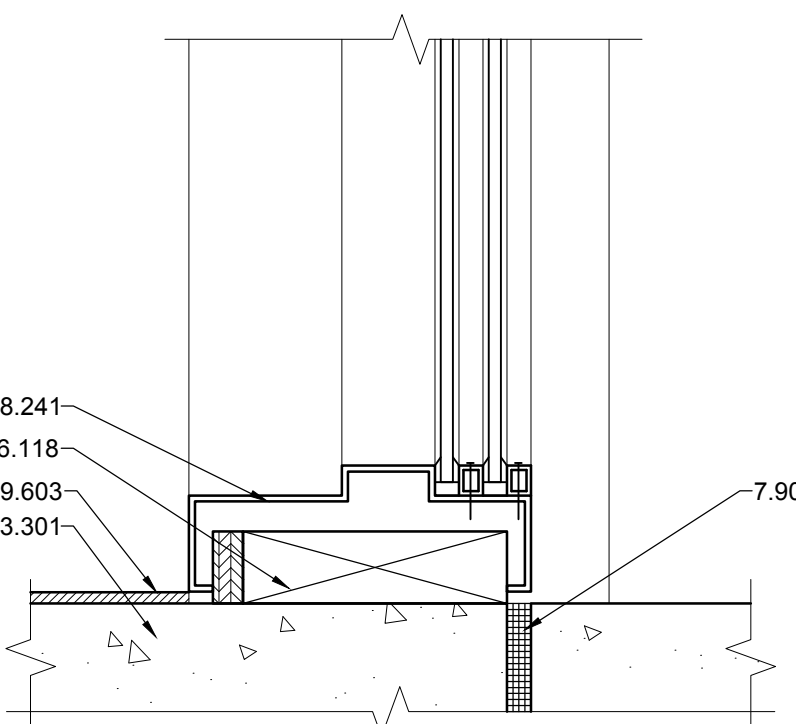
C9 INT. WINDOW JAMB
3"=1'-0"



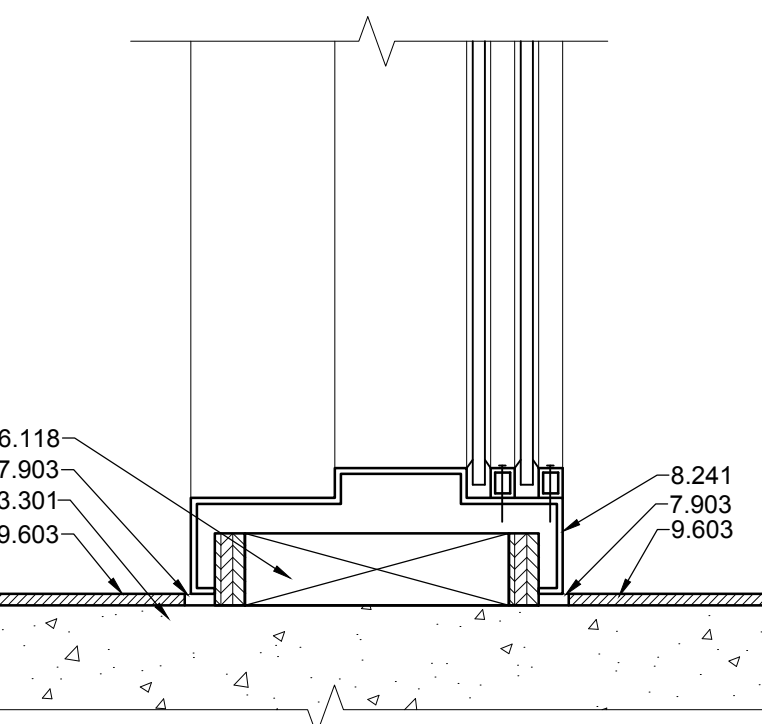
A1 EXT. WINDOW SILL
3"=1'-0"



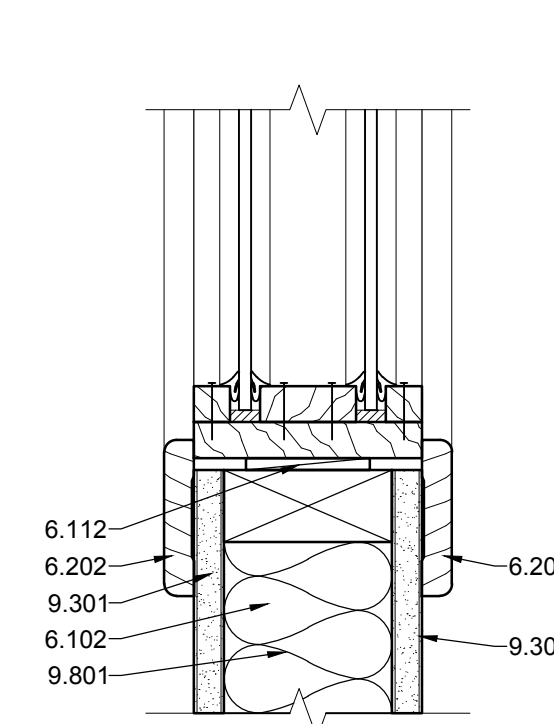
A3 EXT. WINDOW SILL
3"=1'-0"



A5 INT. WINDOW SILL
3"=1'-0"



A7 INT. WINDOW SILL
3"=1'-0"



A9 INT. WINDOW SILL
3"=1'-0"


REFERENCE KEYNOTES

- DIVISION 03 - CONCRETE
 - 3.301 - CONCRETE SLAB - SEE STRUCTURAL
- DIVISION 06 - WOOD AND PLASTICS
 - 6.102 - 2X4 WOOD STUD
 - 6.103 - 2X6 WOOD STUD
 - 6.112 - SHIM
 - 6.118 - 2X TREATED WOOD CURB
 - 6.141 - SHEATHING - SEE STRUCTURAL
 - 6.164 - WOOD HEADER - SEE STRUCTURAL
 - 6.202 - ARCHITECTURAL TRIM
- DIVISION 07 - THERMAL AND MOISTURE PROTECTION
 - 7.101 - WEATHER RESISTANT BARRIER
 - 7.202 - R-19 BATT INSULATION
 - 7.222 - 1" RIGID INSULATION
 - 7.402 - BOARD AND BATTEN SIDING
 - 7.423 - HARDI BOARD SHAKE PANEL
 - 7.602 - METAL DRIP EDGE FLASHING
 - 7.604 - METAL FLASHING

- 7.901 - SEALANT
 - 7.902 - BACKER ROD AND SEALANT
 - 7.903 - CAULK
 - 7.905 - 1/2" EXPANSION JOINT
- DIVISION 08 - OPENINGS
 - 8.241 - HOLLOW METAL FRAME AS SCHEDULED
 - 8.502 - EXTERIOR VINYL WINDOW AS SCHEDULED
 - DIVISION 09 - FINISHES
 - 9.243 - 1" RESILIENT FURRING CHANNEL
 - 9.301 - 5/8" GYPSUM BOARD
 - 9.313 - GYPSUM SOUNDBOARD
 - 9.320 - CORNER BEAD
 - 9.603 - FLOOR FINISH AS SCHEDULED
 - 9.801 - SOUND ATTENUATION BATT

801 Lambert Pl. NE
 Albuquerque, NM 87107
 Phone: (505) 858-0180
 Fax: (505) 858-0111
 Email: info@bdaarc.com

The documents transmitted herein are the sole Intellectual Property of BDA Architecture, P.C. Any use, reuse, or reproduction in any form without the express written consent of, and compensation to, BDA Architecture is a violation of Federal law.



CARSON CITY ANIMAL SHELTER
 549 Airport Road
 Carson City, Nevada 89701
 City of Carson City
 Copyright, 2015, BDA ARCHITECTURE PC.

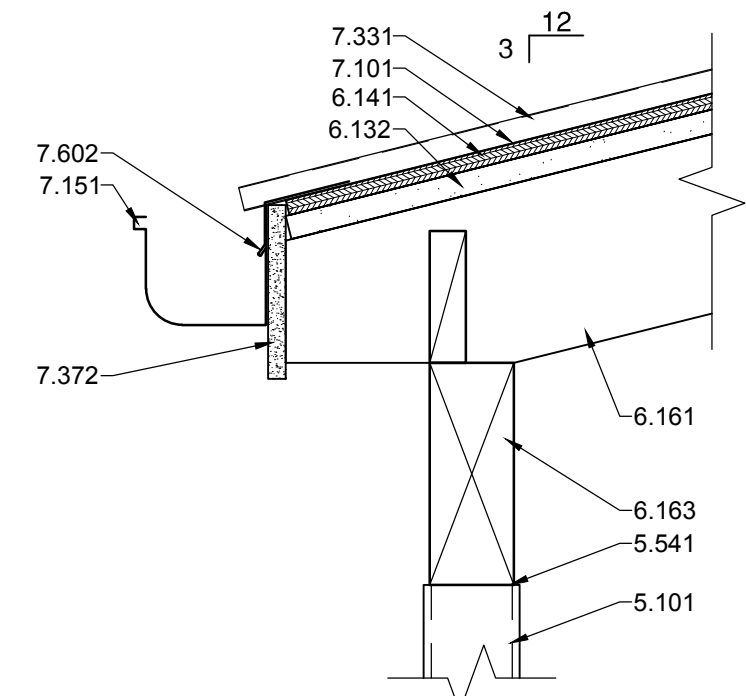
WINDOW DETAILS

REV.#	DATE	COMMENTS

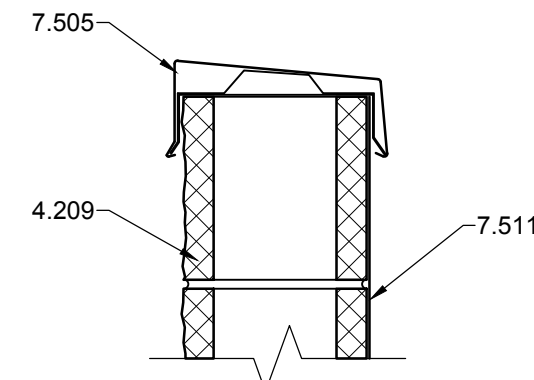
REVIEWS	
INITIALS	BDA DSGN. REV.
	BDA TECH REV.

CCAS
 PROJECT NO.: 1107
 DRAWN: -
 DATE: 7/23/2015
A506
 OF -

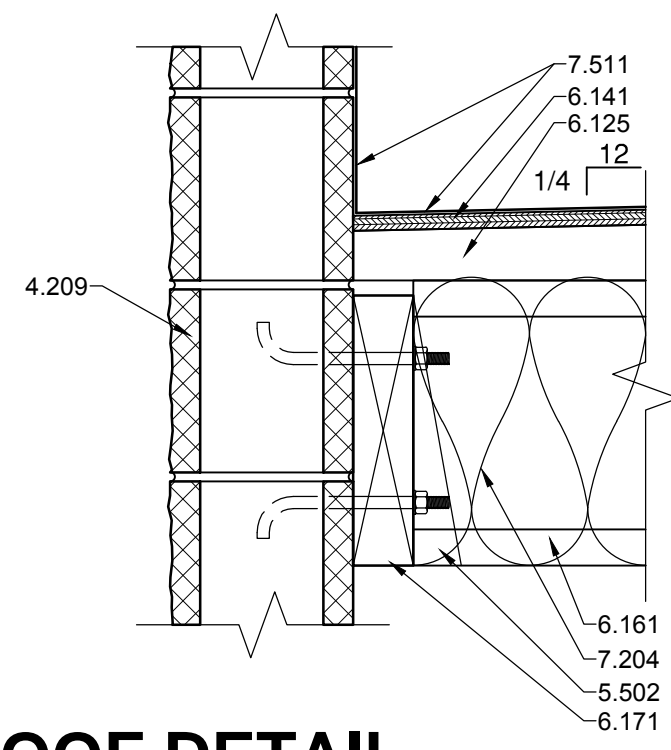
Save Date: July 23, 2015 - 4:44 PM - Lawrence
 Drawing Name: G:\Arch\2015\1107-Carson City Animal Shelter\1107-A507-Roof and Wall Details.dwg



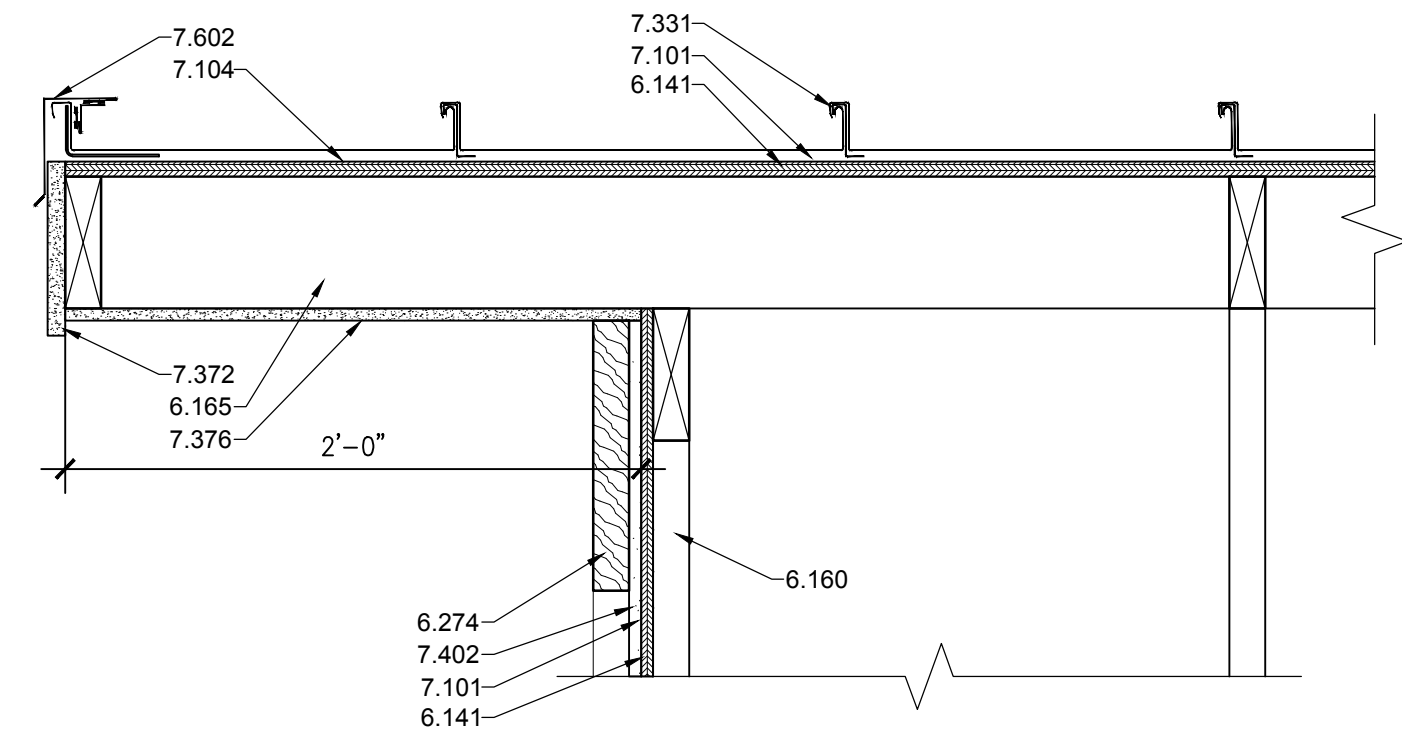
G1 ROOF DETAIL
 1 1/2"=1'-0"



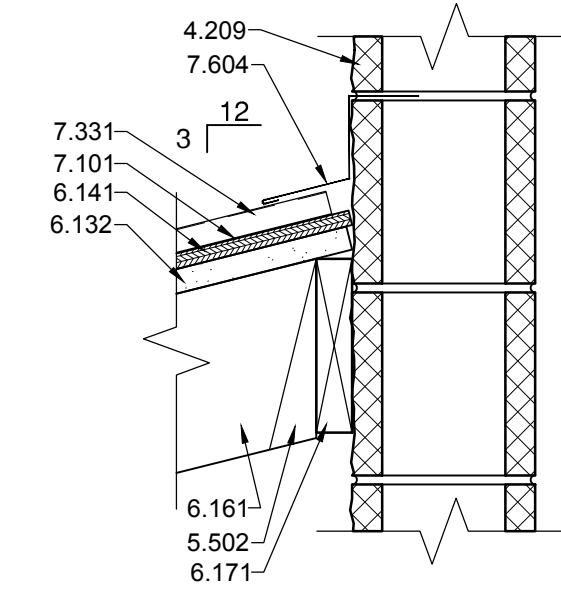
G3 PARAPET DETAIL
 1 1/2"=1'-0"



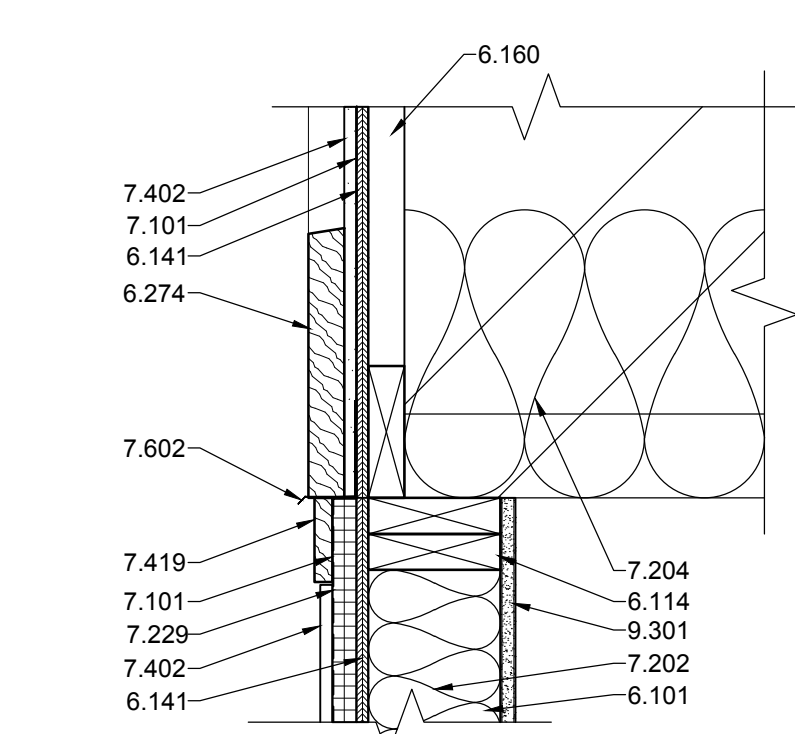
G5 ROOF DETAIL
 1 1/2"=1'-0"



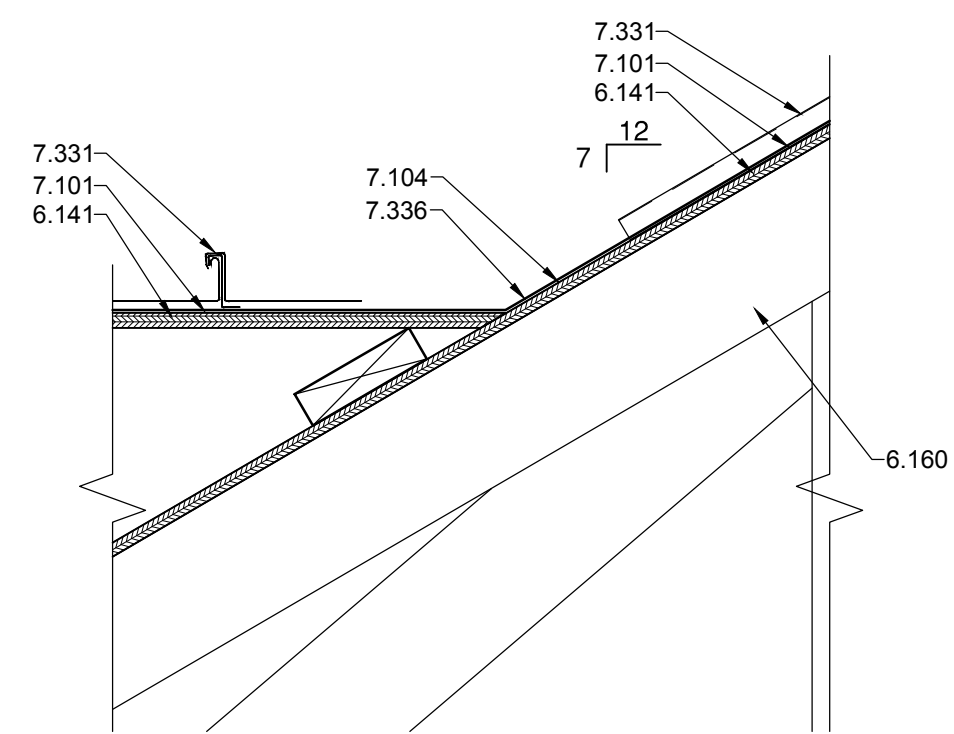
E1 ROOF DETAIL
 1 1/2"=1'-0"



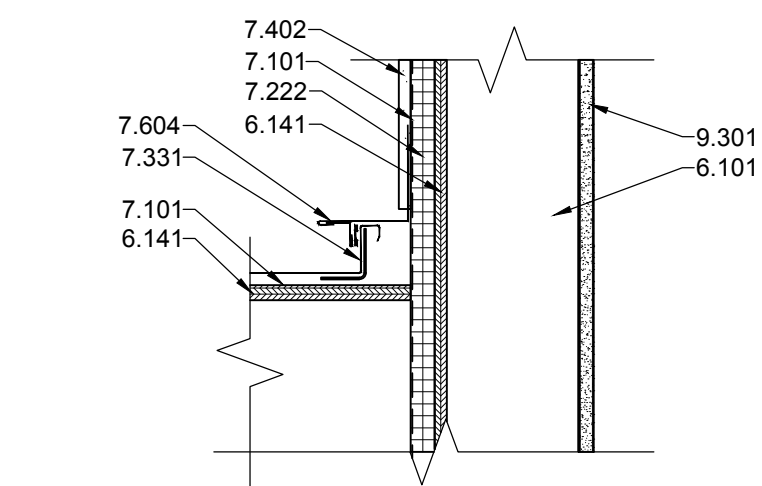
E5 ROOF DETAIL
 1 1/2"=1'-0"



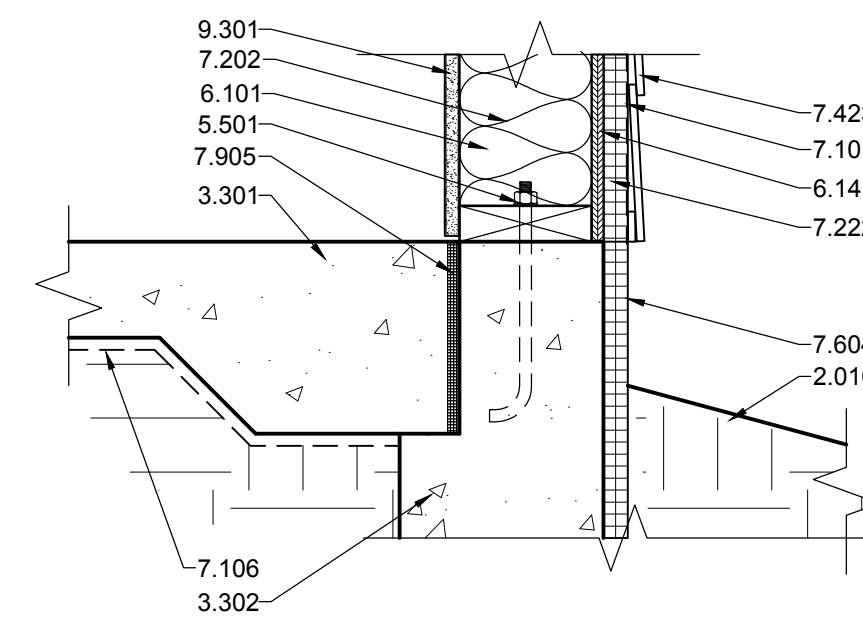
C1 WALL DETAIL
 1 1/2"=1'-0"



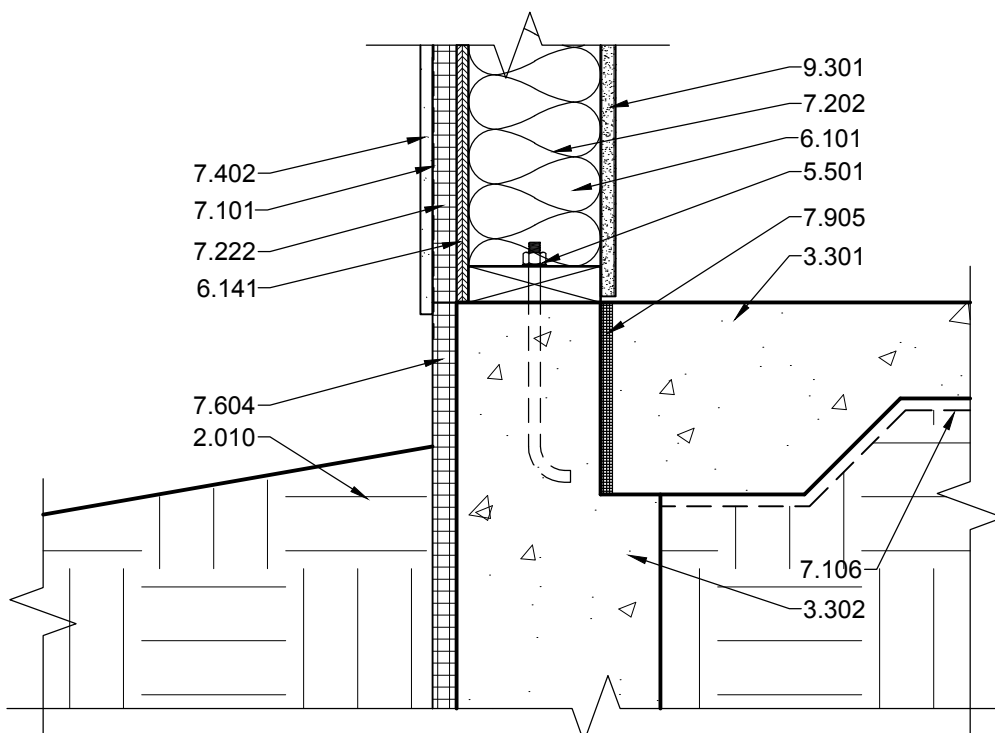
C3 ROOF DETAIL
 1 1/2"=1'-0"



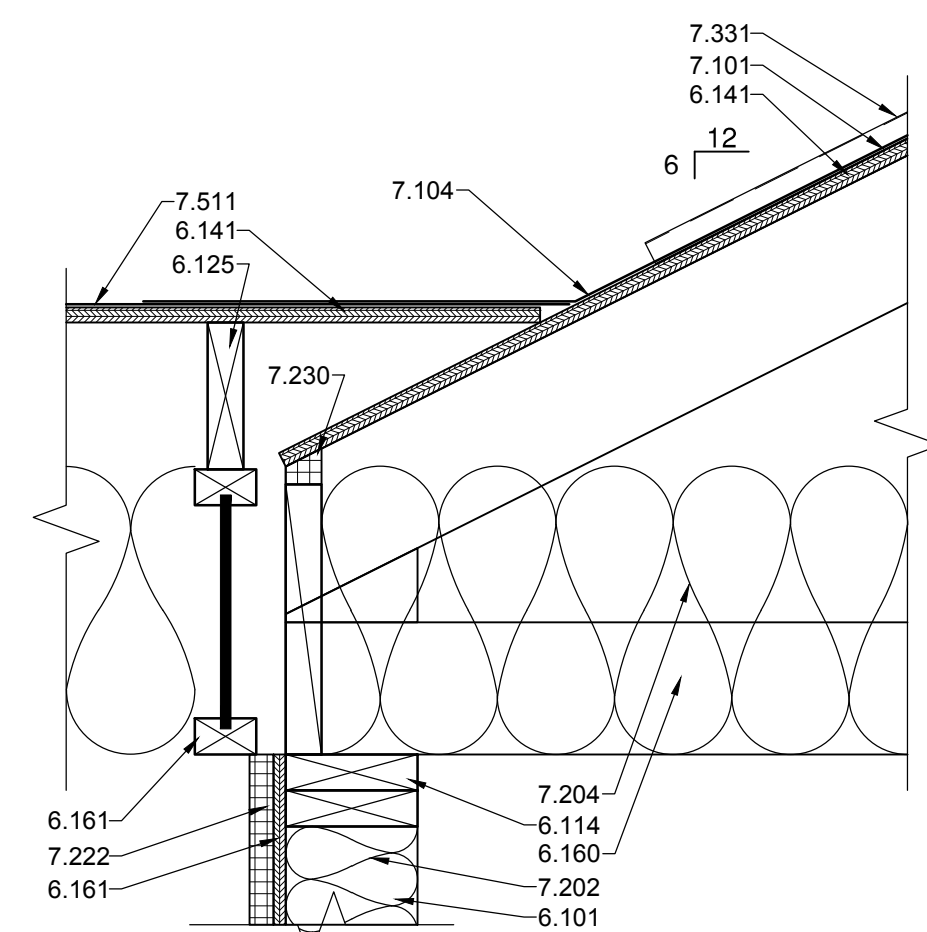
C5 ROOF DETAIL
 1 1/2"=1'-0"



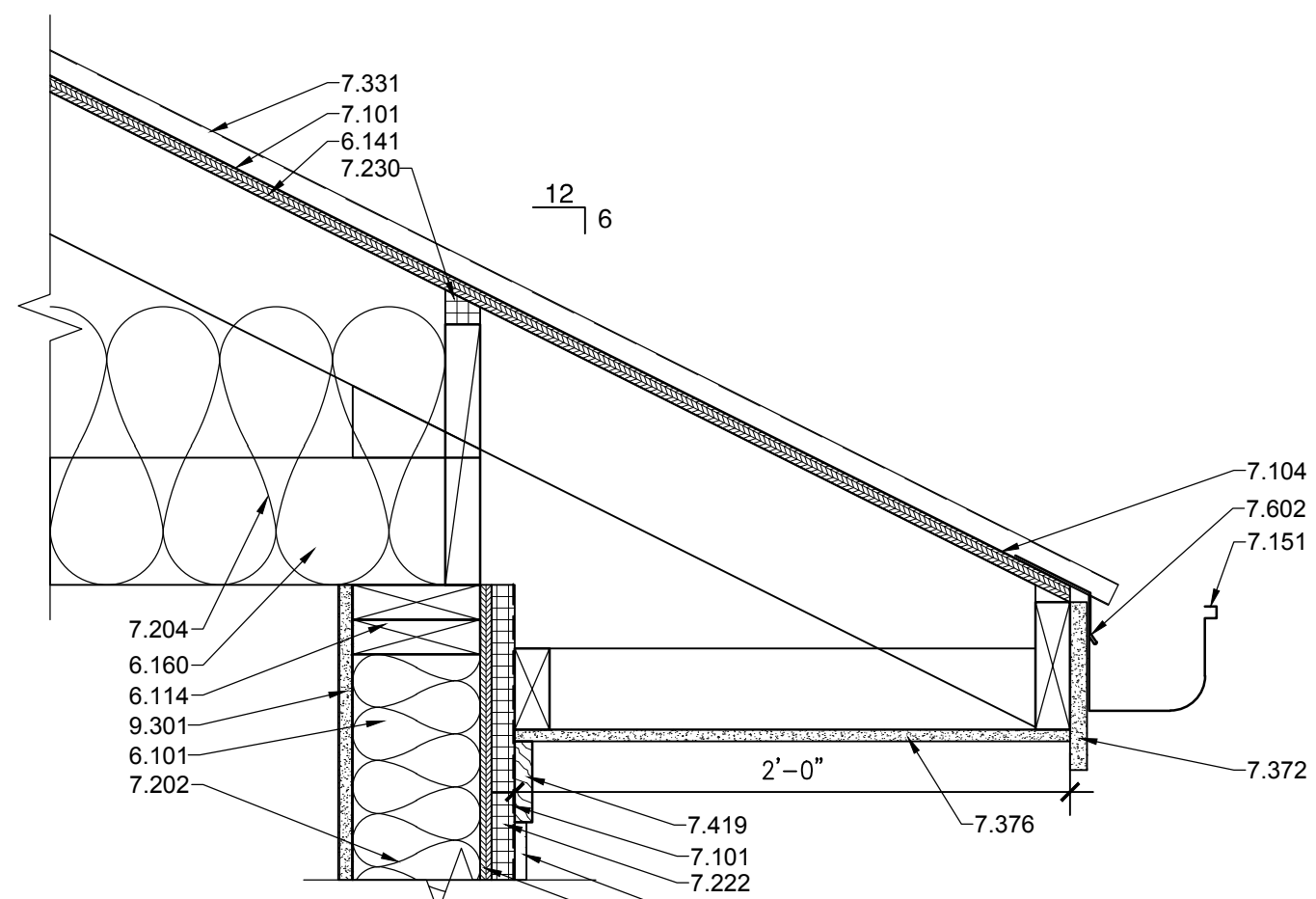
C7 FOOTING DETAIL
 1 1/2"=1'-0"



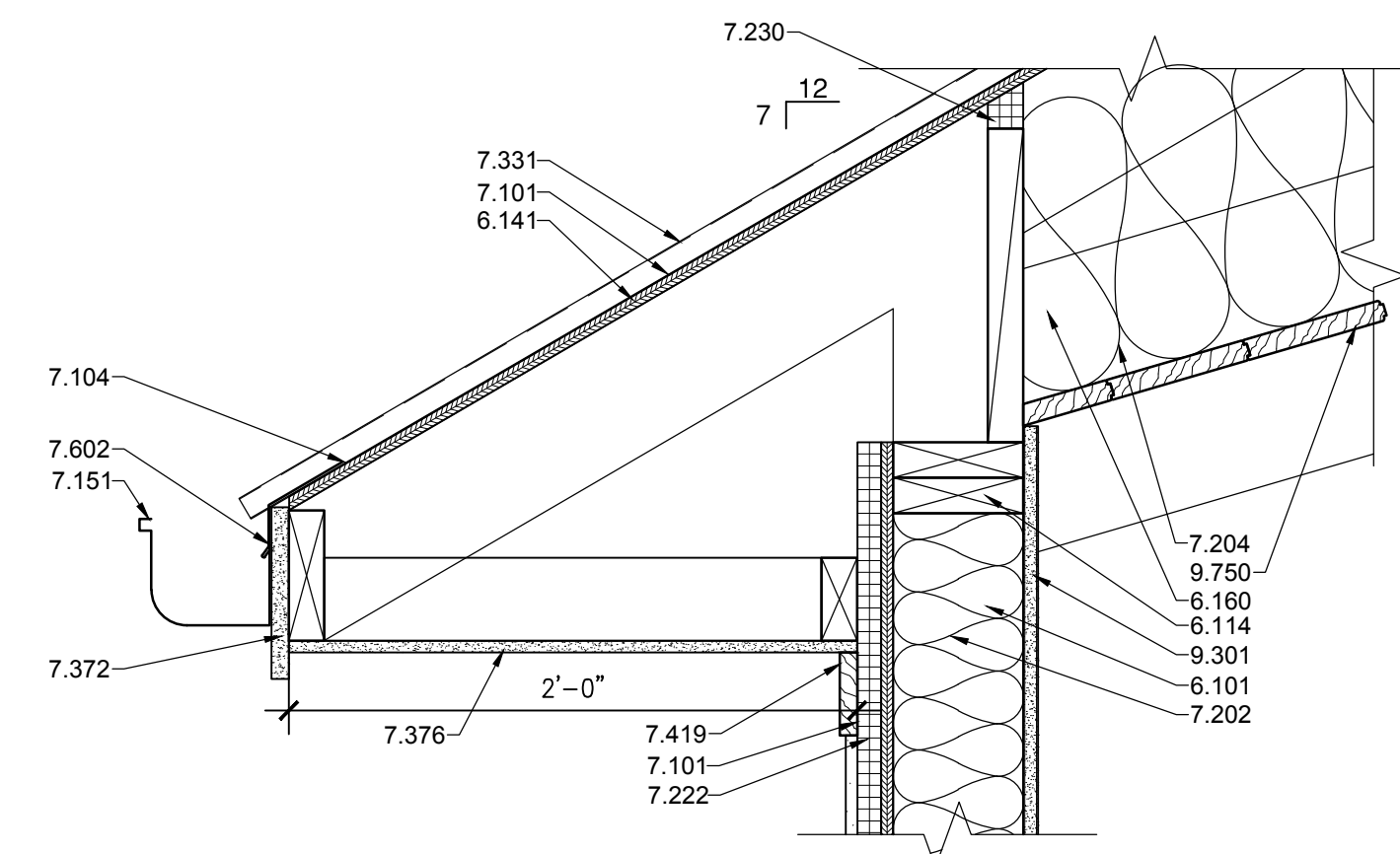
A1 FOOTING DETAIL
 1 1/2"=1'-0"



A3 ROOF DETAIL
 1 1/2"=1'-0"



A5 ROOF DETAIL
 1 1/2"=1'-0"



A8 ROOF DETAIL
 1 1/2"=1'-0"


REFERENCE KEYNOTES

- DIVISION 02 - SITE CONSTRUCTION
 - 2.010 - EXISTING GRADE
- DIVISION 03 - CONCRETE
 - 3.301 - CONCRETE SLAB - SEE STRUCTURAL
 - 3.302 - CONCRETE FOOTING - SEE STRUCTURAL
- DIVISION 04 - MASONRY
 - 4.209 - SPLIT FACE CONCRETE MASONRY UNIT
- DIVISION 05 - METALS
 - 5.101 - STEEL COLUMN - SEE STRUCTURAL
 - 5.501 - ANCHOR BOLT - SEE STRUCTURAL
 - 5.502 - METAL HANGER
 - 5.541 - STEEL POST CAP
- DIVISION 06 - WOOD AND PLASTICS
 - 6.101 - WOOD FRAMING
 - 6.114 - DOUBLE TOP PLATE
 - 6.125 - RIPPERS
 - 6.132 - TECTUM PANEL
 - 6.141 - SHEATHING - SEE STRUCTURAL
 - 6.160 - WOOD TRUSS - SEE STRUCTURAL
 - 6.161 - WOOD JOIST - SEE STRUCTURAL
 - 6.163 - WOOD BEAM - SEE STRUCTURAL
 - 6.165 - OUTRIGGER - SEE STRUCTURAL
 - 6.171 - WOOD LEDGER - SEE STRUCTURAL
 - 6.274 - DECORATIVE WOOD TRUSS
- DIVISION 07 - THERMAL AND MOISTURE PROTECTION
 - 7.101 - WEATHER RESISTANT BARRIER
 - 7.104 - ICE AND WATER SHIELD
 - 7.106 - VAPOR BARRIER
 - 7.151 - ROOF GUTTER
 - 7.202 - R-19 BATT INSULATION
 - 7.204 - R-38 BATT INSULATION
 - 7.222 - 1" RIGID INSULATION
 - 7.229 - 2 1/2" RIGID INSULATION
 - 7.230 - CORAVENT
 - 7.331 - METAL ROOF PANEL SYSTEM
 - 7.336 - METAL VALLEY FLASHING
 - 7.372 - HARDIE BOARD FASCIA
 - 7.376 - VENTED HARDIE BOARD SOFFIT
 - 7.402 - BOARD AND BATTEN SIDING
 - 7.419 - HARDI BOARD TRIM BOARD
 - 7.423 - HARDI BOARD SHAKE PANEL
 - 7.505 - METAL CAP
 - 7.511 - EPDM ROOFING
 - 7.602 - METAL DRIP EDGE FLASHING
 - 7.604 - METAL FLASHING
 - 7.905 - 1/2" EXPANSION JOINT
- DIVISION 09 - FINISHES
 - 9.301 - 5/8" GYPSUM BOARD
 - 9.750 - TONGUE AND GROOVE WOOD CEILING

801 Lamberon Pl. NE
 Albuquerque, NM 87107
 Phone: (505) 858-0180
 Fax: (505) 858-0111
 Email: info@bdaarc.com

The documents transmitted herein are the sole Intellectual Property of BDA Architecture, P.C. Any use, reuse, or reproduction in any form without the express written consent of, and compensation to, BDA Architecture is a violation of Federal law.

BDA



CARSON CITY ANIMAL SHELTER
 549 Airport Road
 Carson City, Nevada 89701
 City of Carson City
 Copyright © 2015, BDA ARCHITECTURE PC.

ROOF AND WALL DETAILS

REV.#	DATE	COMMENTS

INITIALS	REVIEWS
	BDA DSGN. REV.
	BDA TECH REV.

CCAS
 PROJECT NO.: 1107
 DRAWN: -
 DATE: 7/23/2015

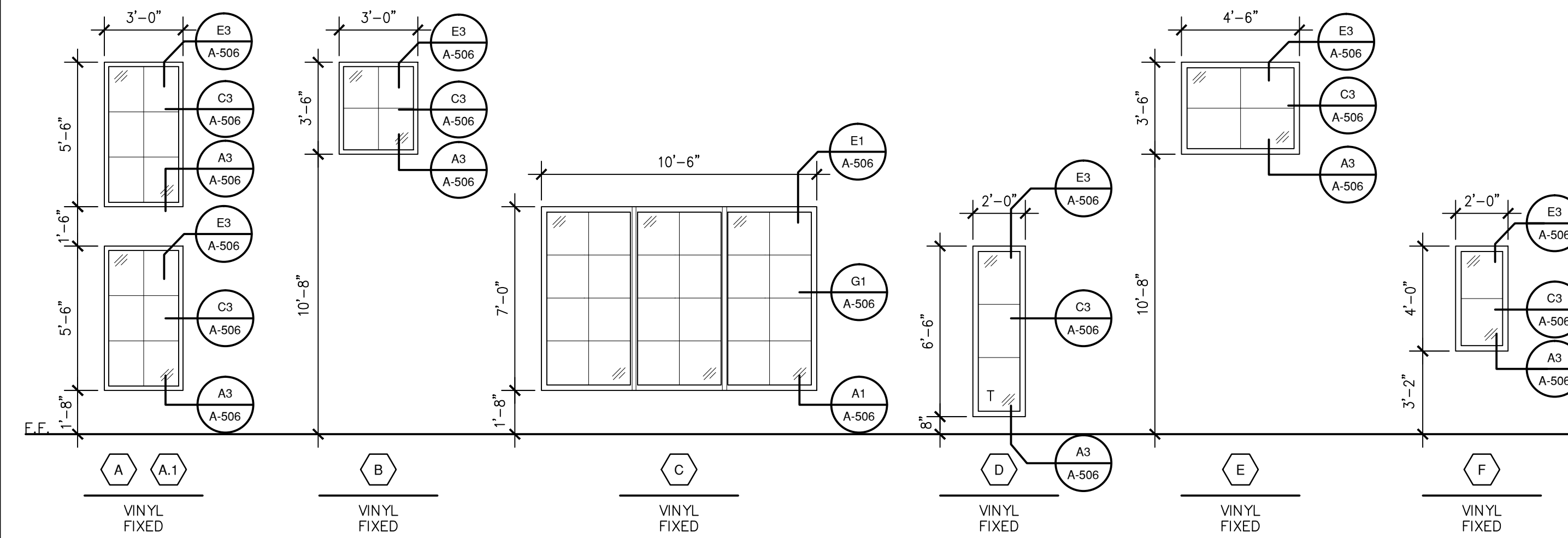
A507
 OF

Save Date: July 23, 2015 - 4:40 PM - Lawrence
 Drawing Name: G:\Arch\2011\1107-Carson City Animal Shelter\1107-A602 Room Finish Schedule.dwg

H
G
F
E
D
C
B
A

WINDOW TYPES - EXTERIOR

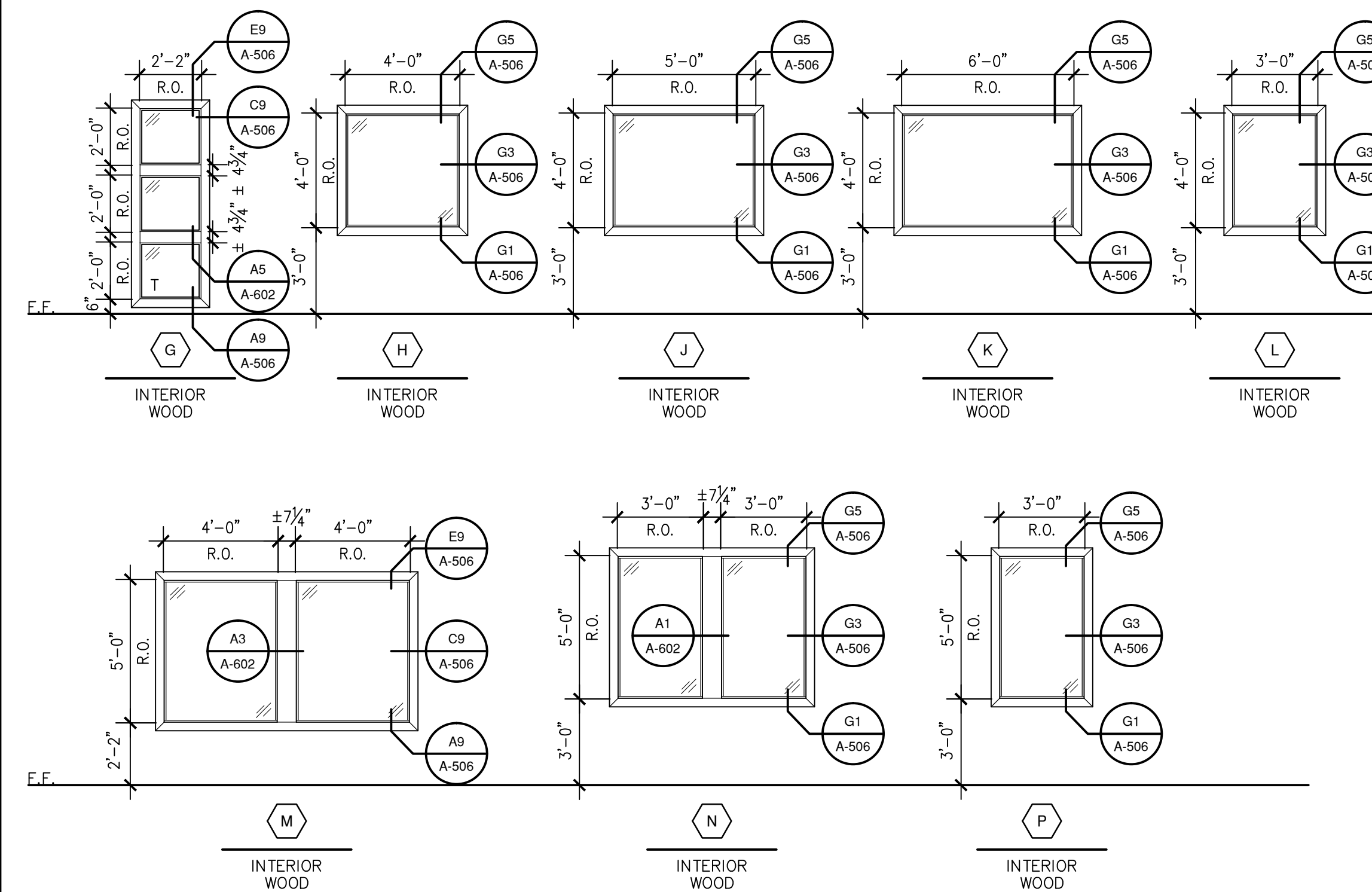
N.T.S.



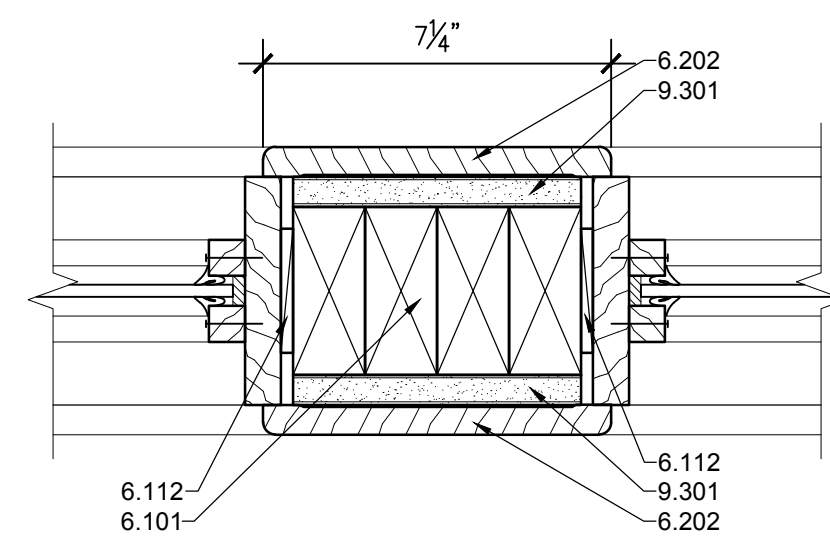
* NOTES: T=TEMPERED GLAZING PER CODE

WINDOW TYPES - INTERIOR

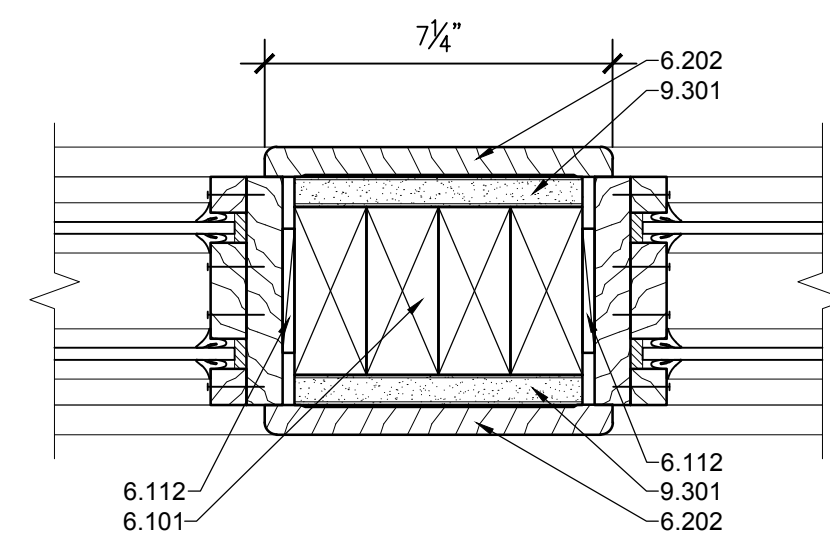
N.T.S.



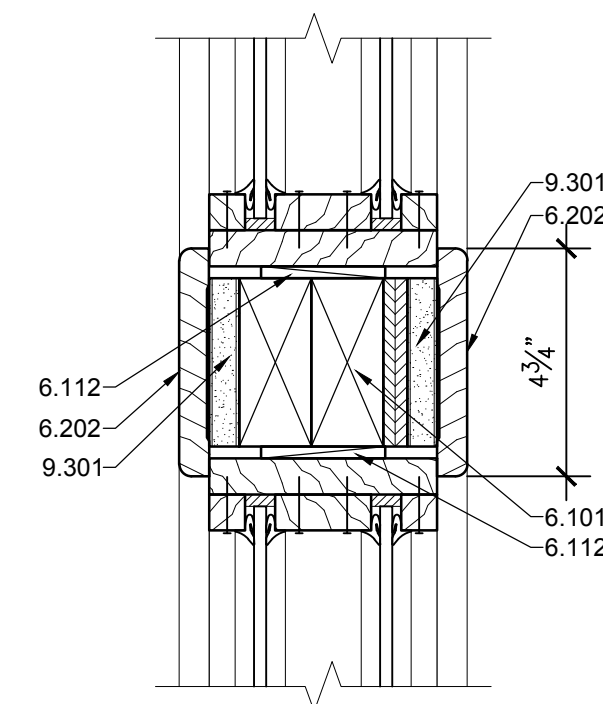
* NOTES: T=TEMPERED GLAZING PER CODE



A1 INT. WINDOW DETAIL
3"=1'-0"



A3 INT. WINDOW DETAIL
3"=1'-0"




A5 INT. WINDOW DETAIL
3"=1'-0"

REFERENCE KEYNOTES

- DIVISION 06 - WOOD AND PLASTICS
 6.101 - WOOD FRAMING
 6.112 - SHIM
 6.202 - ARCHITECTURAL TRIM
- DIVISION 09 - FINISHES
 9.301 - 5/8" GYPSUM BOARD

BDA



CARSON CITY ANIMAL SHELTER
 549 Airport Road
 Carson City, Nevada 89701
 City of Carson City
 Copyright, 2015, BDA ARCHITECTURE PC.

WINDOW TYPES

REV.#	DATE	COMMENTS

INITIALS	REVIEWS
	BDA DSGN. REV.
	BDA TECH REV.

CCAS
 PROJECT NO.: 1107
 DRAWN: -
 DATE: 7/23/2015

A602
OF

ROOM FINISH SCHEDULE

Table with 13 columns: ROOM NO., NAME, FLOOR, WALL COVER, CASEWORK, FABRIC, REMARKS. Rows 101-154.

ROOM FINISH SCHEDULE

Table with 13 columns: ROOM NO., NAME, FLOOR, WALL COVER, CASEWORK, FABRIC, REMARKS. Rows 155-156.

ROOM FINISH LEGEND

Legend table with 2 columns: Material Code (PT, GRT, RB, EPF, CT, WS, FC, SC, SS, PL, EP, FRP) and Description (PORCELAIN TILE, GROUT, RUBBER BASE, EPOXY FLOORING, CERAMIC TILE, WOOD STAIN, FLASHCOVE, SEALED CONCRETE, SOLID SURFACE, PLASTIC LAMINATE, EPOXY PAINT, FIBERGLASS - REINFORCED PLASTIC).

INTERIOR SPECIFICATIONS SCHEDULE

Table with 8 columns: NO., MANUFACTURER, MATERIAL, SERIES, COLOR, REMARKS, CONTACT. Rows include items like DAL TILE, SHERWIN WILLIAMS, CRANE COMPOSITES, FORMICA, EMSEER, WOOD STAIN, SAMSUNG, IMETCO, JAMESHARDIE.


Save Date: July 24, 2015 10:05 AM - Luz

Drawing Name: G:\Mech\20111107\Carson City Animal Shelter\Sheet1107-I-101 Interior Specifications.dwg

BDA

901 Lambron Pl. NE Albuquerque, NM 87107 Phone: (505) 858-0180 Fax: (505) 858-0111 Email: info@bdaarc.com

The documents transmitted herein are the sole intellectual property of BDA Architecture, P.C. Any use, reuse, or reproduction in any form without the express written consent of, and compensation to, BDA Architecture is a violation of Federal Law.



CARSON CITY ANIMAL SHELTER 549 Airport Road Carson City, Nevada 89701 City of Carson City

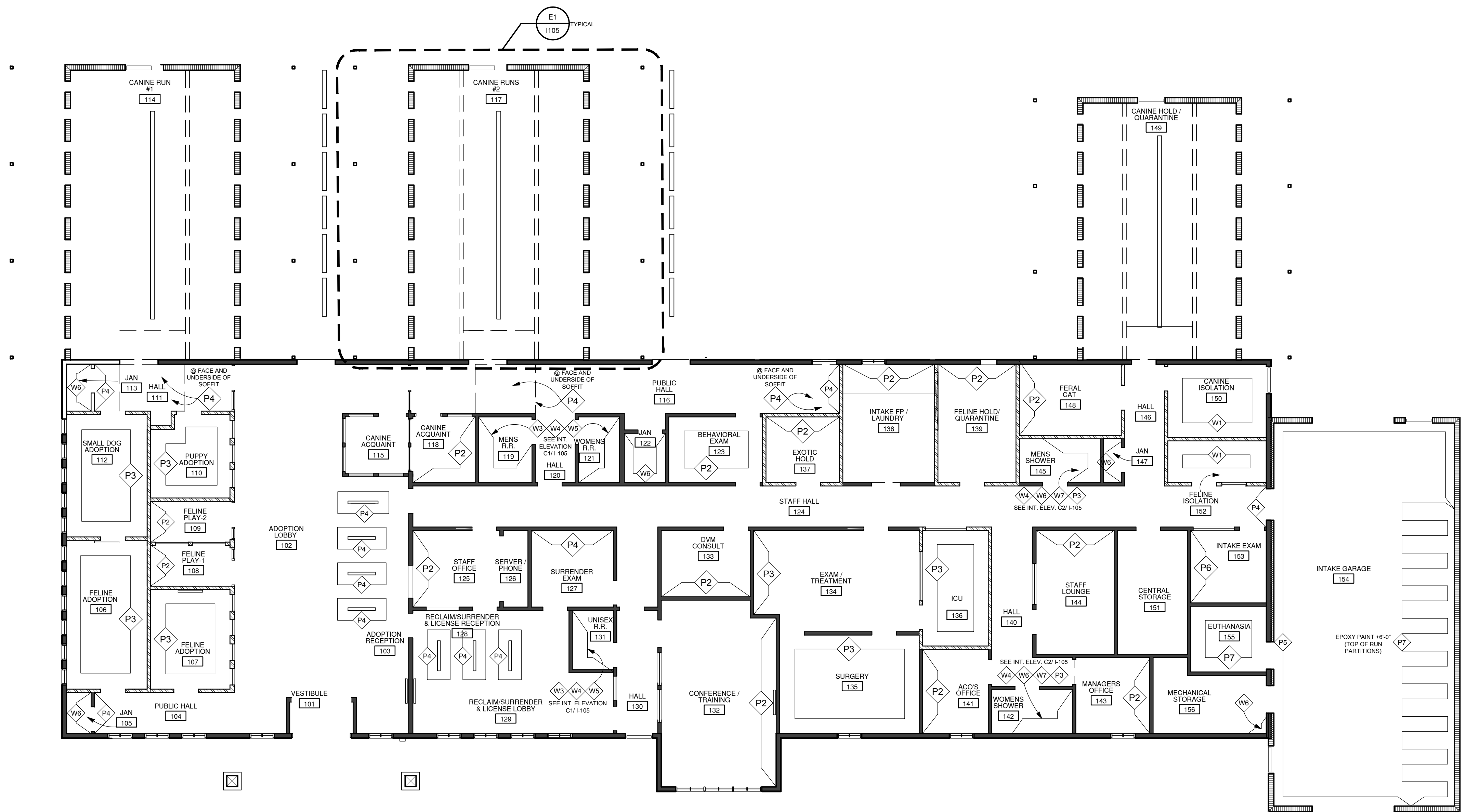
INTERIOR SPECIFICATIONS REVISIONS table with columns: REV.#, DATE, COMMENTS.

INITIALS table with columns: BV, BDA DSGN. REV., BDA TECH. REV.

CCAS PROJECT NO.: 1107 DRAWN: NF DATE: 7/23/2015

Save Date: July 24, 2015 - 10:30 AM - Luz
 Drawing Name: G:\Arch\2011\1107-Carson City Animal Services\BDA\DWGS\CDs\Carson City VE\Carson City\Sheets\1107-1102 Reference Floor Plan.dwg

A2 PAINT REFERENCE PLAN
 1/8"=1'-0"



GENERAL NOTES

1. ALL WALLS TO BE PGB FINISH UNLESS OTHERWISE NOTED
2. SEE SHEET 1101 FOR INTERIOR SPECIFICATIONS SCHEDULE & ROOM FINISH SCHEDULE
3. ALL WALLS TO BE PAINTED P1 (SW 6091 RELIABLE WHITE) UNLESS OTHERWISE NOTED.
4. ALL PGB CEILINGS AND SOFFITS TO BE PAINTED P1 (SW 6091 RELIABLE WHITE) UNLESS OTHERWISE NOTED.


INTERIOR FINISHES

- PAINT: P2 - SW2804 RENWICK ROSE BEIGE
 P3 - SW6106 KILIM BEIGE
 P4 - SW6004 MINK
 P6 - EPOXY, SW2804 RENWICK ROSE BEIGE
 P7 - EPOXY, SW6106 KILIM BEIGE

- WALLCOVERING: W1 - FRP, 66 SILVER, PEBBLED EMBOSSED FINISH
 W2 - GLAZED PORCELAIN, BOULEVARD BEIGE, 20"X20"
 W3 - CERAMIC TILE, ALMOND 6465, 2"X2"
 W4 - CERAMIC TILE, CINDER QH08, 6"X6"
 W5 - CERAMIC TILE, FIRE BRICK Q093, 4"X4"
 W6 - CERAMIC TILE, MATTE ALMOND X735, 6"X6"
 W7 - CERAMIC TILE, MATTE ALMOND X735, 6"X6" BULLNOSE

801 Lamberon Pl. NE
 Albuquerque, NM 87107
 Phone: (505) 858-0180
 Fax: (505) 858-0111
 Email: info@bdaarc.com

The documents transmitted herein are the sole Intellectual Property of BDA Architecture, P.C. Any use, reuse, or reproduction in any form without the express written consent of, and compensation to, BDA Architecture is a violation of Federal Law.



CARSON CITY ANIMAL SHELTER
 549 Airport Road
 Carson City, Nevada 89701
 City of Carson City
 Copyright, 2012. BDA ARCHITECTURE PC.

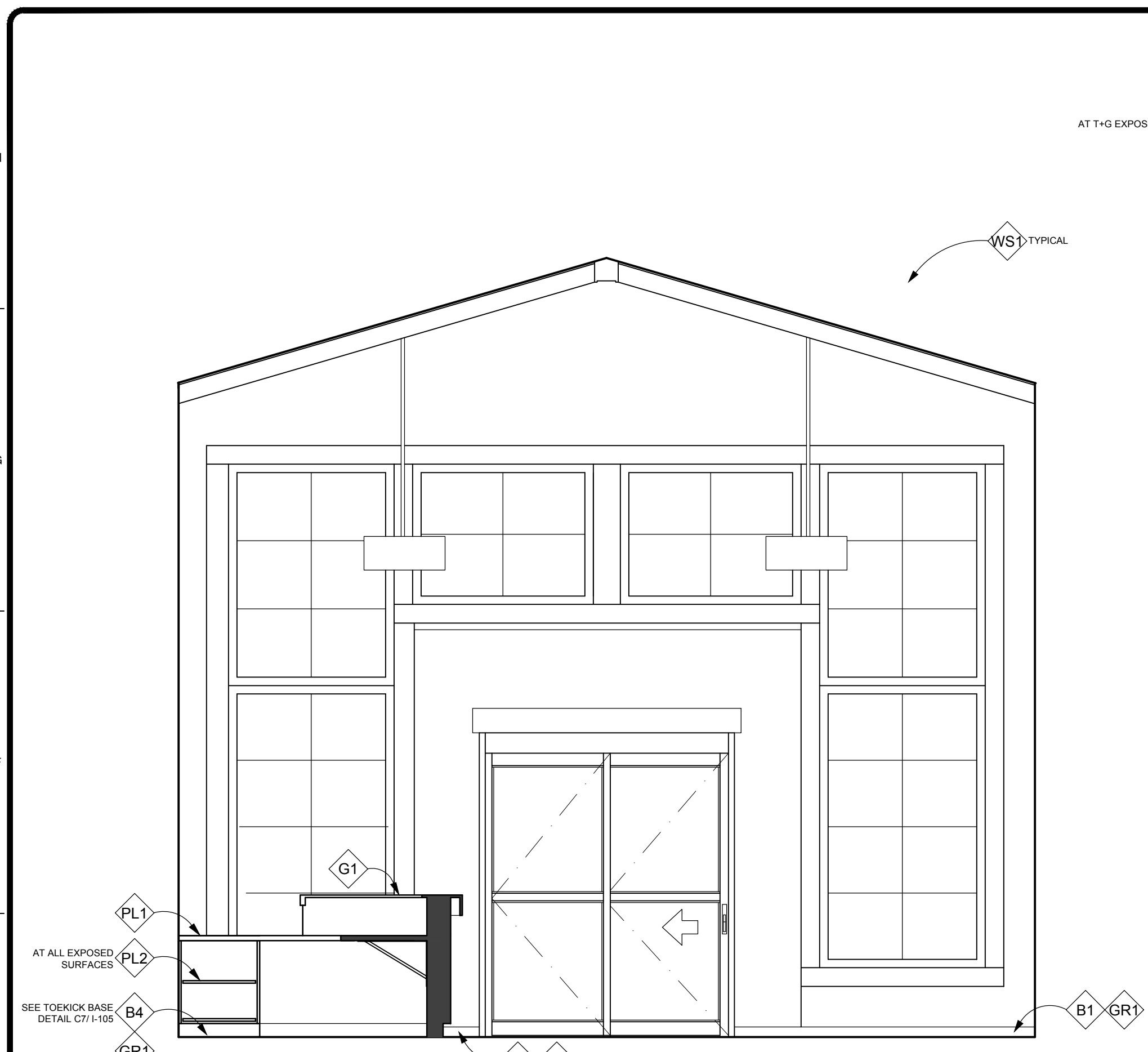
REFERENCE FLOOR PLAN

REV.#	DATE	COMMENTS

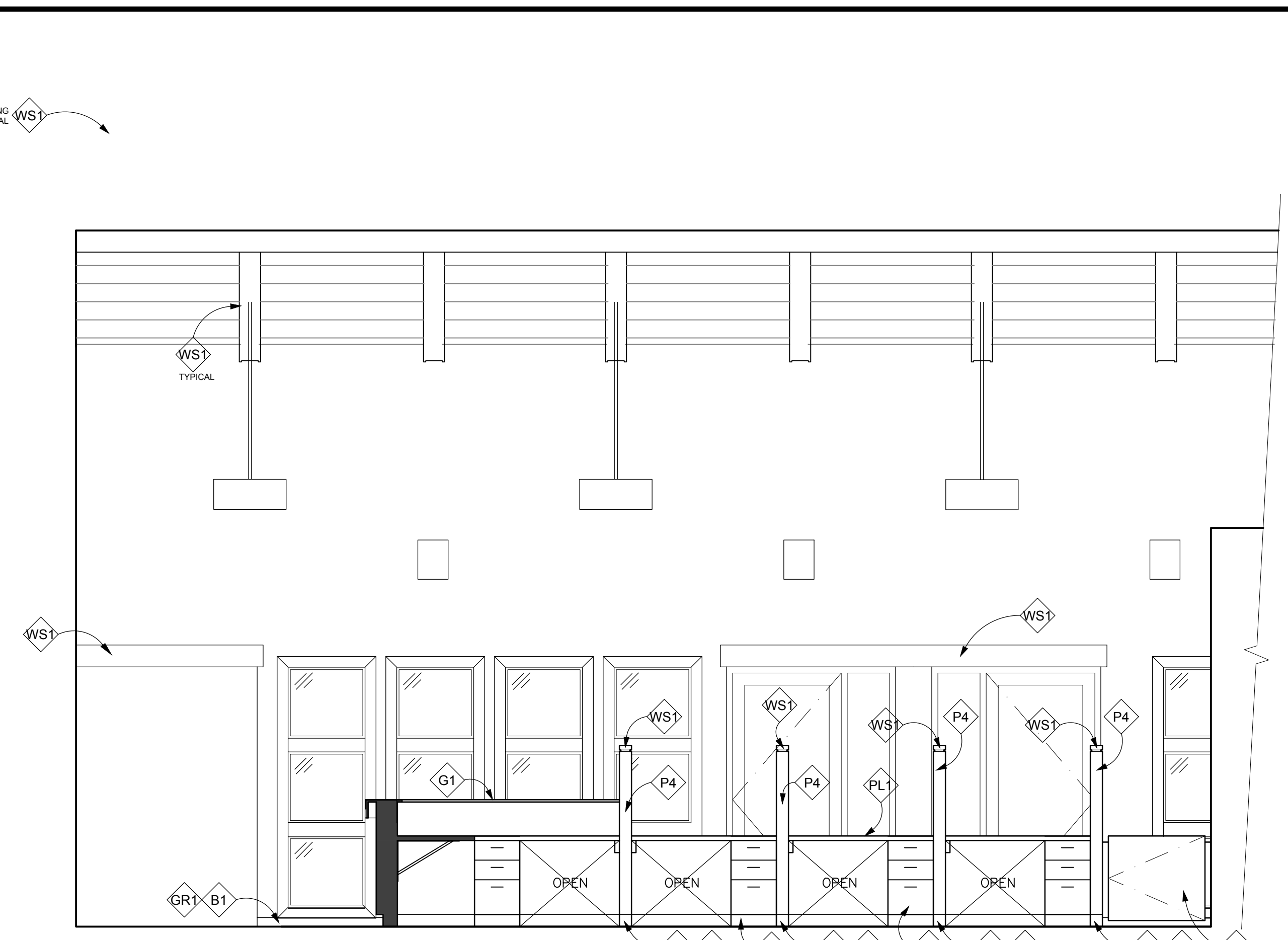
REVIEWS	
INITIALS	
BV	BDA DSGN. REV.
-	BDA TECH REV.

CCAS
 PROJECT NO.: 1107
 DRAWN: NF
 DATE: 7/23/2015

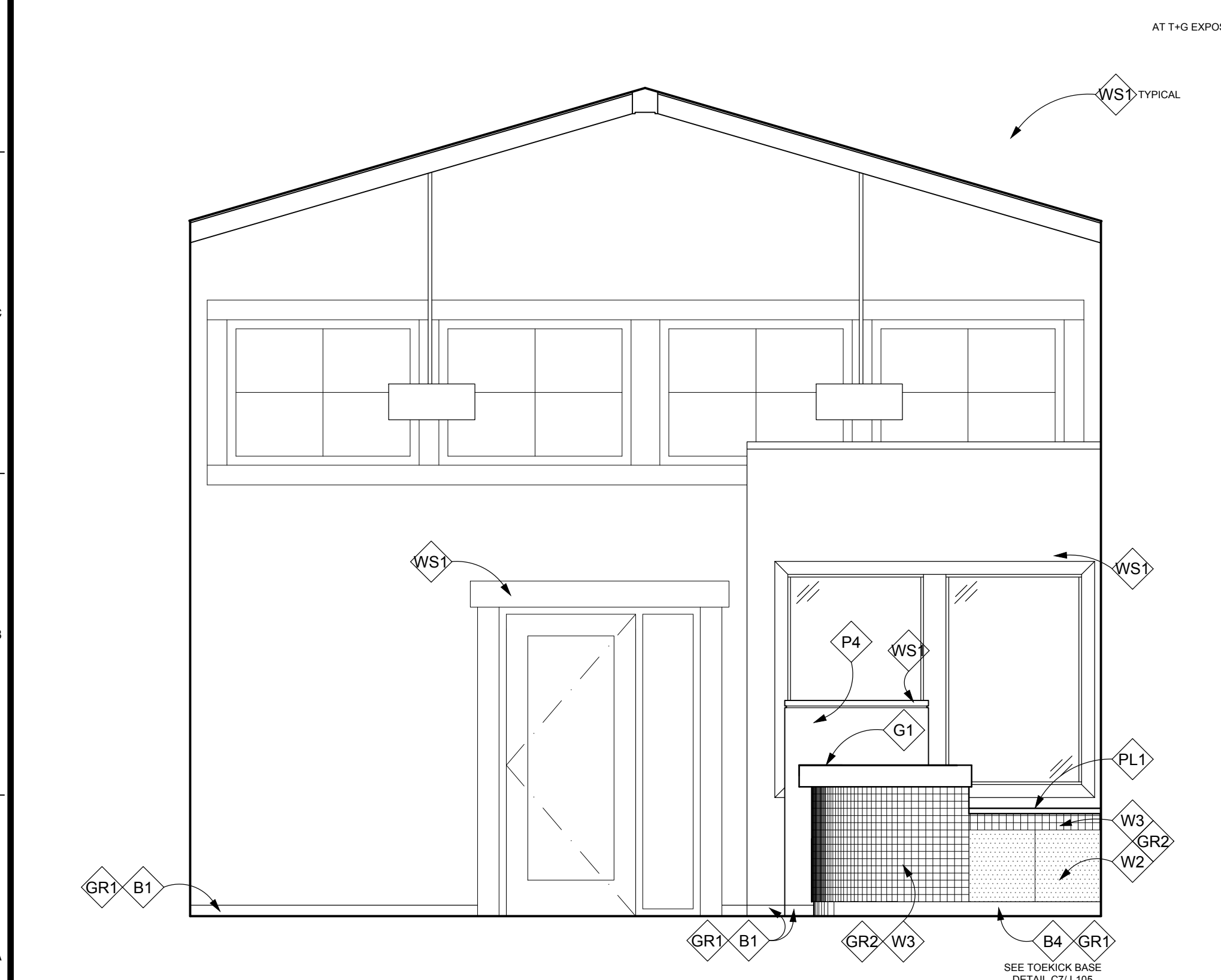
Save Date: July 24, 2015 - 10:31 AM - Luz
 Drawing Name: G:\Arch\2011\1107-Carson City Animal Shelter\BDA\DWGS\CDs\Carson City VE\Carson City\Sheets\1107-1103 Interior Elevations.dwg



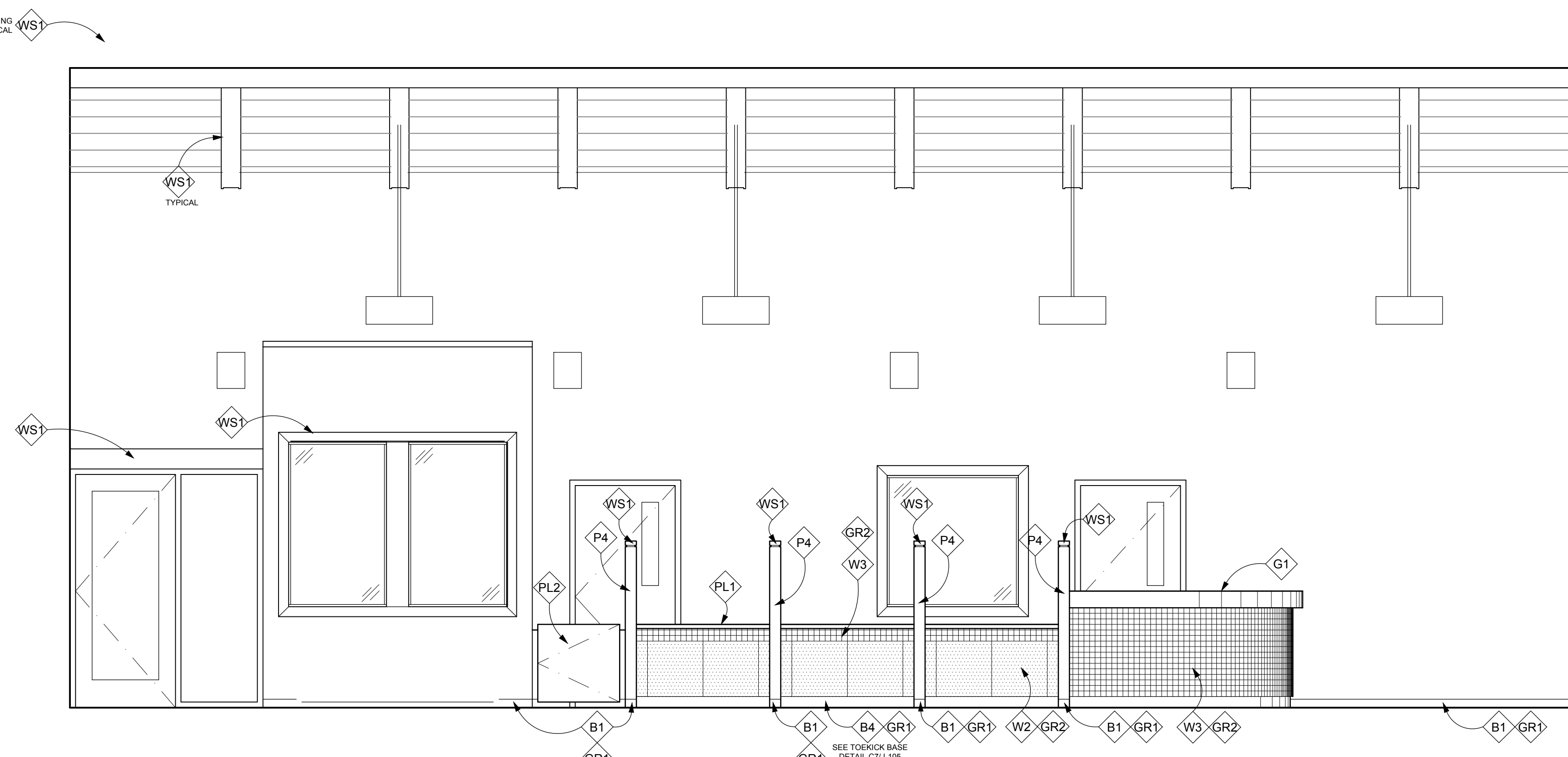
E1 ADOPTION LOBBY/RECEPTION #102, #103
 3/8"=1'-0"



E5 ADOPTION LOBBY/RECEPTION #102, #103
 3/8"=1'-0"



A1 ADOPTION LOBBY #102
 3/8"=1'-0"



A5 ADOPTION LOBBY #102
 3/8"=1'-0"

GENERAL NOTES

1. ALL WALLS TO BE PGB FINISH UNLESS OTHERWISE NOTED
2. SEE SHEET I101 FOR INTERIOR SPECIFICATIONS SCHEDULE & ROOM FINISH SCHEDULE
3. ALL NEW WALLS TO BE PAINTED P1 (RELIABLE WHITE SW6091) UNLESS OTHERWISE NOTED.
4. ALL NEW PGB CEILINGS AND SOFFITS TO BE PAINTED P1 (RELIABLE WHITE SW6091) UNLESS OTHERWISE NOTED.
5. ALL EXPOSED WOOD TRIM TO BE STAINED WS1 (BRIGHT CHERRY SW3109-P) UNLESS OTHERWISE NOTED.
6. ALL METAL FASTENERS AT EXPOSED WOOD TRUSSES TO BE PAINTED BLACK

INTERIOR FINISHES

- PLASTIC LAMINATE: PL1 - WILSONART, FLAME SOAPSTONE 4884-38
 PL2 - FORMICA, FLAX GAUZE 7708-58
- GENERAL: G1 - SOLID SURFACE, FB154 BRONZESTAR
- BASE: B1 - BOULEVARD BEIGE, 3"x13" BULLNOSE
 B4 - BOULEVARD BEIGE, 4"x20"
- WALLCOVERING: W2 - BOULEVARD BEIGE 20"x20"
 W3 - ALMOND 6465, 2"x2"
- WOOD STAIN: WS1 - SW3109-P BRIGHT CHERRY
- PAINT: P4 - MINK SW6004
- GROUT: GR1 - FLEXCOLOR CQ GROUT, 11 SAHARA BEIGE
 GR2 - FLEXCOLOR CQ GROUT, 49 LIGHT ALMOND

801 Lamberon Pl. NE
 Albuquerque, NM 87107
 Phone: (505) 858-0180
 Fax: (505) 858-0111
 Email: info@bdaarc.com

The documents transmitted herein are the sole Intellectual Property of BDA Architecture, P.C. Any use, reuse, or reproduction in any form without the express written consent of, and compensation to, BDA Architecture is a violation of Federal Law.



CARSON CITY ANIMAL SHELTER
 549 Airport Road
 Carson City, Nevada 89701
 City of Carson City
 Copyright, 2012, BDA ARCHITECTURE PC.

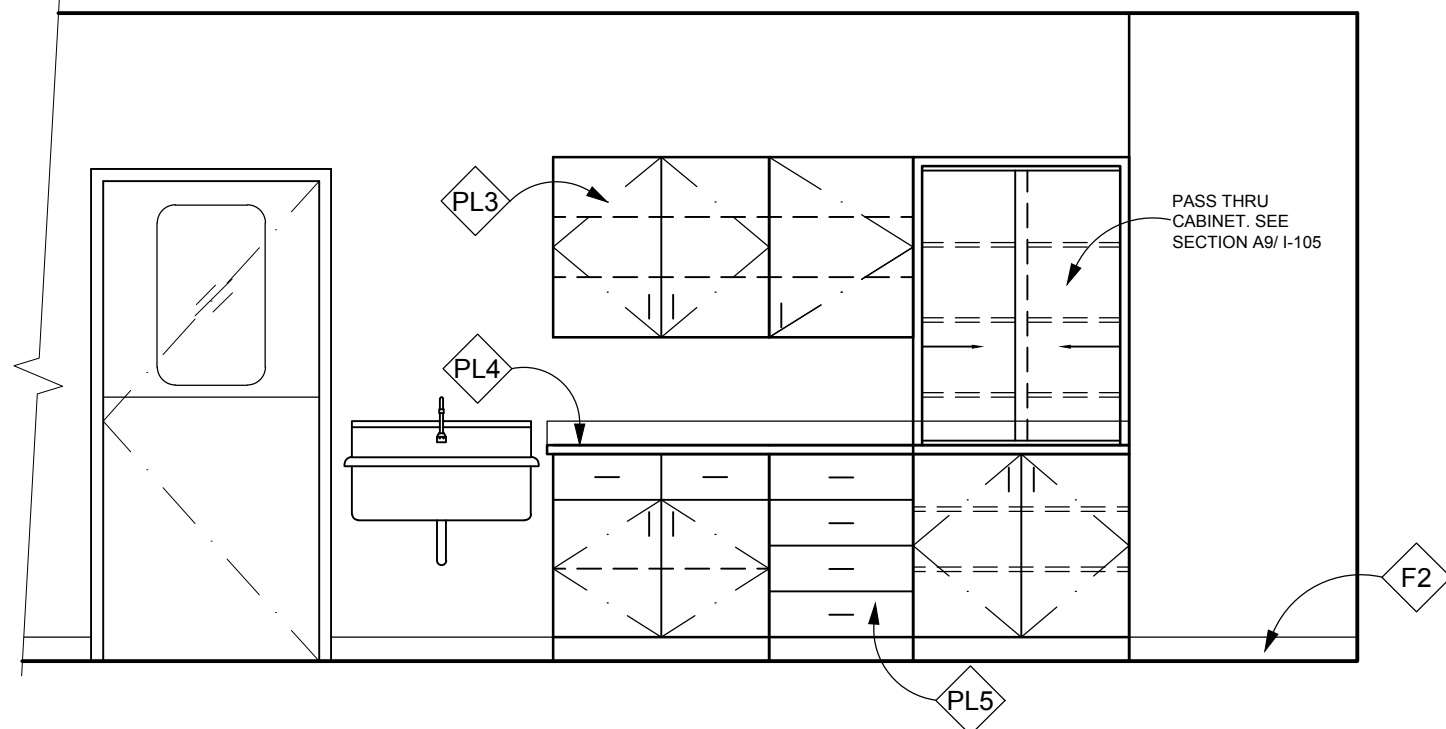
INTERIOR ELEVATIONS

REVISION:	REV.#	DATE	COMMENTS
REVISION:	-	-	-
REVISION:	-	-	-
REVISION:	-	-	-

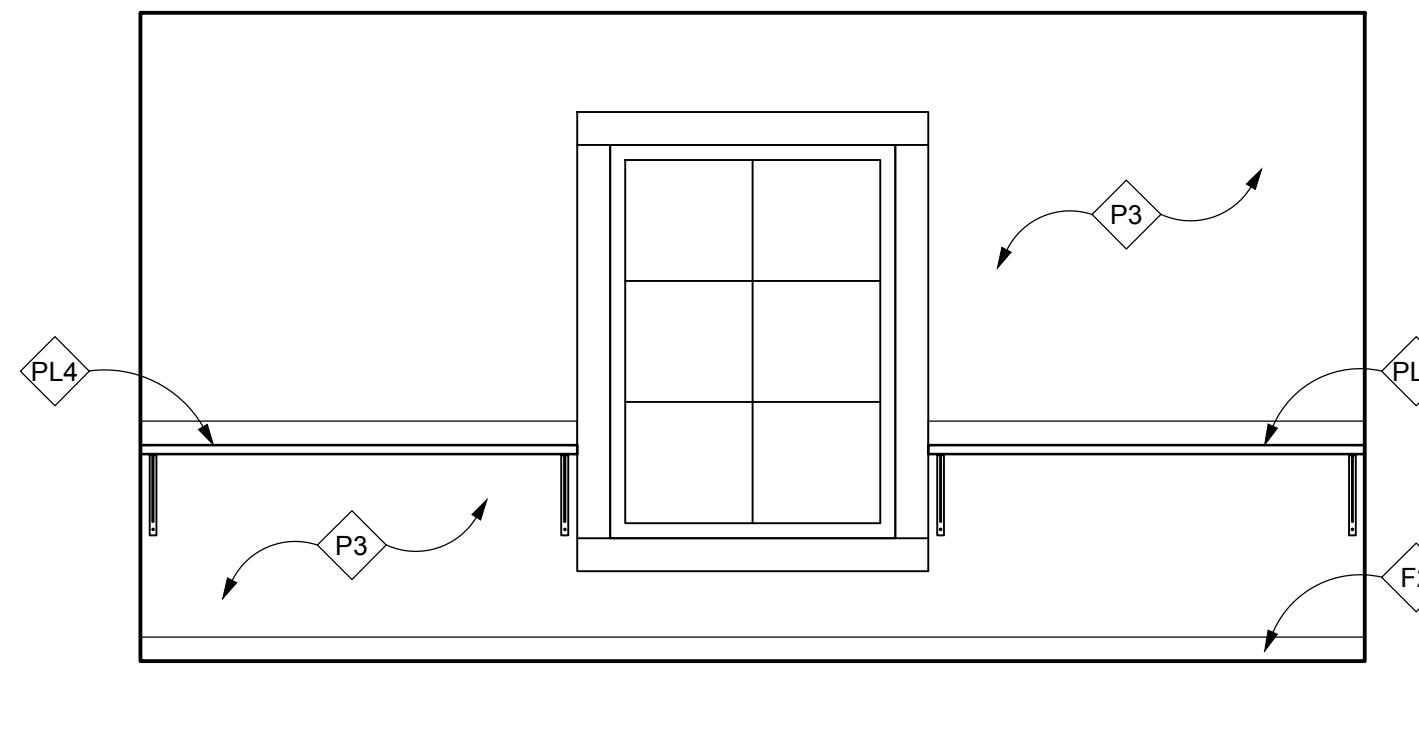
REVIEWS	
INITIALS	BDA DSGN. REV.
-	BDA TECH REV.

CCAS
 PROJECT NO.: 1107
 DRAWN: NF
 DATE: 7/23/2015

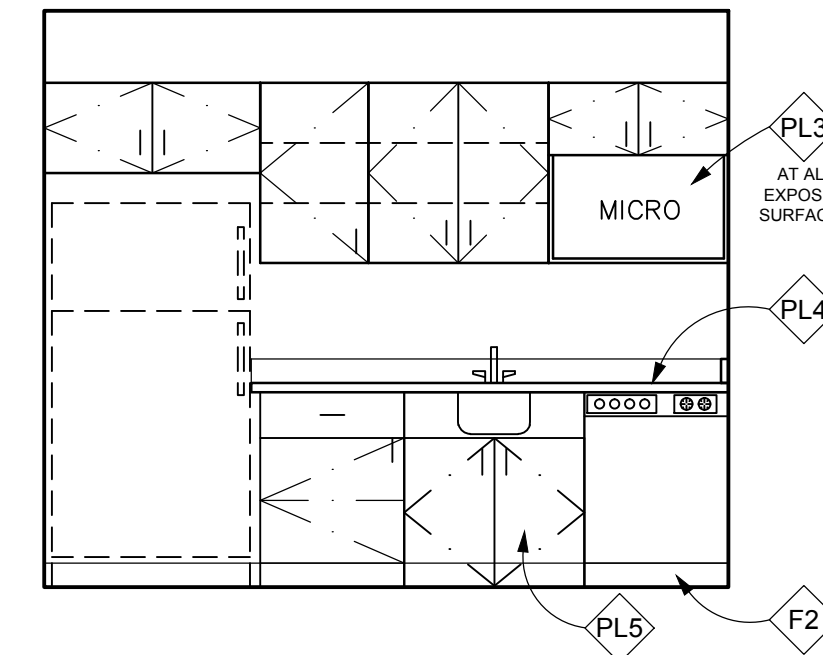
Save Date: July 24, 2015 - 10:55 AM - Luz
 Drawing Name: G:\Arch\2011\1107-Carson City Animal Shelter\BDA\DWGS\CD\Carson City VE\Carson City\Sheets\1107-1104 Interior Elevations.dwg



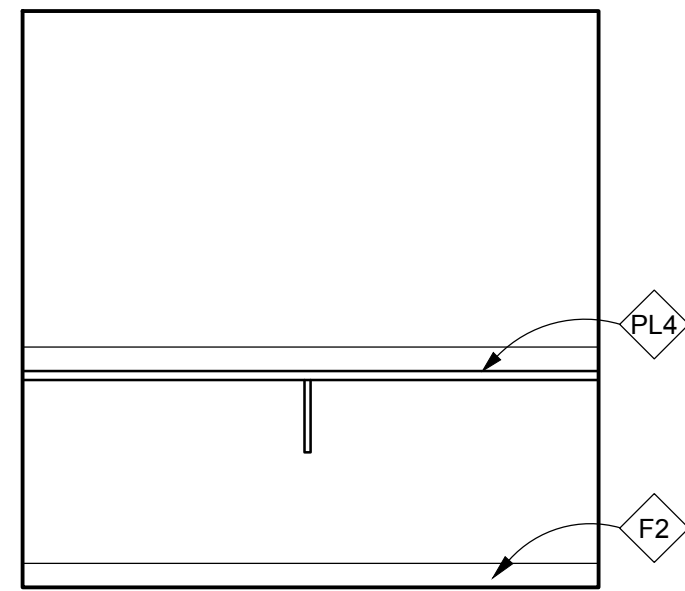
G1 EXAM / TREATMENT #134
 3/8"=1'-0"



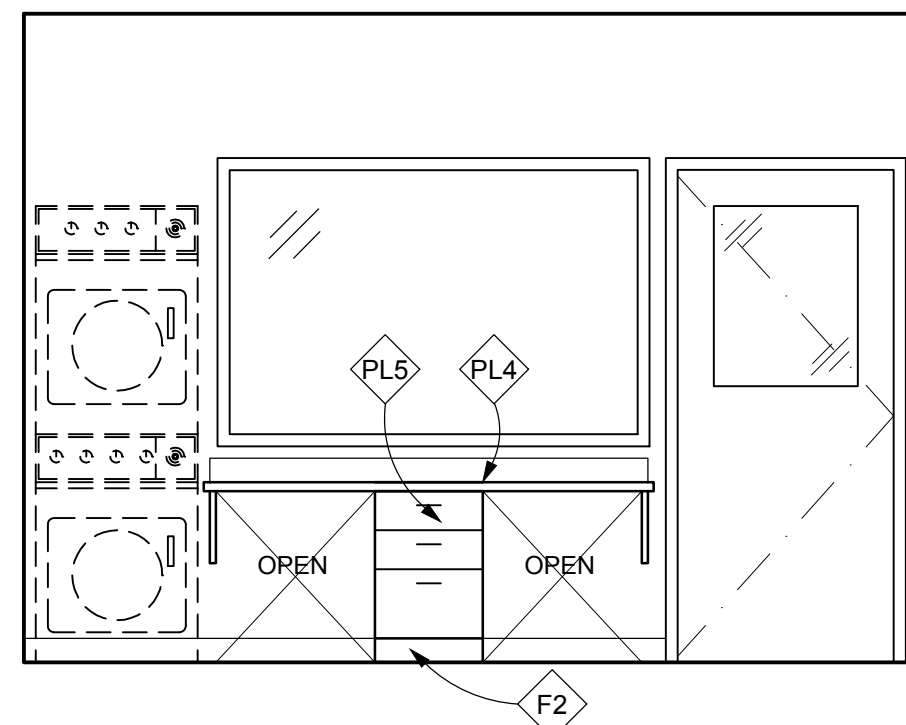
G4 SURGERY #135
 3/8"=1'-0"



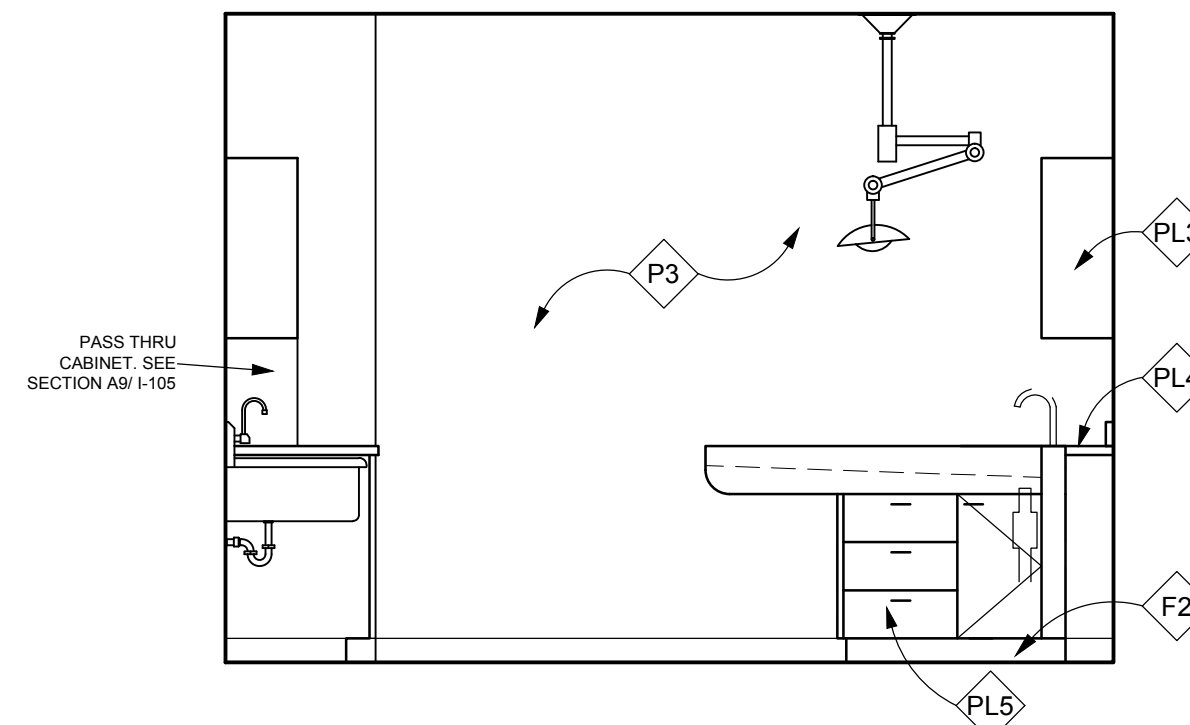
G7 STAFF LOUNGE #144
 3/8"=1'-0"



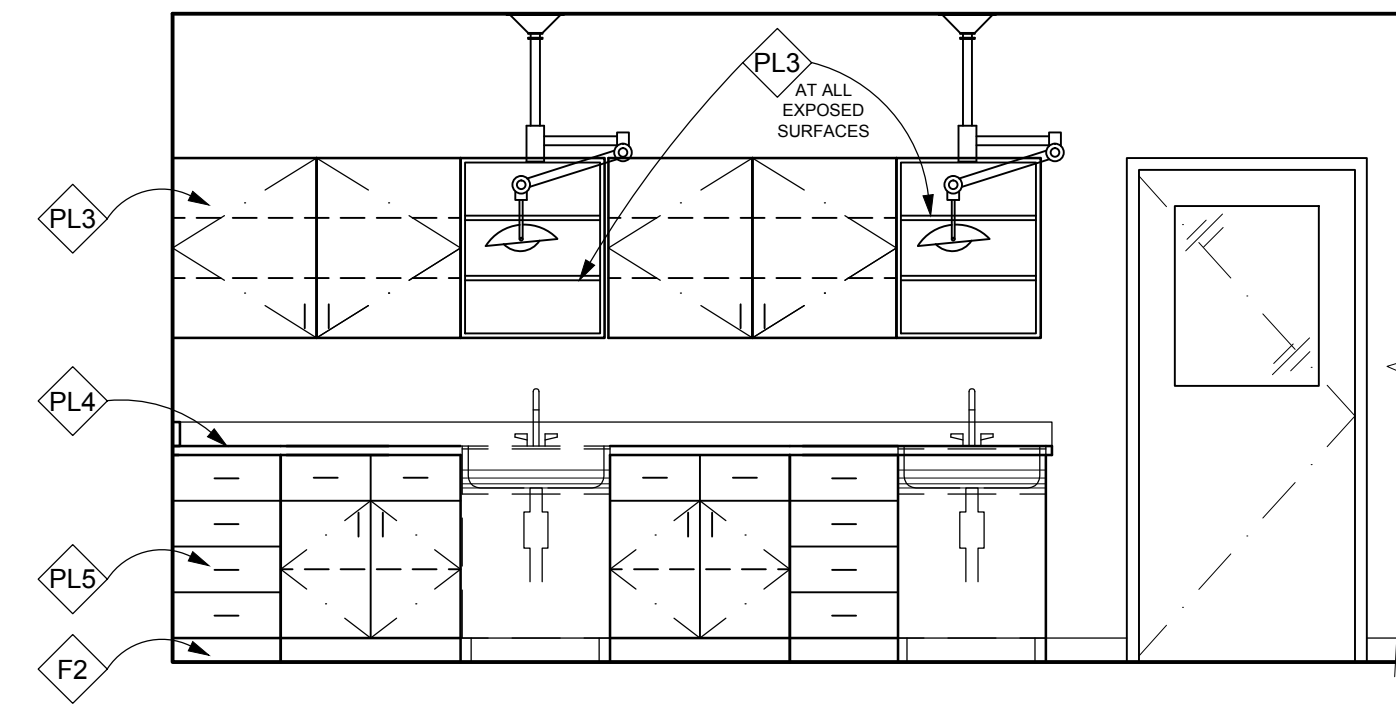
E1 EXOTIC HOLD #137
 3/8"=1'-0"



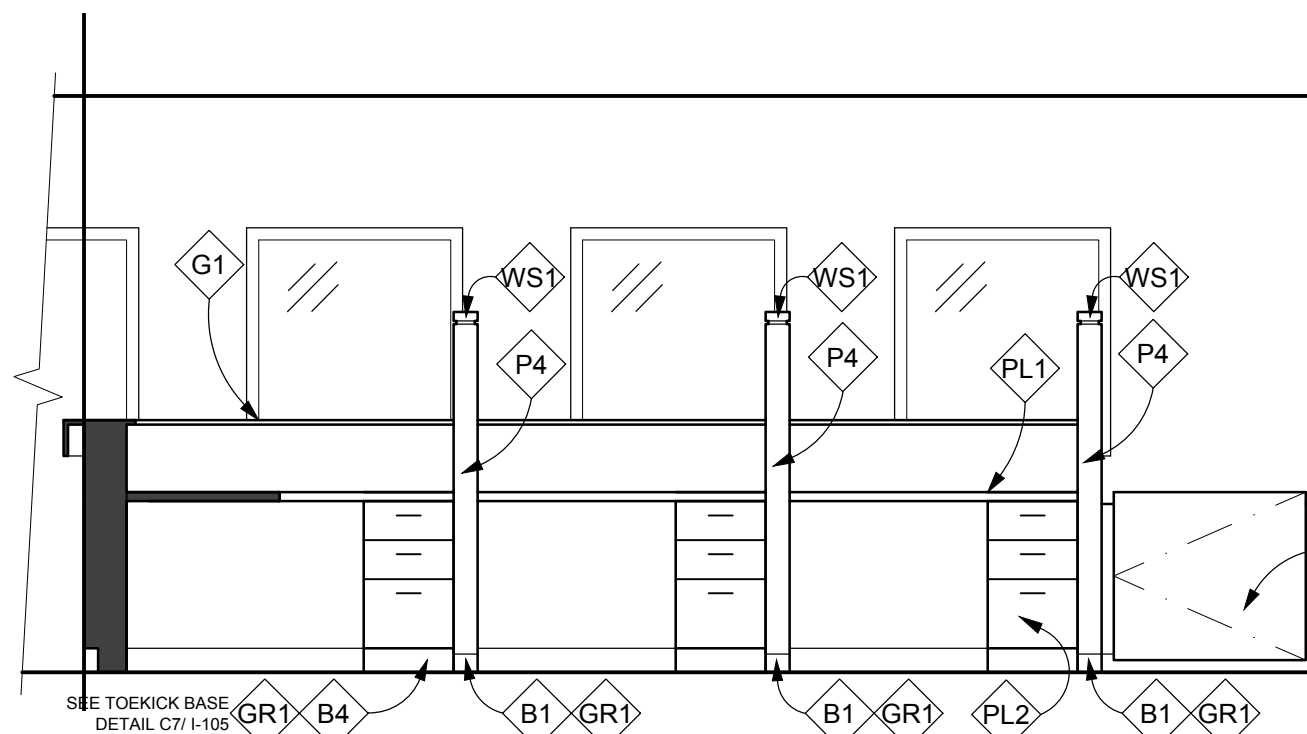
E3 EXAM / TREATMENT #135
 3/8"=1'-0"



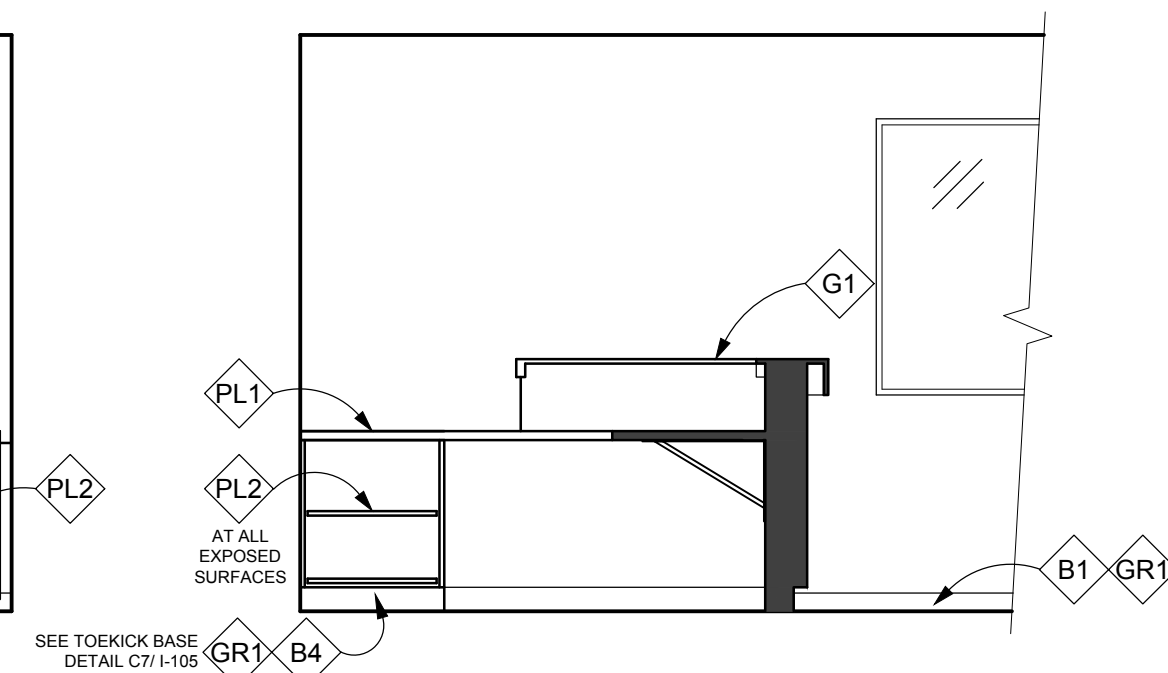
E5 EXAM / TREATMENT #135
 3/8"=1'-0"



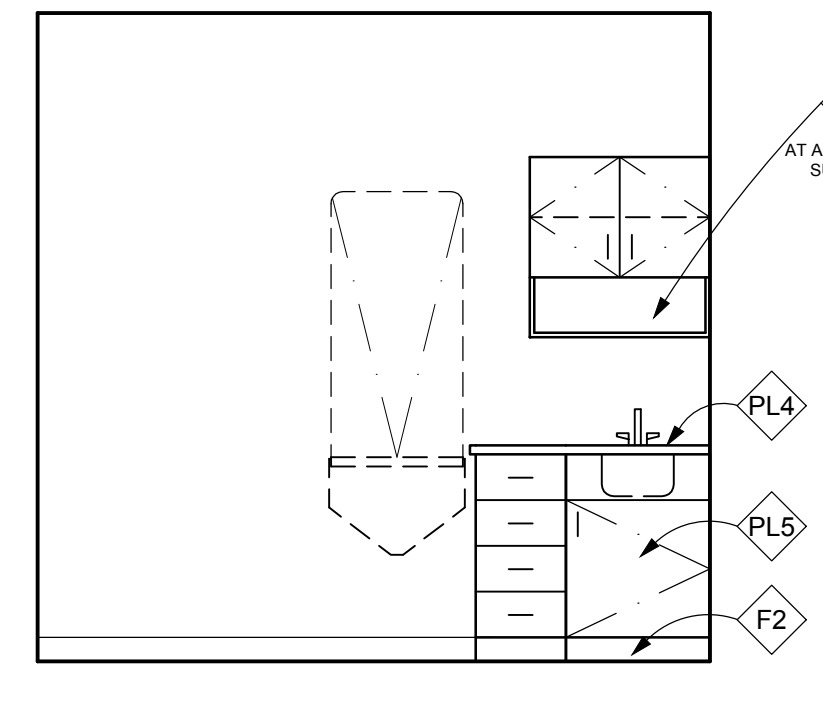
E7 EXAM / TREATMENT #135
 3/8"=1'-0"



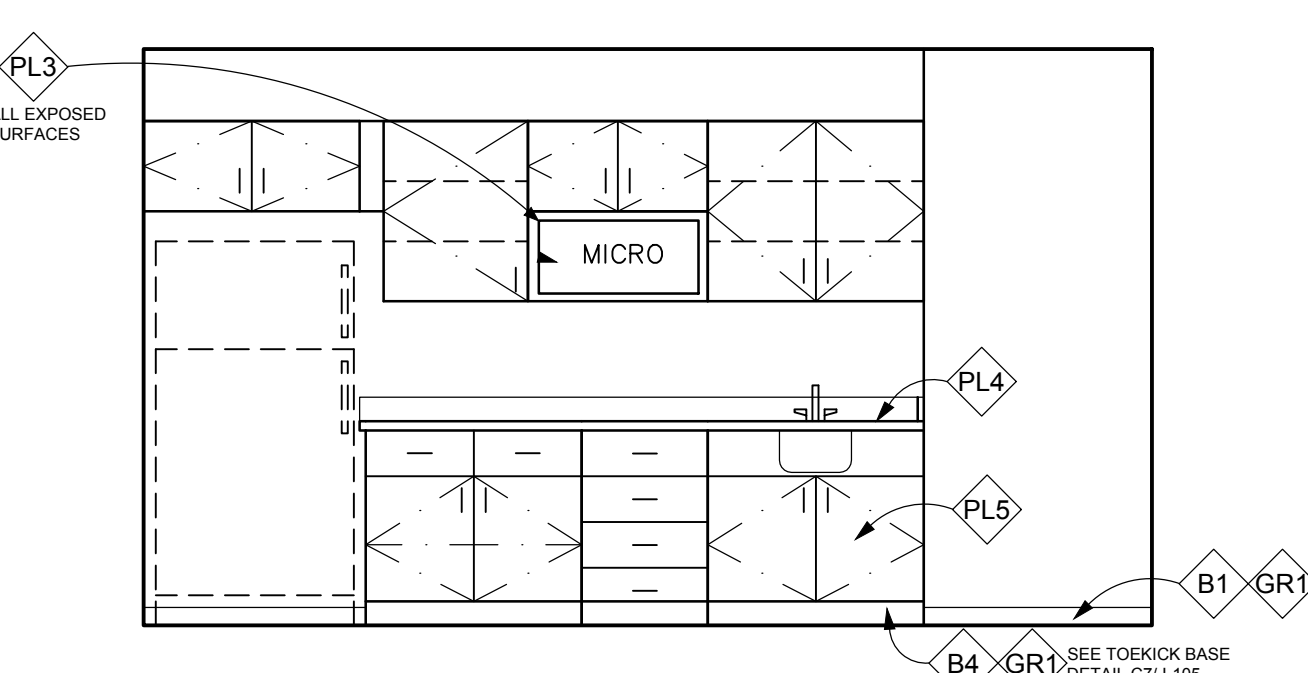
C1 R, S & L RECEPTION #128
 3/8"=1'-0"



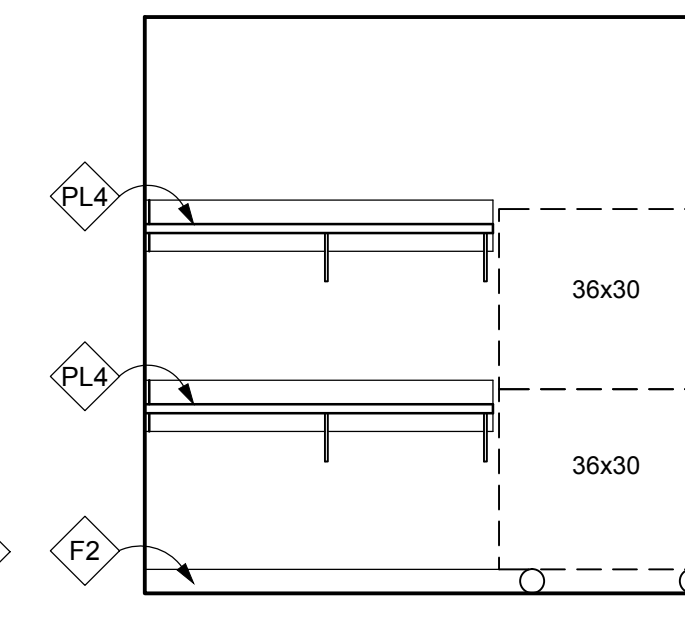
C4 R, S & L RECEPTION #128
 3/8"=1'-0"



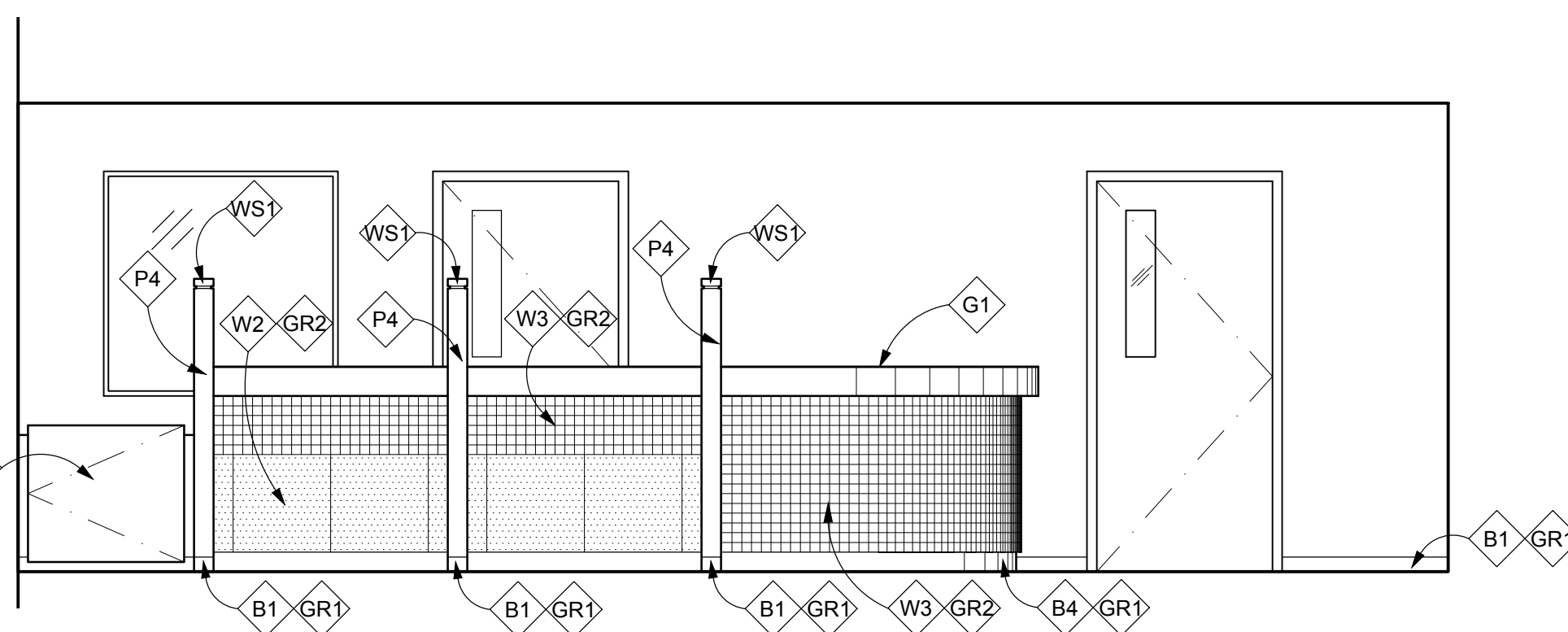
C6 SURRENDER EXAM #127
 3/8"=1'-0"



C8 CONFERENCE / TRAINING #132
 3/8"=1'-0"



C10 EXOTIC HOLD #137
 3/8"=1'-0"



A1 R, S, & L RECEPTION #128
 3/8"=1'-0"

GENERAL NOTES

- ALL WALLS TO BE PGB FINISH UNLESS OTHERWISE NOTED
- SEE SHEET 1101 FOR INTERIOR SPECIFICATIONS SCHEDULE & ROOM FINISH SCHEDULE
- ALL NEW WALLS TO BE PAINTED P1 (RELIABLE WHITE SW6091) UNLESS OTHERWISE NOTED.
- ALL NEW PGB CEILINGS AND SOFFITS TO BE PAINTED P1 (RELIABLE WHITE SW6091) UNLESS OTHERWISE NOTED.
- ALL EXPOSED WOOD TRIM TO BE STAINED WS1 (BRIGHT CHERRY SW3109-P) UNLESS OTHERWISE NOTED.


INTERIOR FINISHES

- PAINT: P3 - KILIM BEIGE SW6106
 P4 - MINK SW6004
- PLASTIC LAMINATE: PL1 - WILSONART, FLAME SOAPSTONE 4884-38
 PL2 - FORMICA, FLAX GAUZE 7708-58
 PL3 - FORMICA, SAIL WHITE 463-58
 PL4 - AUTUMN INDIAN SLATE 3687-77
 PL5 - COGNAC MAPLE 7738-58
- GENERAL: G1 - SOLID SURFACE, FB154 BRONZESTAR
- BASE: B1 - PORCELAIN TILE, BOULEVARD BEIGE, 3"X13" BULLNOSE
 B4 - PORCELAIN TILE, BOULEVARD BEIGE, W2 CUT TO 4"X20"
 F2 - FLASHCOVE, EPOXY FLOORING, SAHARA
- WALLCOVERING: W2 - PORCELAIN TILE, BOULEVARD BEIGE, 20"X20"
 W3 - CERAMIC TILE, ALMOND 6465, 2"X2"
- GROUT: GR1 - FLEXCOLOR CQ GROUT, 11 SAHARA BEIGE
 GR2 - FLEXCOLOR CQ GROUT, 49 LIGHT ALMOND

801 Lamberon Pl. NE
 Albuquerque, NM 87107
 Phone: (505) 858-0180
 Fax: (505) 858-0111
 Email: info@bdaarc.com

The documents transmitted herein are the sole Intellectual Property of BDA Architecture, P.C. Any use, reuse, or reproduction in any form without the express written consent of, and permission to, BDA Architecture is a violation of Federal Law.

BDA



CARSON CITY ANIMAL SHELTER
 549 Airport Road
 Carson City, Nevada 89701
 City of Carson City
 Copyright, 2012, BDA ARCHITECTURE PC.

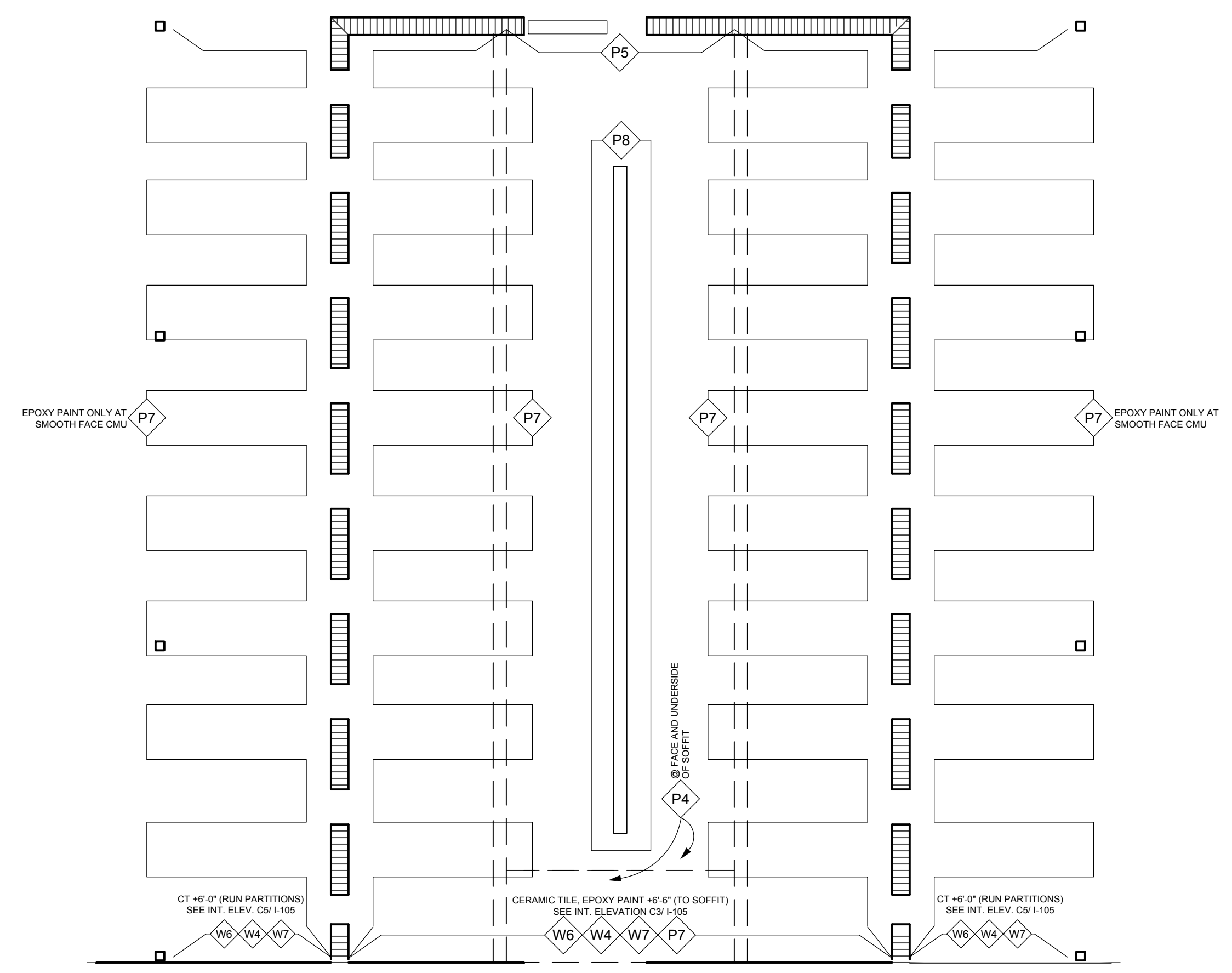
INTERIOR ELEVATIONS

REV.#	DATE	COMMENTS

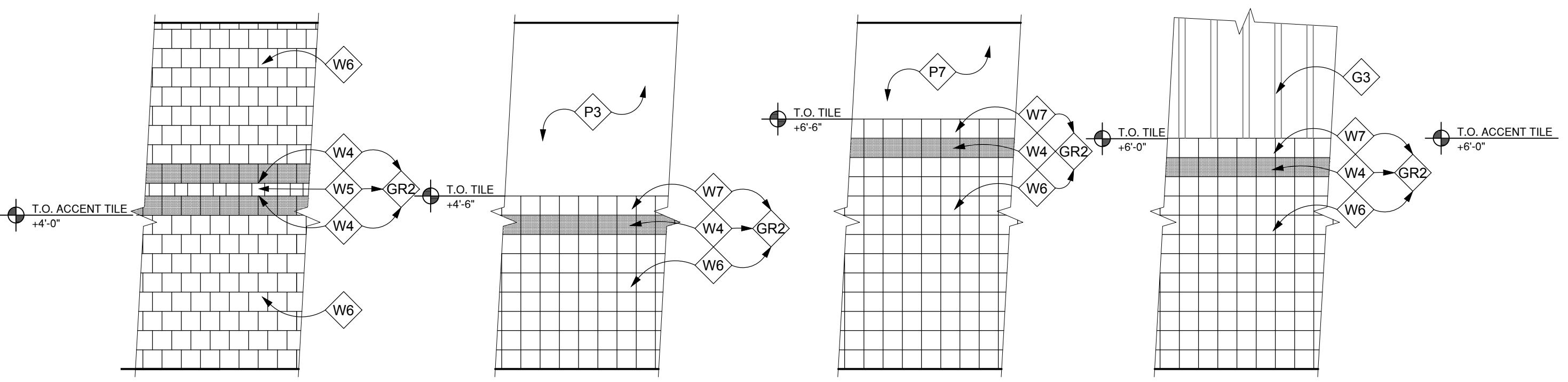
INITIALS	REVIEWS
BV	BDA DSGN. REV.
-	BDA TECH REV.

CCAS
 PROJECT NO.: 1107
 DRAWN: NF
 DATE: 7/23/2015

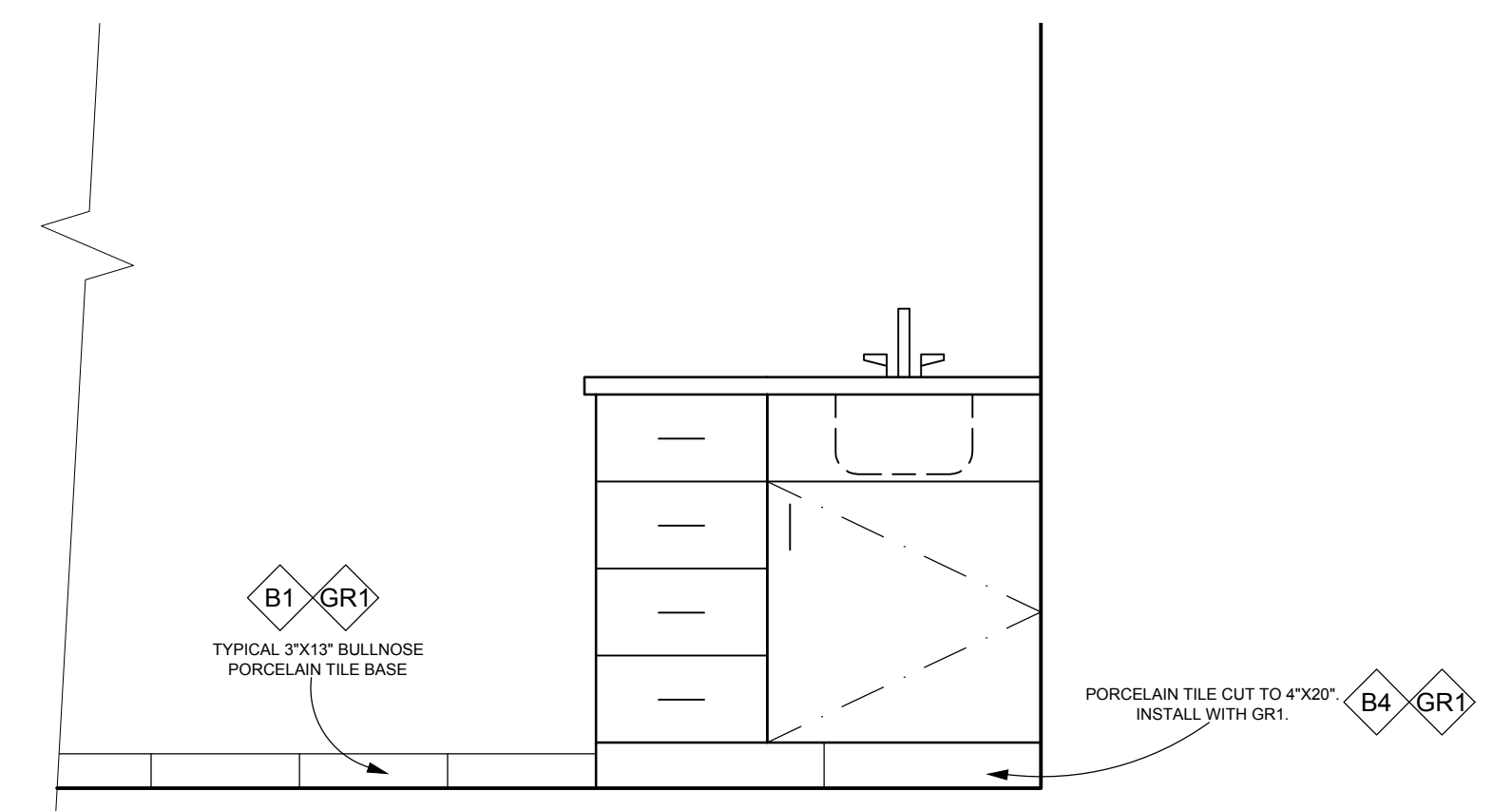
Save Date: July 24, 2015 - 10:09 AM - Luz
 Drawing Name: G:\Arch\2011\107-Carson City Animal Shelter\BDA\DWGS\CDs\Carson City VE\Carson City\Sheets\1107-1105 Interior Elevations.dwg



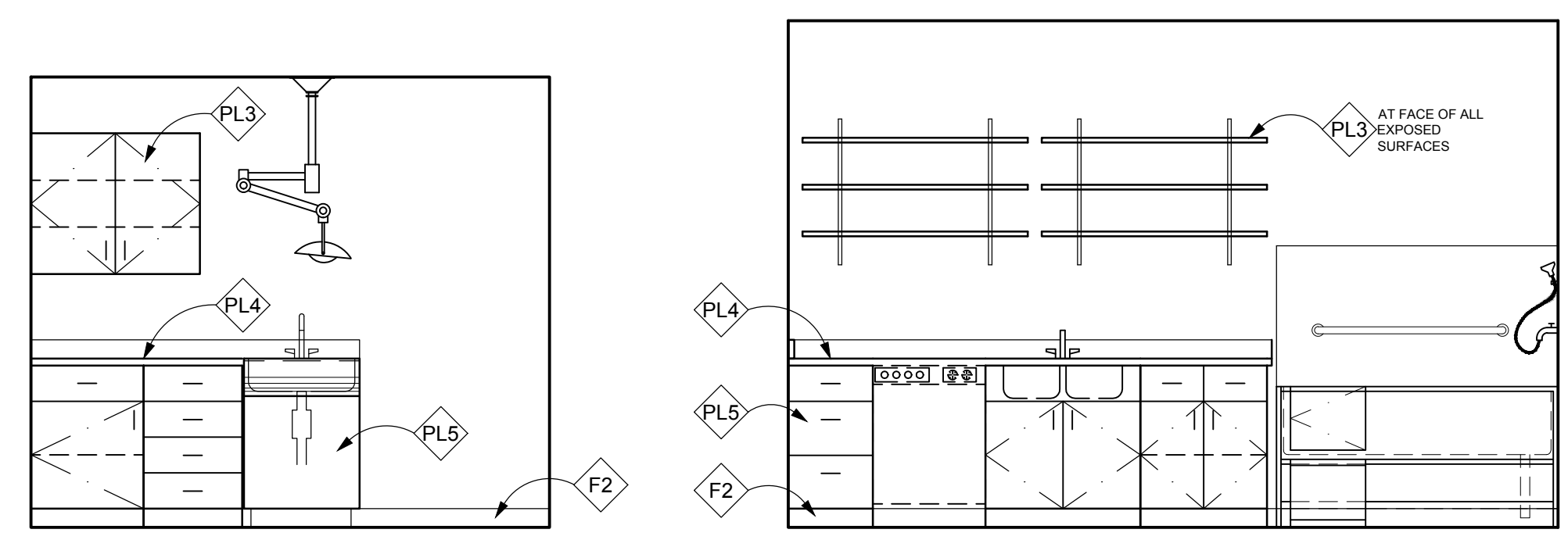
E1 PAINT REFERENCE PLAN DETAIL
 1/4"=1'-0" (RUNS #117, #120, #138. HOLD/QUARANTINE #155 SIM.)



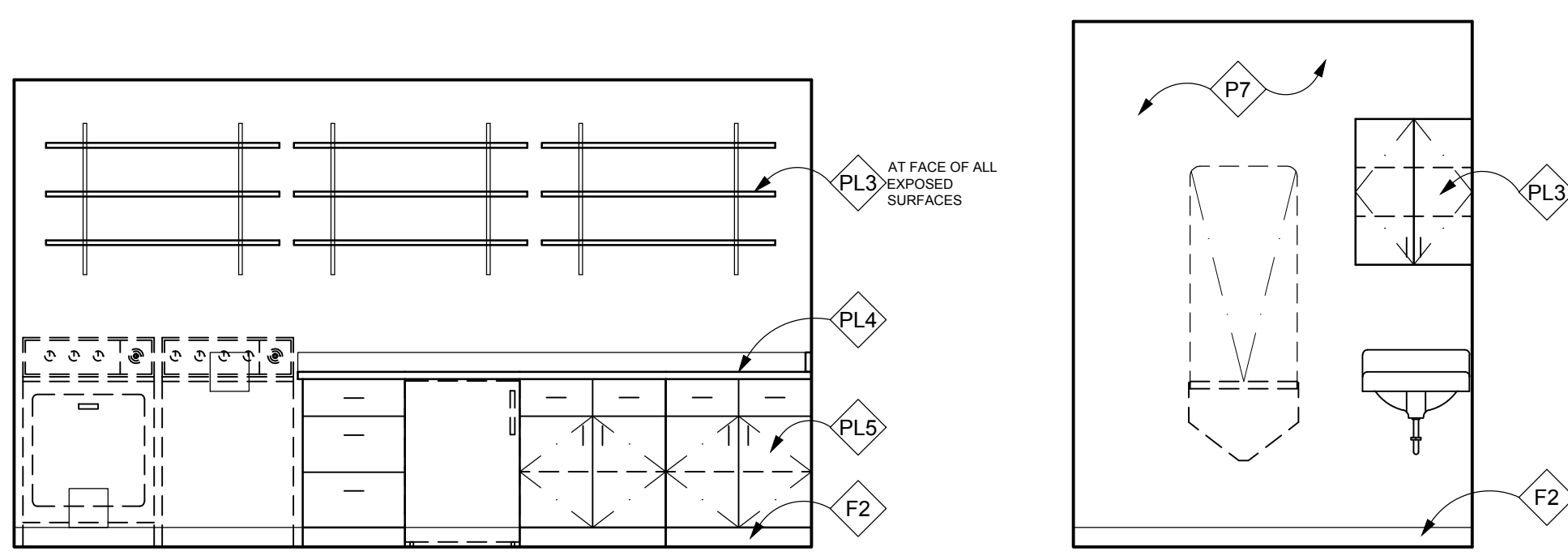
C1 PUBLIC R.R. 3/8"=1'-0" (#119, #121, #131)
C2 PRIVATE R.R. 3/8"=1'-0" (#142, #145)
C3 TILE PATTERN 3/8"=1'-0" (#114, #117, #149)
C5 TILE PATTERN 3/8"=1'-0" EXT. RUNS, SOUTH WALL



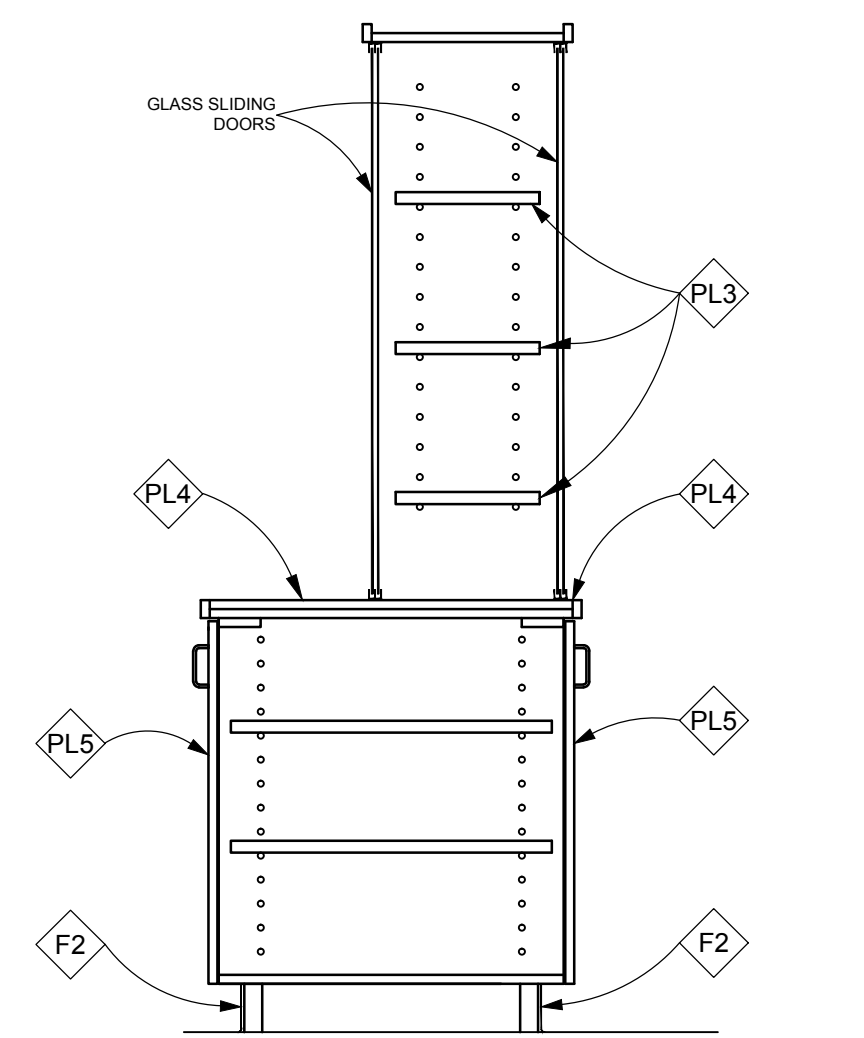
C7 BASE DETAIL AT TOEKICK
 1/2"=1'-0"



A1 INTAKE EXAM #153 3/8"=1'-0"
A3 INTAKE FP/LAUNDRY/BATHE #138 3/8"=1'-0"



A5 INTAKE FP/LAUNDRY/BATHE #138 3/8"=1'-0"
A8 EUTHANASIA #155 3/8"=1'-0"



A9 PASS THRU SECTION 3/8"=1'-0" (#134, #135)

GENERAL NOTES


1. ALL WALLS TO BE PGB FINISH UNLESS OTHERWISE NOTED
2. SEE SHEET H101 FOR INTERIOR SPECIFICATIONS SCHEDULE & ROOM FINISH SCHEDULE
3. ALL NEW WALLS TO BE PAINTED P1 (RELIABLE WHITE SW6091) UNLESS OTHERWISE NOTED.
4. ALL NEW PGB CEILINGS AND SOFFITS TO BE PAINTED P1 (RELIABLE WHITE SW6091) UNLESS OTHERWISE NOTED.
5. ALL EXPOSED WOOD TRIM TO BE STAINED WS1 (BRIGHT CHERRY SW3109-P) UNLESS OTHERWISE NOTED

INTERIOR FINISHES

- PAINT: P3 - KILIM BEIGE SW6106
 P4 - MINK SW6004
 P5 - EPOXY, RELIABLE WHITE SW6091
 P7 - EPOXY, KILIM BEIGE SW6106
 P8 - EPOXY, MINK SW6004
- PLASTIC LAMINATE: PL3 - FORMICA, SAIL WHITE 463-58
 PL4 - FORMICA, AUTUMN INDIAN SLATE 3687-77
 PL5 - FORMICA, COGNAC MAPLE 7738-58
- BASE: F2 - FLASHCOVE, EPOXY FLOORING, SAHARA
- WALLCOVERING: W3 - CERAMIC TILE, ALMOND 6465 2"X2"
 W4 - CERAMIC TILE, CINDER QH08 6"X6"
 W5 - CERAMIC TILE, FIRE BRICK Q093 4"X4"
 W6 - CERAMIC TILE, MATTE ALMOND X735 6"X6"
- GENERAL: G3 - FIBER CEMENT SIDING, MONTEREY TAUPE
- GROUT: GR1 - FLEXCOLOR CQ GROUT, 11 SAHARA BEIGE
 GR2 - FLEXCOLOR CQ GROUT, 49 LIGHT ALMOND

801 Lamberton Pl. NE
 Albuquerque, NM 87107
 Phone: (505) 858-0180
 Fax: (505) 858-0111
 Email: info@bdaarc.com

The documents transmitted herein are the sole Intellectual Property of BDA Architecture, P.C. Any use, reuse, or reproduction in any form without the express written consent of, and compensation to, BDA Architecture is a violation of Federal law.



CARSON CITY ANIMAL SHELTER
 549 Airport Road
 Carson City, Nevada 89701
 City of Carson City
 Copyright, 2015, BDA ARCHITECTURE PC.

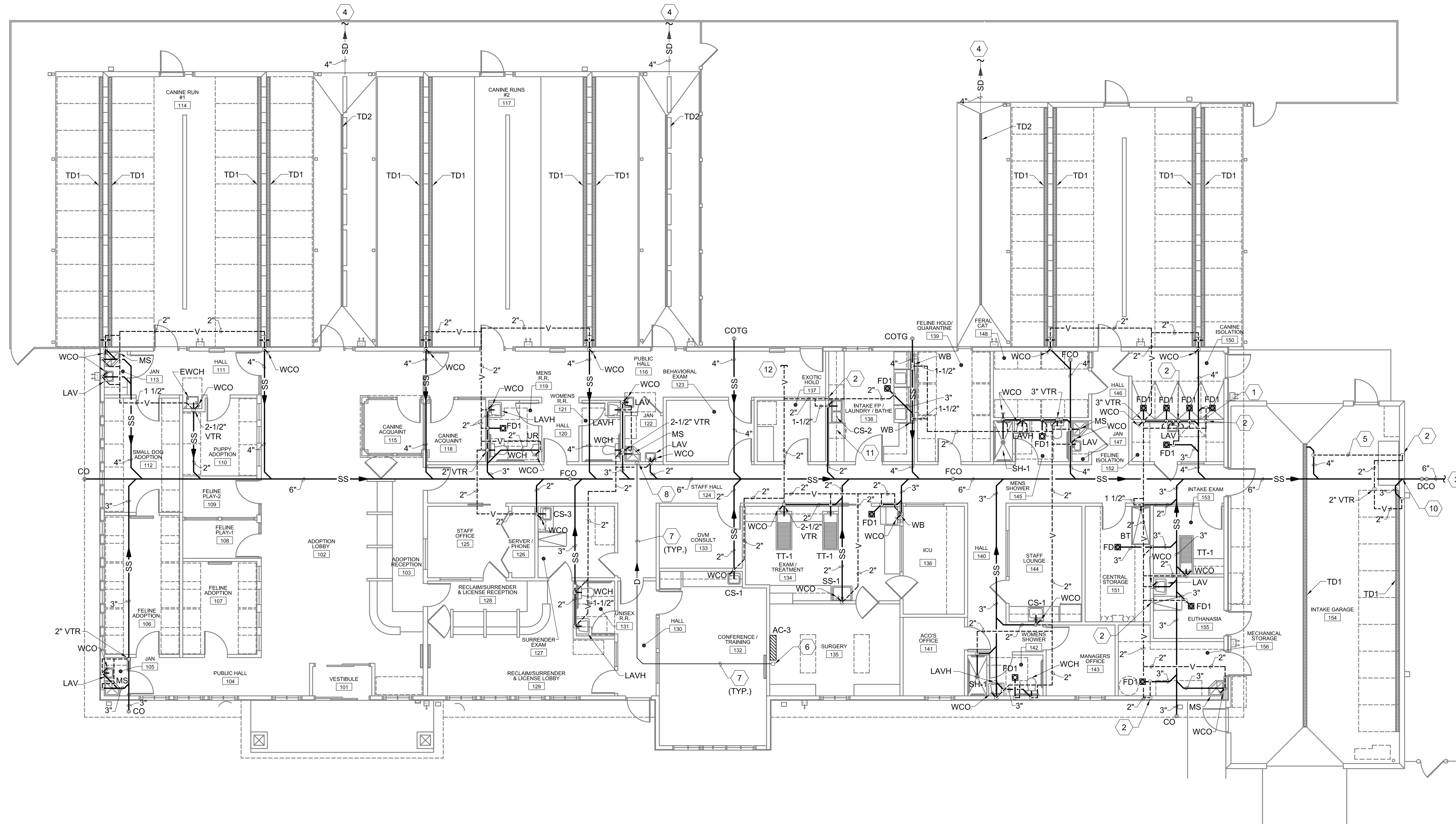
INTERIOR ELEVATIONS

REV.#	DATE	COMMENTS
1	4/2/2015	ALTERNATIVE TILES
REVISION:		
REVISION:		
REVISION:		

INITIALS	REV.
BV	BDA DSGN. REV.
	BDA TECH. REV.

CCAS
 PROJECT NO.: 1107
 DRAWN: NF
 DATE: 7/23/2015

Scale Check: July 24, 2015 - 8:26 AM - Yelena
 Plot Date: July 24, 2015 - 8:05 AM
 Z:\Projects\2015\115011 Carson City, NV Animal Services\Carson_Vel_07-23-15\15016 - P101 - Plumbing Plan Waste & Vent.dwg
 Drawing Name:



A1 PLUMBING WASTE AND VENT PLAN
 1/8"=1'-0"

 PROJECT NORTH

GENERAL NOTES



- A. ALL PIPING SHALL BE CONCEALED WHERE POSSIBLE. ALL EXPOSED PIPING WHERE CONCEALMENT IS NOT POSSIBLE SHALL BE INSTALLED AND PAINTED AS DIRECTED BY THE ARCHITECT.
- B. ALL BRANCHES SHALL BE VALVED AND ALL VALVES SHALL HAVE UNIONS ADJACENT. ACCESS PANELS AND DOORS SHALL BE FURNISHED TO GENERAL CONTRACTOR FOR INSTALLATION AND ACCESS TO VALVES WHERE REQUIRED. LOCATE ADDITIONAL VALVES AS SHOWN ON DRAWINGS. SEE SPECIFICATIONS.
- C. ALL PIPING SHALL PITCH TO DRAIN AND CONTRACTOR SHALL PROVIDE VALVING FOR SYSTEM DRAINAGE. CONTRACTOR SHALL DELIVER A MARKED-UP SET OF PLANS TO THE ARCHITECT FOR INCLUSION IN AS-BUILT DRAWINGS.
- D. CARE SHALL BE TAKEN TO AVOID MECHANICAL DUCTWORK, ELECTRICAL EQUIPMENT AND AIR HANDLING EQUIPMENT ABOVE CEILING. THIS CONTRACTOR SHALL BE RESPONSIBLE FOR COORDINATING ROUTING OF PIPING WITH CEILING CONTRACTOR AND SHEET METAL CONTRACTOR. RELOCATION OF PIPING AS A RESULT OF POOR COORDINATION BY THIS CONTRACTOR SHALL BE AT HIS OWN EXPENSE.
- E. NO WATER PIPING SHALL BE LOCATED IN OUTSIDE WALLS UNLESS SHOWN TO BE AND THEN PIPING TO BE INSULATED AND LOCATED AS CLOSE AS POSSIBLE TO INSIDE OF WALL CAVITY WITH ADDITIONAL INSULATION BETWEEN PIPING AND EXTERIOR OF WALL.
- F. ALL TRENCHING AND BACKFILL FOR PIPING SHALL BE THE RESPONSIBILITY OF THIS CONTRACTOR.
- G. ALL PIPE PENETRATIONS THRU FIRE-RATED ASSEMBLIES SHALL BE SLEEVED AND SEALED WITH CODE-APPROVED FIRE BARRIER MATERIALS.
- H. SECURE ALL PIPING TO WALLS FOR A RIGID INSTALLATION WITH UNISTRUT BRACKETS AND GASKETED PIPE CLAMPS.
- I. PIPING SHOWN SCHEMATICALLY FOR CLARITY. ACTUAL PIPE ROUTING TO BE COORDINATED IN THE FIELD WITH ALL TRADES.
- J. ALL LOCATIONS WHERE PIPES ARE INSTALLED THRU A STEM WALL OR FOOTING SHALL HAVE A SCHEDULE 40 STEEL PIPE SLEEVE ONE PIPE SIZE LARGER IN DIAMETER EXTENDING 12" BEYOND BOTH SIDES OF FOOTER/WALL. (NO EXTENSION REQUIRED FOR WATER ON INTERIOR SIDE WHERE PIPE RISES NEXT TO WALL).
- K. THE CONTRACTOR SHALL BE RESPONSIBLE FOR COORDINATING THE INSTALLATION OF THE PIPING TO ALLOW ADEQUATE CLEARANCE OF LIGHTING FIXTURES AND DUCTWORK AND TO AVOID STRUCTURAL MEMBERS AND OTHER CEILING EQUIPMENT. THE CONTRACTOR SHALL COORDINATE WITH ALL OTHER TRADES TO AVOID CONFLICTS IN THE CEILING SPACE.
- L. PLUMBING FIXTURES SHALL BE INSTALLED AT HEIGHTS SHOWN ON ARCHITECTURAL PLANS. THE CONTRACTOR SHALL REFER TO THE ARCH DRAWINGS FOR ROUGH-IN LOCATIONS OF PLUMBING FIXTURES. THE CONTRACTOR SHALL BRING ANY DISCREPANCIES TO THE ATTENTION OF THE A/E.

KEYED NOTES

- 1. 2" VENT ROUTED BELOW FLOOR FROM FLOOR DRAIN.
- 2. 2" VENT FROM BELOW FLOOR UP IN WALL TO CEILING SPACE AND ROUTE AS SHOWN.
- 3. REFER TO CIVIL FOR CONTINUATION.
- 4. 4" STORM DRAINAGE ROUTED TO STORM SEWER. COORDINATE WITH CIVIL.
- 5. 2" VENT ROUTED BELOW FLOOR FROM TRENCH DRAIN.
- 6. ROUTE 3/4" CONDENSATE DRAIN LINE UP TO CEILING SPACE FROM WALL MOUNTED AC UNIT'S CONDENSATE PUMP AND ROUTE AS SHOWN.
- 7. ALL HORIZONTAL CONDENSATE DRAIN LINES SHALL BE ROUTED AT 1/8" PER FOOT SLOPE TO DISCHARGE POINT.
- 8. 1" CONDENSATE DRAIN DOWN IN WALL AND TERMINATE AT MOP SINK WITH AIR GAP, PER CODE.
- 9. NOT USED.
- 10. INVERT OF 6" SANITARY SEWER IS 70" BELOW FINISHED FLOOR AT THIS LOCATION. SEWER LINE IS SLOPED AT 1/4" PER FOOT.
- 11. COMMERCIAL WASHER DRAIN SHALL BE PIPED WITH P-TRAP AND AIR GAP FITTING, AS REQUIRED AND ROUTE AS SHOWN.
- 12. CAP 2" VENT IN CEILING SPACE FOR FUTURE CONNECTION.

901 Lambertson Pl. NE
 Albuquerque, NM 87107
 Phone: (505) 885-0180
 Fax: (505) 885-0180
 Email: info@bdarc.com

The documents transmitted herein are the sole intellectual property of BDA Architecture, P.C. Any use, reuse, or reproduction in any form without the written consent of BDA Architecture is a violation of federal law.



CARSON CITY ANIMAL SERVICES
 549 Airport Road
 Carson City, Nevada 89701
 City of Carson City
 Copyright, 2015, BDA ARCHITECTURE PC.

PLUMBING WASTE AND VENT PLAN

REV.#	DATE	COMMENTS

REVIEWS

INITIALS	BDA DSGN. REV.
	BDA TECH REV.

CCAS
 PROJECT NO.: 1107
 DRAWN: KND/CMB/TD
 DATE: 7/23/2015

P101
 OF

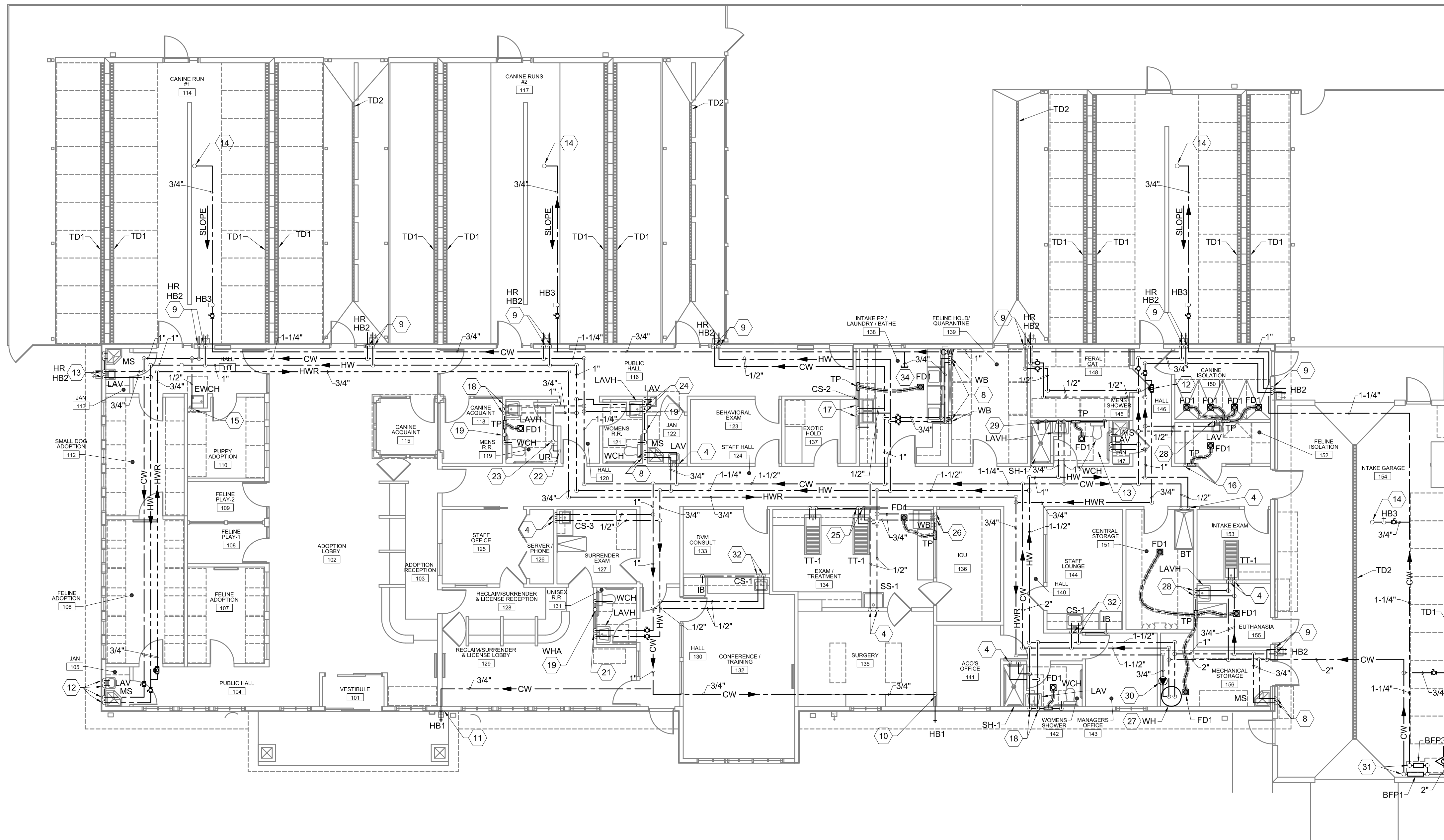


GENERAL NOTES

A. REFER TO PLUMBING SHEET P101 FOR GENERAL NOTES.

KEYED NOTES

1. GAS LINE UP TO ROOF TOP UNIT. REFER TO SHEET P105 FOR CONTINUATION.
2. 3/4" CW TO YARD HYDRANT. COORDINATE WITH CIVIL AND ARCHITECT FOR LOCATION OF YARD HYDRANT.
3. MAKE-UP WATER FOR RADIANT HEAT BOILER. COORDINATE WITH MECHANICAL.
4. 1/2" CW AND 1/2" HW DOWN IN WALL TO PLUMBING FIXTURE.
5. 3/4" CW DOWN IN WALL TO BELOW GRADE AND ROUTE AS SHOWN.
6. REFER TO CIVIL FOR CONTINUATION.
7. TO FIRE DEPARTMENT CONNECTION. REFER TO CIVIL FOR CONTINUATION.
8. 3/4" CW AND 3/4" HW DOWN IN WALL TO PLUMBING FIXTURE.
9. 1/2" CW AND 1/2" HW DOWN IN WALL TO HOSE BIBB.
10. 3/4" CW DOWN IN WALL TO HOSE BIBB.
11. 3/4" CW DOWN IN WALL. ROUTE IN WALL AND BELOW WINDOW TO HOSE BIBB.
12. PROVIDE AND INSTALL BALANCING VALVE AT THIS LOCATION. PROVIDE ACCESS PANEL AS REQUIRED. COORDINATE WITH ARCHITECT.
13. 3/4" CW AND 3/4" HW DOWN IN WALL. ROUTE 3/4" CW AND 3/4" HW TO MOP SINK AND EXTEND 1/2" CW AND 1/2" HW TO LAVATORY AND HOSE BIBB (HB2).
14. 3/4" MAKE-UP WATER UP TO EVAP COOLERS ON ROOF. REFER TO SHEET P105 FOR CONTINUATION.
15. 1/2" CW DOWN IN WALL TO ELECTRIC WATER COOLER.
16. 1/2" CW DOWN IN WALL TO TRAP PRIMER. EXTEND 1/2" CW BELOW FLOOR TO FLOOR DRAIN AND/OR FLOOR SINK.
17. 1/2" CW AND 1/2" HW DOWN IN WALL TO COUNTER SINK. PROVIDE 1/2" HW CONNECTION FOR DISHWASHER. EXTEND 1/2" CW TO TRAP PRIMER. PROVIDE TRAP PRIMER WITH 12/12 ACCESS PANEL. COORDINATE WITH ARCHITECT. ROUTE 1/2" CW BELOW GRADE TO FLOOR DRAIN.
18. 3/4" CW AND 1/2" HW DOWN IN WALL. ROUTE 1/2" CW AND 1/2" HW TO LAVATORY AND EXTEND 1/2" CW TO TRAP PRIMER AND 3/4" CW TO WATER CLOSET. PROVIDE ACCESS PANEL FOR TRAP PRIMER AS REQUIRED. COORDINATE WITH ARCHITECT.
19. PROVIDE WATER HAMMER ARRESTOR PRIOR TO WATER CLOSET. PROVIDE ACCESS PANEL AS REQUIRED. COORDINATE WITH ARCHITECT.
20. 3/4" HW DOWN IN WALL AND CONNECT TO CLOTHES WASHER AS PER MANUFACTURER'S REQUIREMENTS.
21. 3/4" CW AND 1/2" HW DOWN IN WALL. ROUTE 1/2" CW AND 1/2" HW TO LAVATORY AND EXTEND 3/4" CW TO WATER CLOSET.
22. 3/4" CW DOWN IN WALL TO URINAL.
23. PROVIDE WATER HAMMER ARRESTOR PRIOR TO URINAL. PROVIDE ACCESS PANEL AS REQUIRED. COORDINATE WITH ARCHITECT.
24. 3/4" CW AND 3/4" HW DOWN IN WALL. ROUTE 1/2" CW AND 1/2" HW TO EACH LAVATORY AND EXTEND 3/4" CW TO EACH WATER CLOSET.
25. 3/4" CW AND 3/4" HW DOWN IN WALL. ROUTE 1/2" CW AND 1/2" HW TO EACH TREATMENT TABLE.
26. 3/4" CW AND 3/4" HW DOWN IN WALL TO CLOTHES WASHER AND EXTEND 1/2" CW TO TRAP PRIMER.
27. 1-1/2" HW FROM WATER HEATER. 1-1/2" CW AND 3/4" HWR TO WATER HEATER. REFER TO DETAIL.
28. 1/2" CW AND 1/2" HW DOWN IN WALL TO LAVATORY. EXTEND 1/2" CW TO TRAP PRIMER. PROVIDE ACCESS PANEL AS REQUIRED. COORDINATE WITH ARCHITECT.
29. 1" CW AND 3/4" HW DOWN IN WALL. ROUTE 1/2" CW AND 1/2" HW TO LAVATORY. EXTEND 1/2" CW AND 1/2" HW TO SHOWER. 1/2" CW TO TRAP PRIMER, AND 3/4" CW TO WATER CLOSET. PROVIDE WATER HAMMER ARRESTOR PRIOR TO WATER CLOSET. PROVIDE ACCESS PANEL FOR TRAP PRIMER AND WATER HAMMER ARRESTOR AS REQUIRED. COORDINATE WITH ARCHITECT.
30. INSTALL HOT WATER CIRCULATOR (CP-1) AT THIS LOCATION. COORDINATE WITH ELECTRICAL CONTRACTOR.
31. INSTALL BFP3 ON WALL AND ABOVE BFP1. CONTRACTOR SHALL INSTALL BOTH BACKFLOW PREVENTORS AT ACCESSIBLE HEIGHTS.
32. 1/2" CW AND 1/2" HW DOWN IN WALL. ROUTE 1/2" CW AND 1/2" HW TO COUNTER SINK. PROVIDE 1/2" HW CONNECTION FOR DISHWASHER AND EXTEND 1/2" CW TO ICE MAKER BOX (IB).
33. CONTRACTOR IS RESPONSIBLE FOR THE INSTALLATION, DESIGN, AND APPROVAL OF FIRE SUPPRESSION SYSTEM.
34. CAP 3/4" CW FOR FUTURE CONNECTION. PROVIDE WITH ISOLATION BALL VALVE.




A1 PLUMBING WATER PLAN
1/8"=1'-0"



901 Lambertson Pl. NE
Albuquerque, NM 87107
Phone: (505) 888-0180
Fax: (505) 888-0180
Email: info@bdaarc.com

The documents transmitted herein are the sole intellectual property of BDA Architecture, P.C. Any use, reuse, or reproduction in any form without the written consent of BDA Architecture is a violation of federal law.



CARSON CITY ANIMAL SERVICES
549 Airport Road
Carson City, Nevada 89701
City of Carson City

Copyright, 2015, BDA ARCHITECTURE PC.

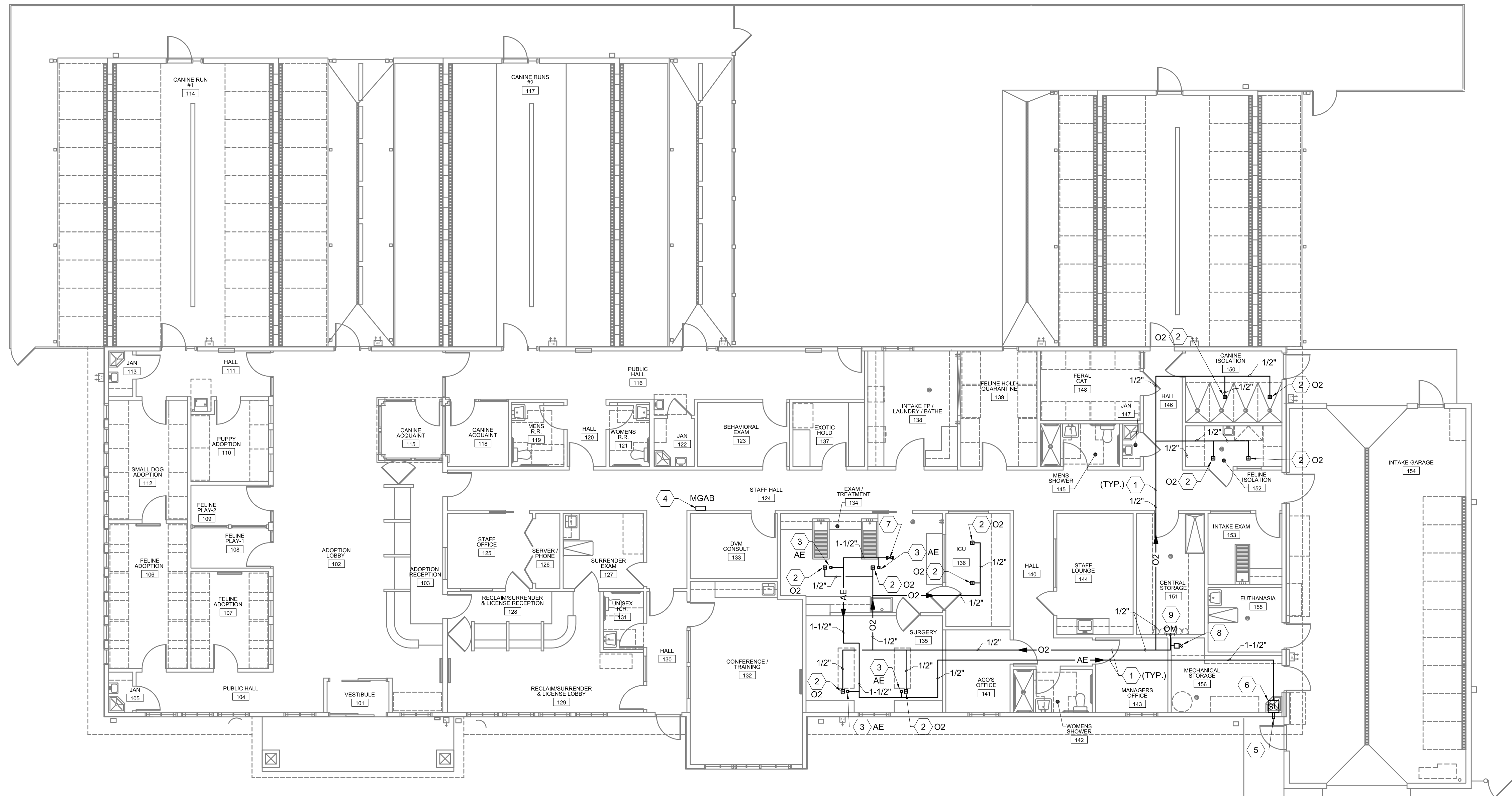
REV.#	DATE	COMMENTS

INITIALS	REVIEWS
	BDA DSGN. REV.
	BDA TECH. REV.

CCAS
PROJECT NO.: 1107
DRAWN: CMB/TD
DATE: 7/23/2015
P102
OF

Save Date: July 24, 2015 - 6:26 AM - Macintosh
Plot Date: July 24, 2015 - 8:07 AM
Z:\Projects\2015\15115011 Carson City, NV Animal Services\Carson_Vet_07-23-15\15016 - P102 - Plumbing Plan Water.dwg
Drawing Name:

Scale: 1/8"=1'-0"
 Date: July 24, 2015 - 8:26 AM - N:\carson\animal\p103\p103-1015016-103-Plumbing Plan Medical Gas.dwg
 Plot Date: July 24, 2015 - 8:55 AM
 Z:\Projects\2015\15115011 Carson City, NV Animal Services\Carson - 07-23-15\15016 - P103 - Plumbing Plan Medical Gas.dwg
 Drawing Name:



A1 PLUMBING MEDICAL GAS PLAN
 1/8"=1'-0"



MEDICAL GAS GENERAL NOTES

- A. MEDICAL GASES PIPING: ASTM 888, TYPE "K" OR "L" COPPER WITH WROUGHT COPPER WITH FITTINGS PER ANSI B16.22 AND SILVER BRAZED JOINTS. SUPPORT PIPE WITH HANGERS AT 5' ON CENTER FOR 1/2" AND 6' ON CENTER OF 3/4" THRU 2". ANESTHESIA EXHAUST SYSTEM MAY BE MINIMUM SCHEDULE 40 PVC MEETING ALL REQUIREMENTS OF INSTALLATION AS OUTLINED IN NFPA 99C LEVEL 3 AND APPROVED BY LOCAL AUTHORITY.
- B. VALVES: BRONZE BODY, GATE OR BALL VALVE FOR APPROPRIATE GASES, CLASS 150 AND 125.
- C. VALVE CABINETS: STEEL CONSTRUCTION, LABELED FOR GAS USE WITH FLANGIBLE COVERS. PRESSURE GAUGES TO BE PROVIDED WITH VALVES.
- D. STATION OUTLETS: RECESSED AND SHALL MEET NFPA 99C LEVEL 3 STANDARDS.
- E. SEE SPECIFICATIONS SECTION 15485 FOR COMPLETE INFORMATION.
- F. THE NEW MEDICAL GAS SYSTEMS (MEDICAL OXYGEN, MEDICAL VACUUM AND ANESTHESIA EVAC) SHALL BE CERTIFIED AS A COMPLETE OPERATING SYSTEM PER NFPA 99C LEVEL 3 REQUIREMENTS.

KEYED NOTES

- 1. PIPING ROUTED ABOVE CEILING, TYPICAL.
- 2. 1/2" OXYGEN TO OXYGEN(O2) CEILING OUTLET. INSTALL PER NFPA 99C LEVEL 3 AND MANUFACTURER'S REQUIREMENTS. REFER TO PLUMBING EQUIPMENT SCHEDULE FOR MORE INFORMATION.
- 3. 1-1/2" ANESTHESIA EVAC TO ANESTHESIA EVAC(AE) CEILING OUTLET. INSTALL PER NFPA 99C LEVEL 3 AND MANUFACTURER'S REQUIREMENTS. REFER TO PLUMBING EQUIPMENT SCHEDULE FOR MORE INFORMATION.
- 4. MEDICAL GAS ALARM BUZZER (MGAB). COORDINATE INSTALLATION WITH OTHER DISCIPLINES AND ARCHITECTURAL PLANS. INSTALL PER NFPA 99C LEVEL 3 AND MANUFACTURER'S REQUIREMENTS. REFER TO PLUMBING EQUIPMENT SCHEDULE FOR MORE INFORMATION.
- 5. EXTEND 4" VENT FROM SCAVENGER UNIT (ANESTHESIA EVAC UNIT) HIGH THROUGH WALL, VENT THROUGH VENTILATED SOFFIT.
- 6. INSTALL SCAVENGER UNIT (SU) ON EXTERIOR WALL AT THIS LOCATION. COORDINATE WITH ARCHITECT FOR EXACT LOCATION AND MOUNTING HEIGHTS.
- 7. CONTRACTOR SHALL INSTALL CARRIER INLET VALVE FOR ANESTHESIA EVAC (AE). CARRIER INLET VALVE SHALL BE INSTALLED IN AN ACCESSIBLE LOCATION. COORDINATE WITH OTHER TRADES.
- 8. PRESSURE SWITCH FOR OXYGEN (O2) M-PRSW-GA-OXY. WIRE FROM PRESSURE SWITCH TO MEDICAL GAS ALARM BUZZER (MGAB) PER NFPA 99. COORDINATE WITH ELECTRICAL CONTRACTOR.
- 9. INSTALL OXYGEN MANIFOLD (OM) AT THIS LOCATION. 1/2" OXYGEN UP FROM OXYGEN MANIFOLD TO CEILING SPACE AND ROUTE AS SHOWN. REFER TO PLUMBING EQUIPMENT SCHEDULE FOR MORE INFORMATION. COORDINATE WITH ALL DISCIPLINES.



NOTE: ANESTHESIA EVAC (AE) PIPING SHOWN ON DRAWINGS FOR CLARITY. ACTUAL AE PIPE ROUTING SHALL BE ROUTED OVER AE OUTLETS AS MUCH AS POSSIBLE TO MINIMIZE AMOUNT OF FITTINGS AND LENGTH OF BRANCH PIPE. AE PIPE ROUTING SHALL BE APPROVED AND COORDINATED WITH CMP PRIOR TO START OF WORK.

NOTE: FACILITY SHALL COMPLY WITH NFPA 99C LEVEL 3 AND/OR AUTHORITY HAVING JURISDICTION REQUIREMENTS.

NOTE: PROVIDE SEISMIC RESTRAINTS/SUPPORTS FOR ALL EQUIPMENT, PIPING, ETC., AS REQUIRED BY LOCAL AND STATE CODES.

901 Lambertson Pl. NE
 Albuquerque, NM 87107
 Phone: (505) 888-0180
 Fax: (505) 888-0180
 Email: info@bdaarc.com

The documents transmitted herein are the sole intellectual property of BDA Architecture, P.C. Any use, reuse, or reproduction in any form without the written consent of BDA Architecture is a violation of federal law.



CARSON CITY ANIMAL SERVICES
 549 Airport Road
 Carson City, Nevada 89701
 City of Carson City

Copyright, 2015, BDA ARCHITECTURE PC.

PLUMBING MEDICAL GAS PLAN

REV.#	DATE	COMMENTS

REVIEWS

INITIALS	DSGN. REV.	TECH. REV.

CCAS
 PROJECT NO.: 1107
 DRAWN: KND/TD
 DATE: 7/23/2015

P103
 OF

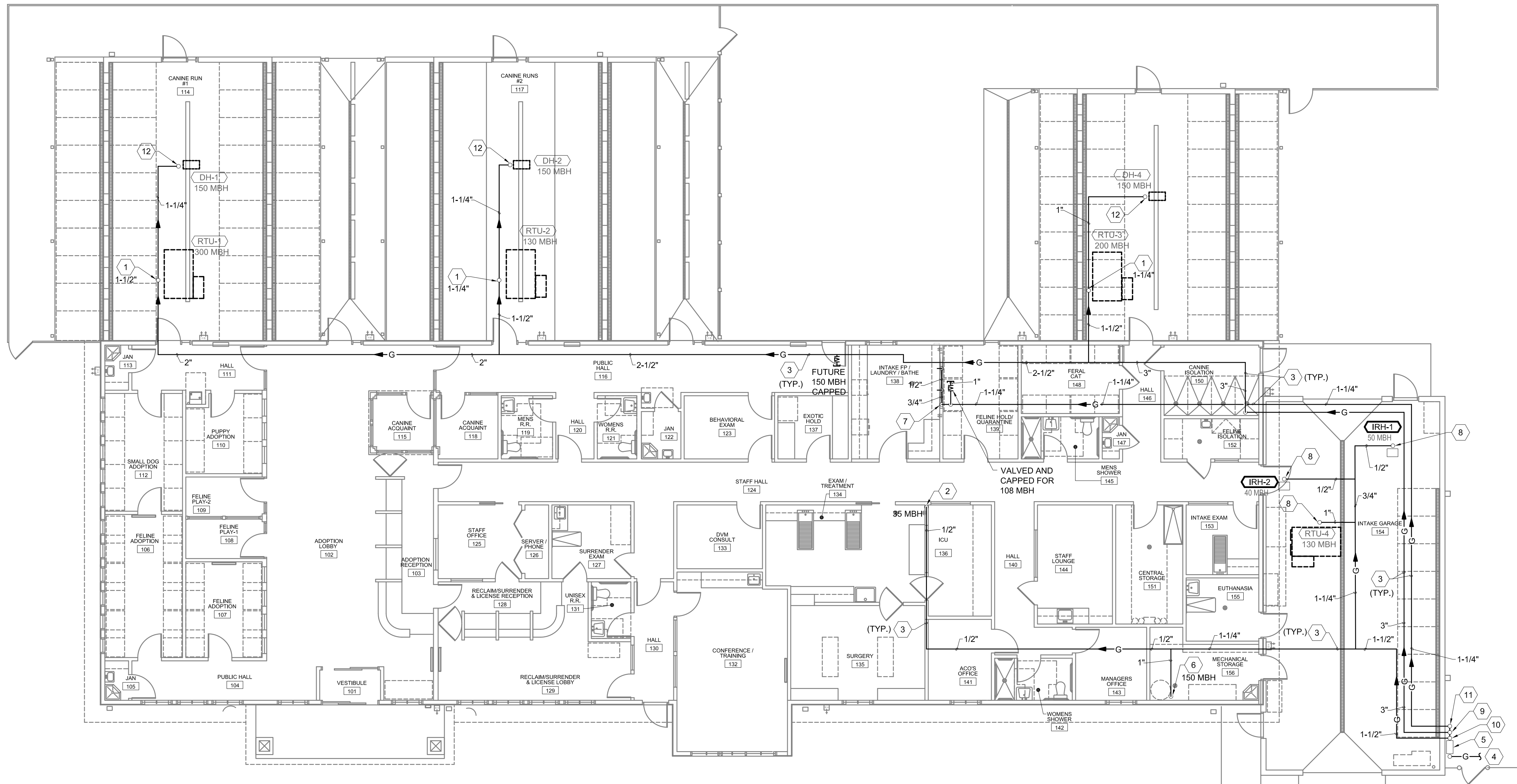


GENERAL NOTES

A. REFER TO PLUMBING SHEET P101 FOR GENERAL NOTES.

KEYED NOTES

1. GAS LINE UP TO ROOF TOP UNIT. REFER TO SHEET P105 FOR CONTINUATION.
2. GAS LINE DOWN IN WALL TO CLOTHES DRYER AND CONNECT WITH UNION, GAS VALVE, DIRT LEG AND FLEX CONNECTION.
3. ROUTE GAS LINE WITH PIPE SUPPORTS EVERY EIGHT FEET ON CENTER AND AT EVERY ELBOW AND TEE. CONTRACTOR SHALL OFFSET 12" FOR EVERY 100'-0" OF STRAIGHT RUN OF GAS PIPE, AS REQUIRED BY CODE.
4. REFER TO CIVIL FOR CONTINUATION.
5. INSTALL NEW GAS METER AT THIS LOCATION WITH A TOTAL LOAD OF 1813 MBH.
6. 1-1/2" GAS LINE DOWN TO WATER HEATER. CONNECT WITH UNION, GAS VALVE, DIRT LEG AND FLEX CONNECTION.
7. 3/4" DOWN IN WALL. ROUTE 1/2" GAS FOR CONNECTION TO GAS DRYERS. CONNECT WITH UNION, GAS VALVE, DIRT LEG AND FLEX CONNECTION.
8. 3/4" GAS LINE TO GAS FIRED INFRARED HEATERS. CONNECT WITH UNION, GAS VALVE, DIRT LEG AND FLEX CONNECTION.
9. PROVIDE GAS REGULATOR TO REDUCE PRESSURE DOWN TO 0.5" W.C. AND WITH A TOTAL LOAD OF 1230 MBH. ROUTE 1-1/2" GAS LINE UP ALONG WALL AND INTO CEILING SPACE AND ROUTE AS SHOWN.
10. PROVIDE GAS REGULATOR TO REDUCE PRESSURE DOWN TO 0.5" W.C. AND WITH A TOTAL LOAD OF 405 MBH. ROUTE 2" GAS LINE UP ALONG WALL AND INTO CEILING SPACE AND ROUTE AS SHOWN.
11. PROVIDE GAS REGULATOR TO REDUCE PRESSURE DOWN TO 0.5" W.C. AND WITH A TOTAL LOAD OF 178 MBH. ROUTE 2" GAS LINE UP ALONG WALL AND INTO CEILING SPACE AND ROUTE AS SHOWN.
12. ROUTE GAS LINE UP THRU ROOF. ROUTE TO DUCT FURNACE AND CONNECT PER MANUFACTURERS REQUIREMENTS WITH UNION, GAS VALVE, DIRT LEG AND FLEX CONNECTION.





A1 PLUMBING GAS PLAN
1/8"=1'-0"



901 Lambertson Pl. NE
Albuquerque, NM 87107
Phone: (505) 898-0180
Fax: (505) 898-0180
Email: info@bdaarc.com

The documents transmitted herein are the sole intellectual property of BDA Architecture, P.C. Any use, reuse, or reproduction in any form without the compensation to BDA Architecture is a violation of federal law.



CARSON CITY ANIMAL SERVICES
549 Airport Road
Carson City, Nevada 89701
City of Carson City

Copyright, 2015, BDA ARCHITECTURE PC.

PLUMBING GAS PLAN

REV.#	DATE	COMMENTS

REVIEWS

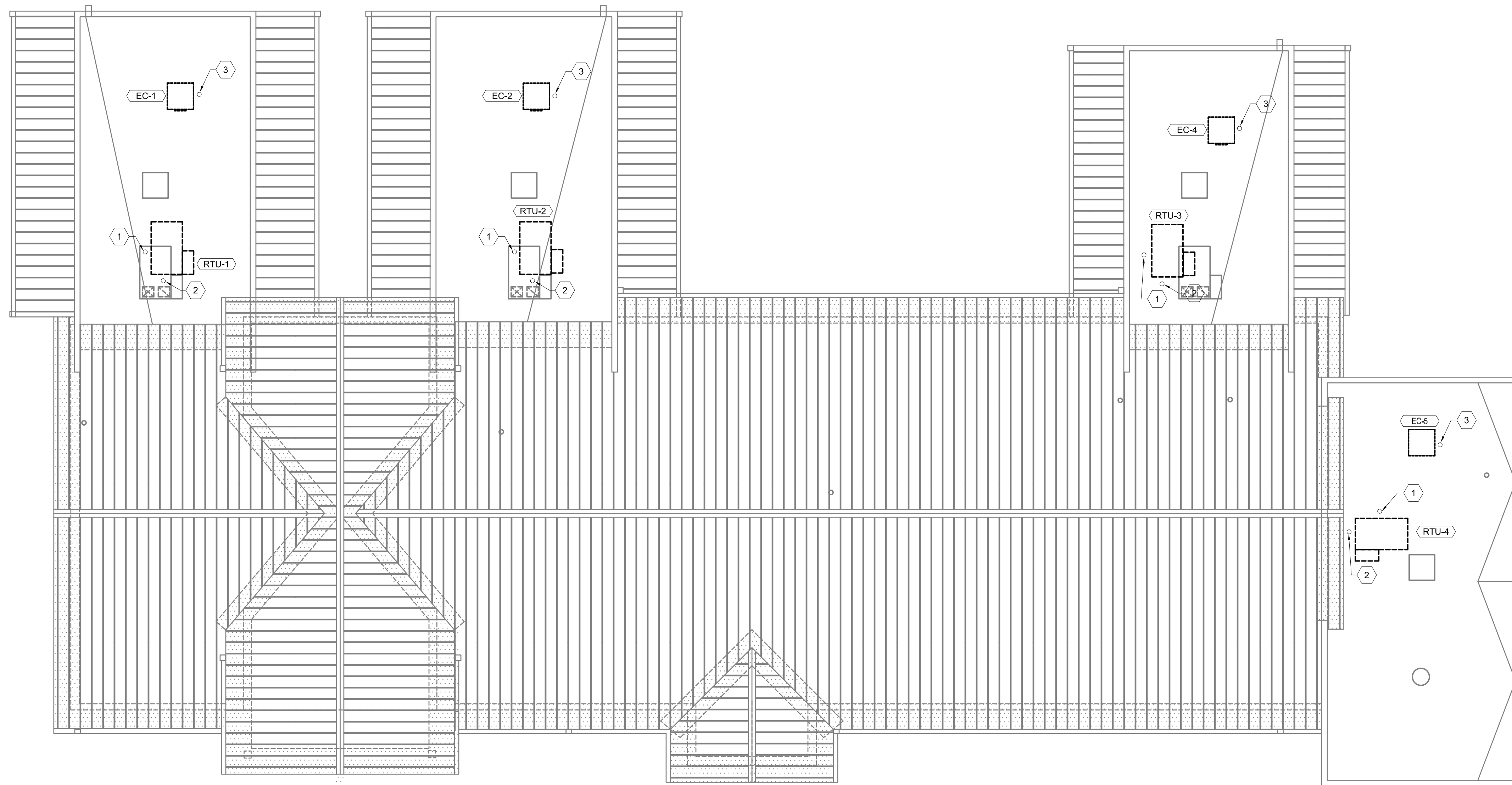
INITIALS	DSGN. REV.	TECH. REV.

CCAS
PROJECT NO.: 1107
DRAWN: TD
DATE: 7/23/2015

P104
OF

Date Check: July 24, 2015 - 6:26 AM - Harsbord
 Plot Date: July 24, 2015 - 8:10 AM
 Z:\Projects\2015\115011 Carson City, NV Animal Services\Carson_Vel_07-23-15\15016 - P104 - Plumbing Plan Gas.dwg
 Drawing Name:

Save Date: July 24, 2015 - 6:26 AM - Macintosh
 Plot Date: July 24, 2015 - 8:12 AM
 Z:\Projects\2015\11071 Carson City, NV Animal Services\Carson_Vel_07-23-15\11071 - P105 - Plumbing Roof Plan.dwg
 Drawing Name:



A1 PLUMBING ROOF PLAN
 1/8"=1'-0"



GENERAL NOTES



A. REFER TO PLUMBING SHEET P101 FOR GENERAL NOTES.

KEYED NOTES

1. GAS LINE UP FROM BELOW TO ROOF TOP UNIT. CONNECT WITH UNION, GAS VALVE, DIRT LEG AND FLEX CONNECTION. REFER TO P102 FOR CONTINUATION.
2. CONDENSATE WITH P-TRAP SHALL TERMINATE ON ROOF TOP.
3. 3/4" MAKE-UP WATER UP FROM BELOW TO EVAPORATIVE COOLERS. CONNECT PER MANUFACTURE'S REQUIREMENTS. REFER TO P102 FOR CONTINUATION.

901 Lambertson Pl. NE
 Albuquerque, NM 87107
 Phone: (505) 898-0180
 Fax: (505) 898-0180
 Email: info@bdaarc.com

The documents transmitted herein are the sole intellectual property of BDA Architecture, P.C. Any use, reuse, or reproduction in any form without the written consent of BDA Architecture is a violation of federal law.



CARSON CITY ANIMAL SERVICES
 549 Airport Road
 Carson City, Nevada 89701
 City of Carson City

Copyright, 2015, BDA ARCHITECTURE PC.

PLUMBING ROOF PLAN

REV.#	DATE	COMMENTS

REVIEWS

INITIALS	DATE	REVISION
BDA DSGN.		
BDA TECH.		



CCAS
 PROJECT NO.: 1107
 DRAWN: .
 DATE: 7/23/2015

P105
 OF



901 Lambertson Pl. NE
 Albuquerque, NM 87107
 Phone: (505) 898-0180
 Fax: (505) 898-0180
 Email: info@bdaarc.com

The documents transmitted herein are the sole intellectual property of BDA Architecture, P.C. Any use, reuse, or reproduction in any form without the written consent of BDA Architecture is a violation of federal law.



CARSON CITY ANIMAL SERVICES
 549 Airport Road
 Carson City, Nevada 89701
 City of Carson City

Copyright, 2015, BDA ARCHITECTURE PC.

PLUMBING DETAILS

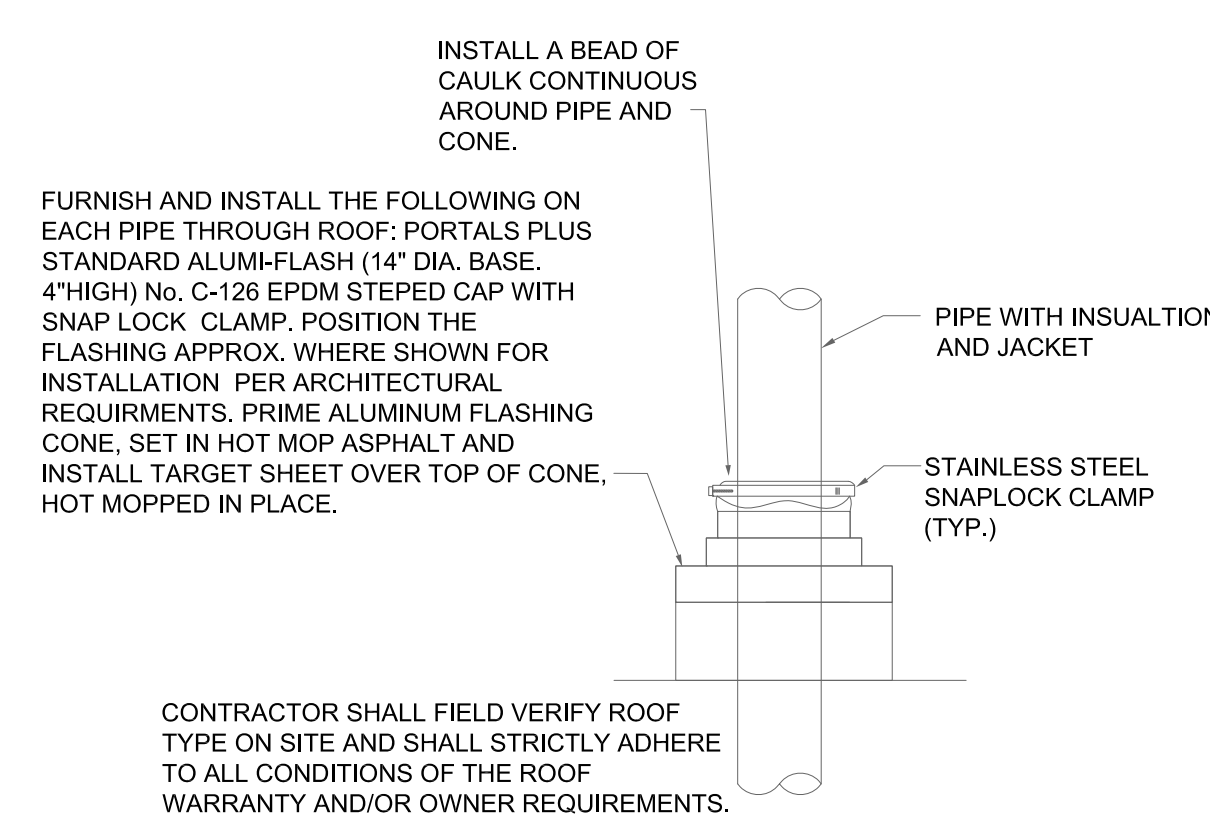
REV.#	DATE	COMMENTS

REVIEWS

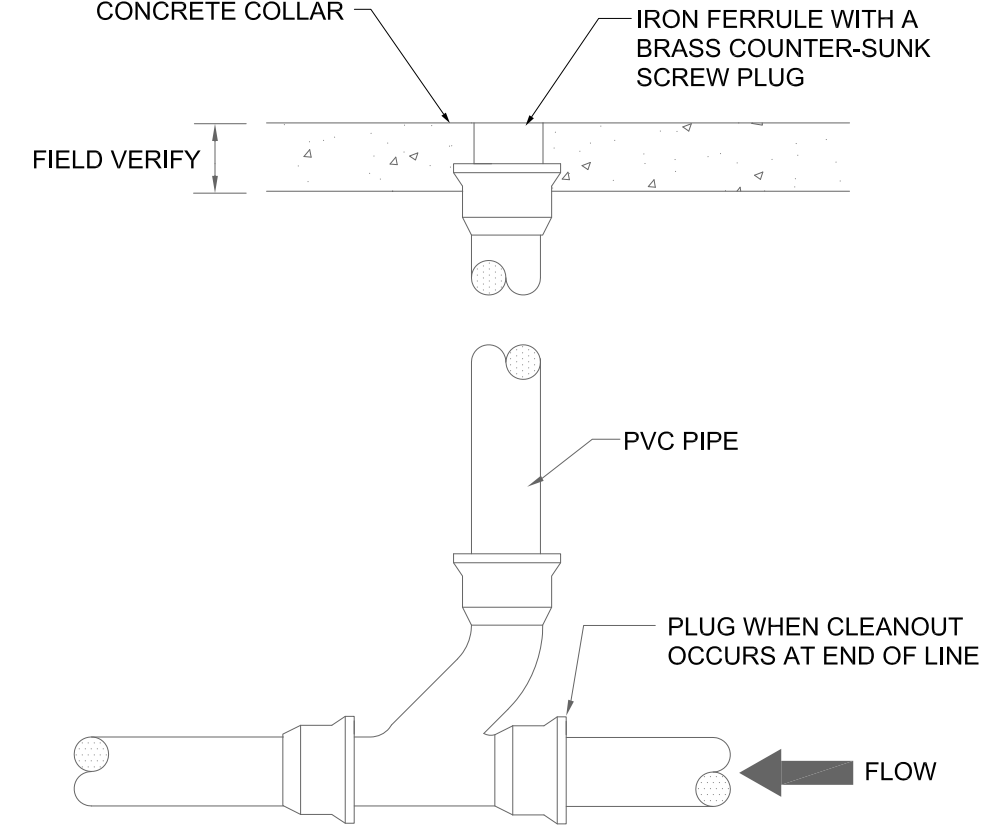
INITIALS	BDA DSGN. REV.
	BDA TECH REV.

CCAS
 PROJECT NO.: 1107
 DRAWN: CMB/TD
 DATE: 7/23/2015

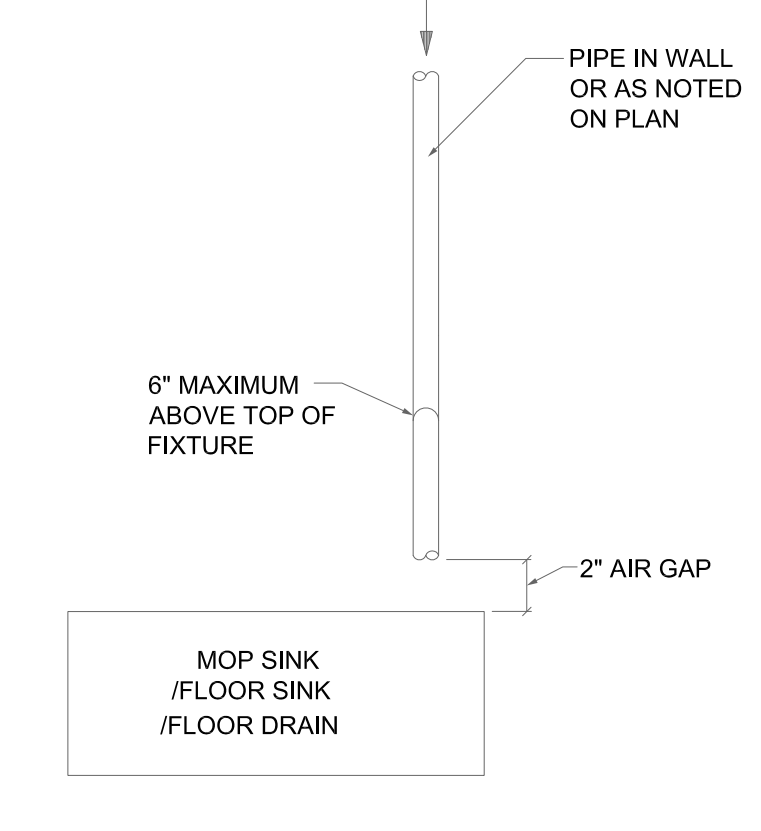
P501
 OF



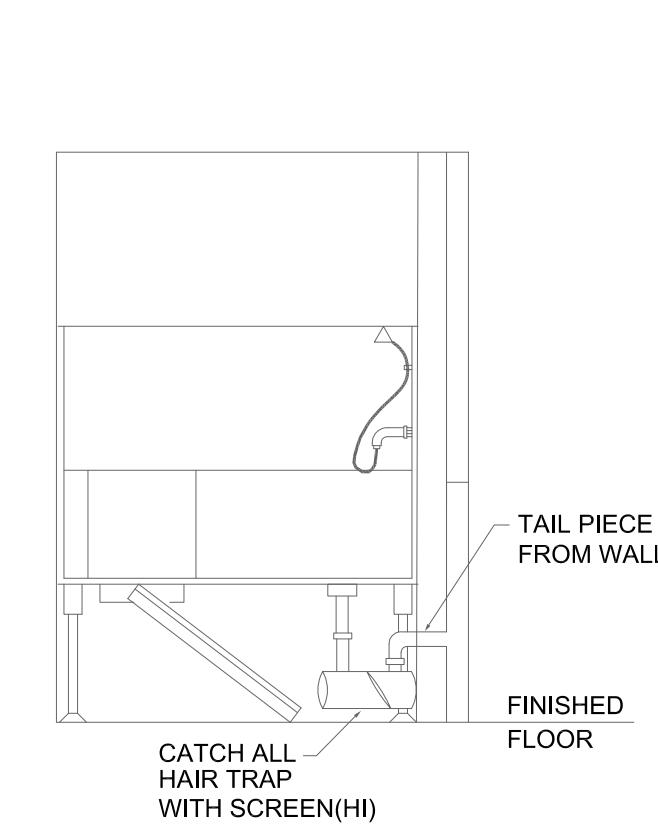
PIPE THROUGH ROOF
 NO SCALE



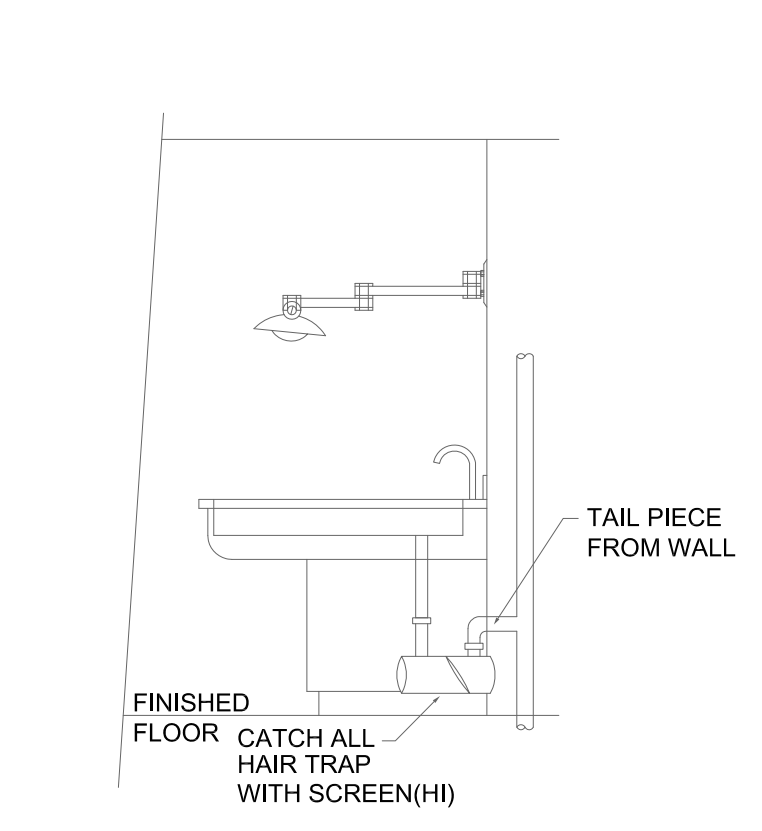
CLEANOUT DETAIL
 NO SCALE



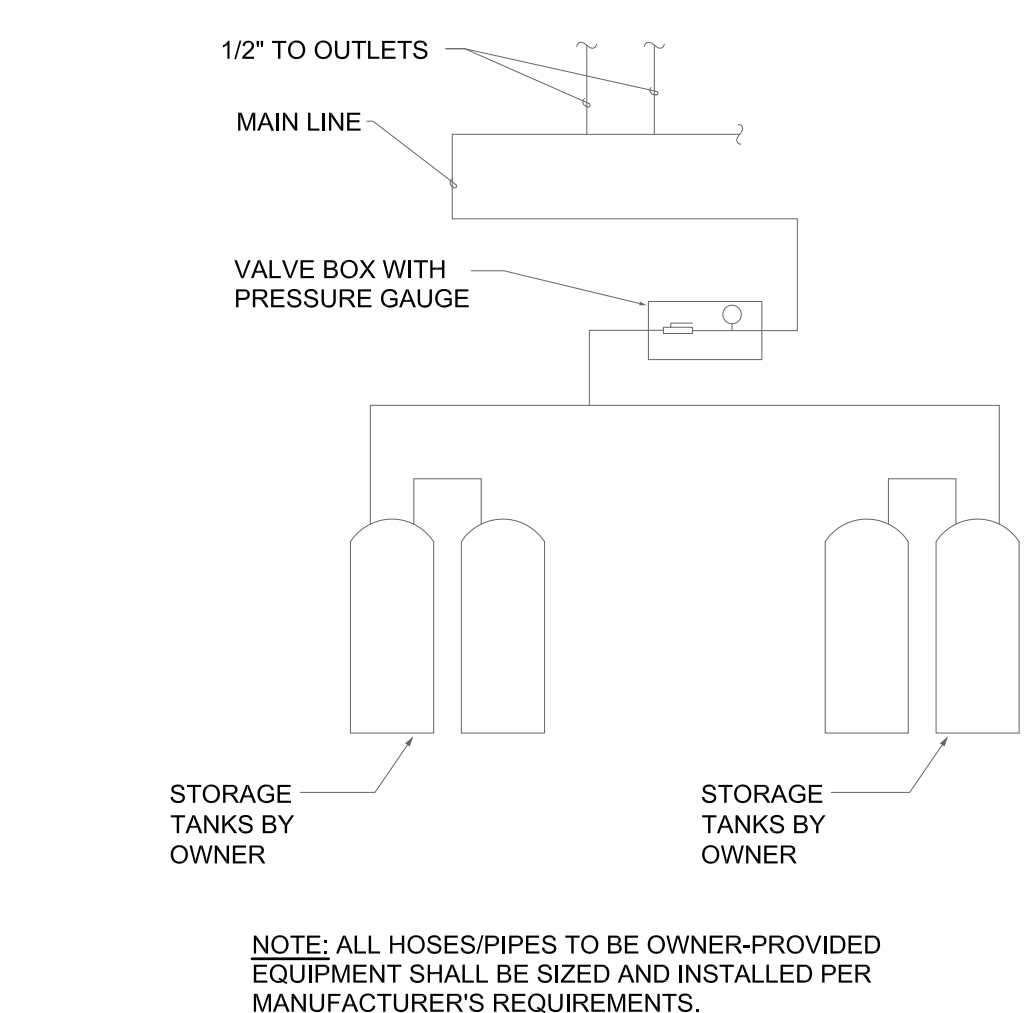
CONDENSATE DRAIN DETAIL
 NO SCALE



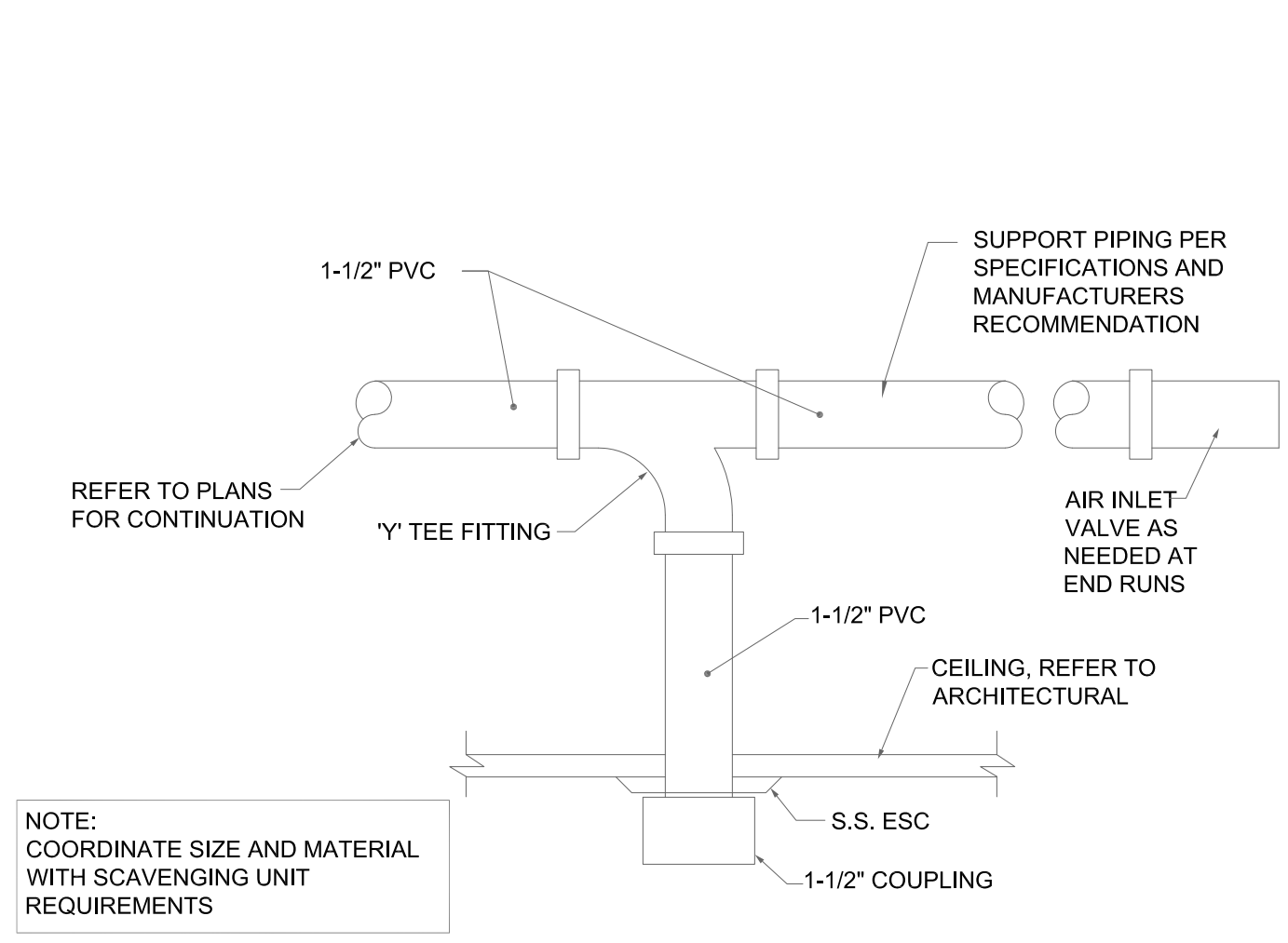
BATHING TUB DETAIL
 NO SCALE



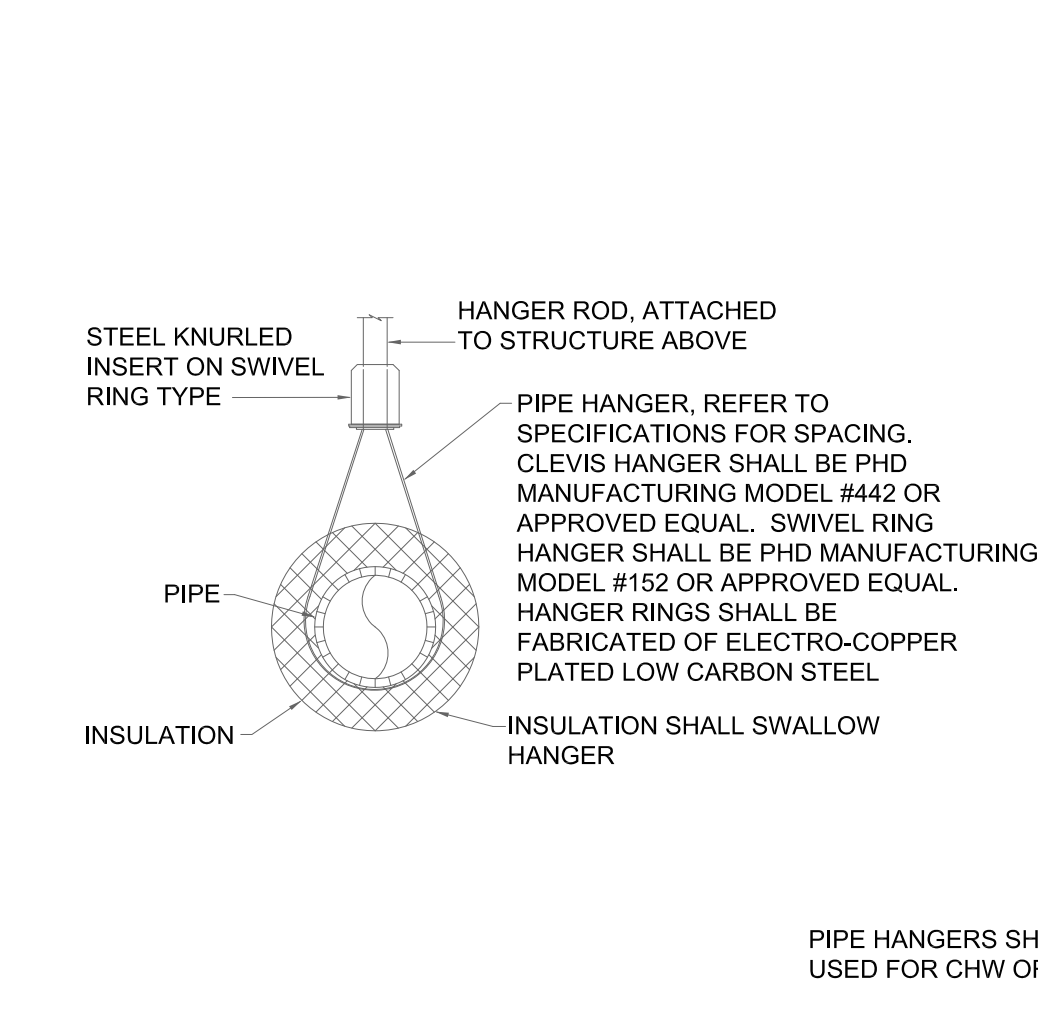
HAIR INTERCEPTOR DETAIL
 NO SCALE



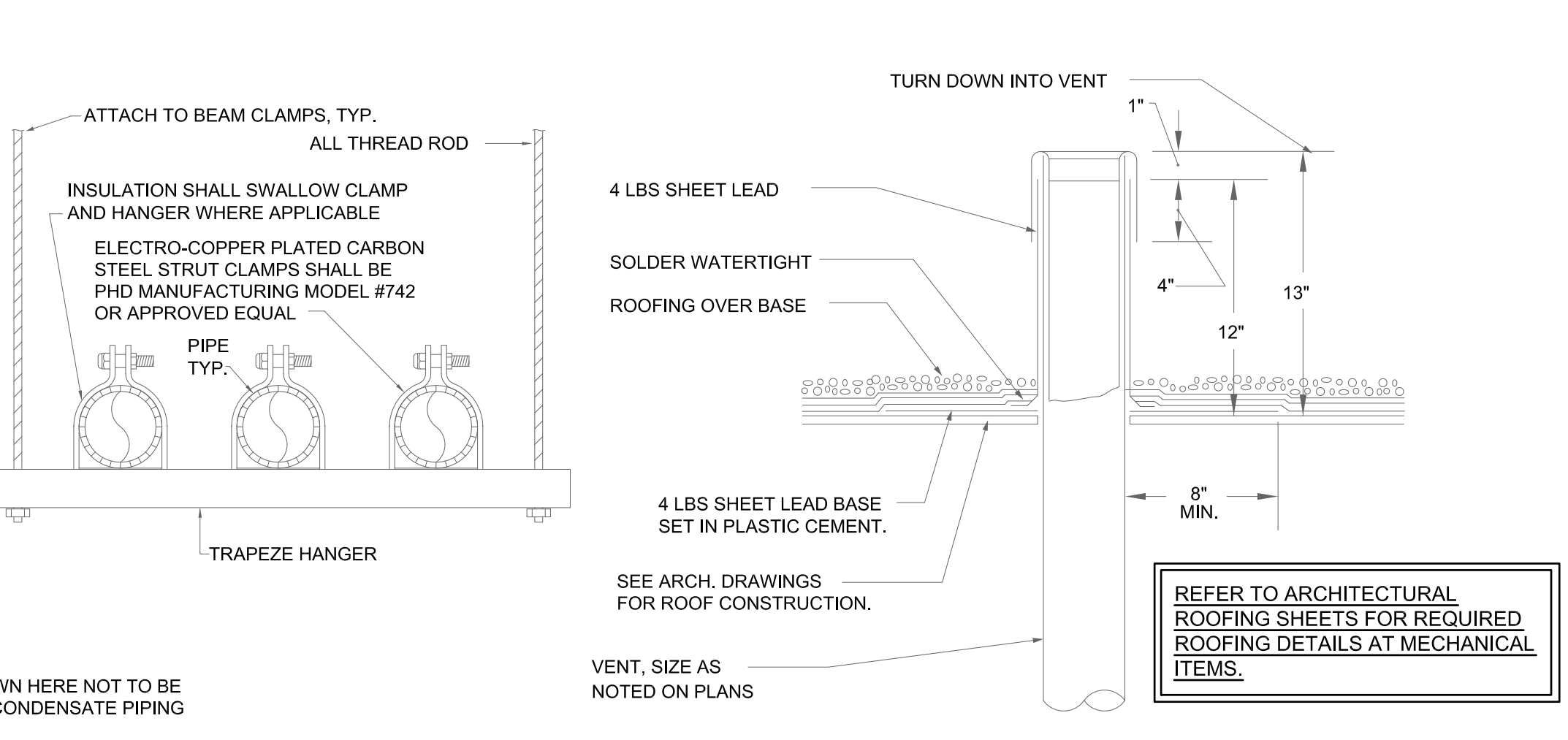
TYPICAL OXYGEN PIPING DIAGRAM
 NO SCALE



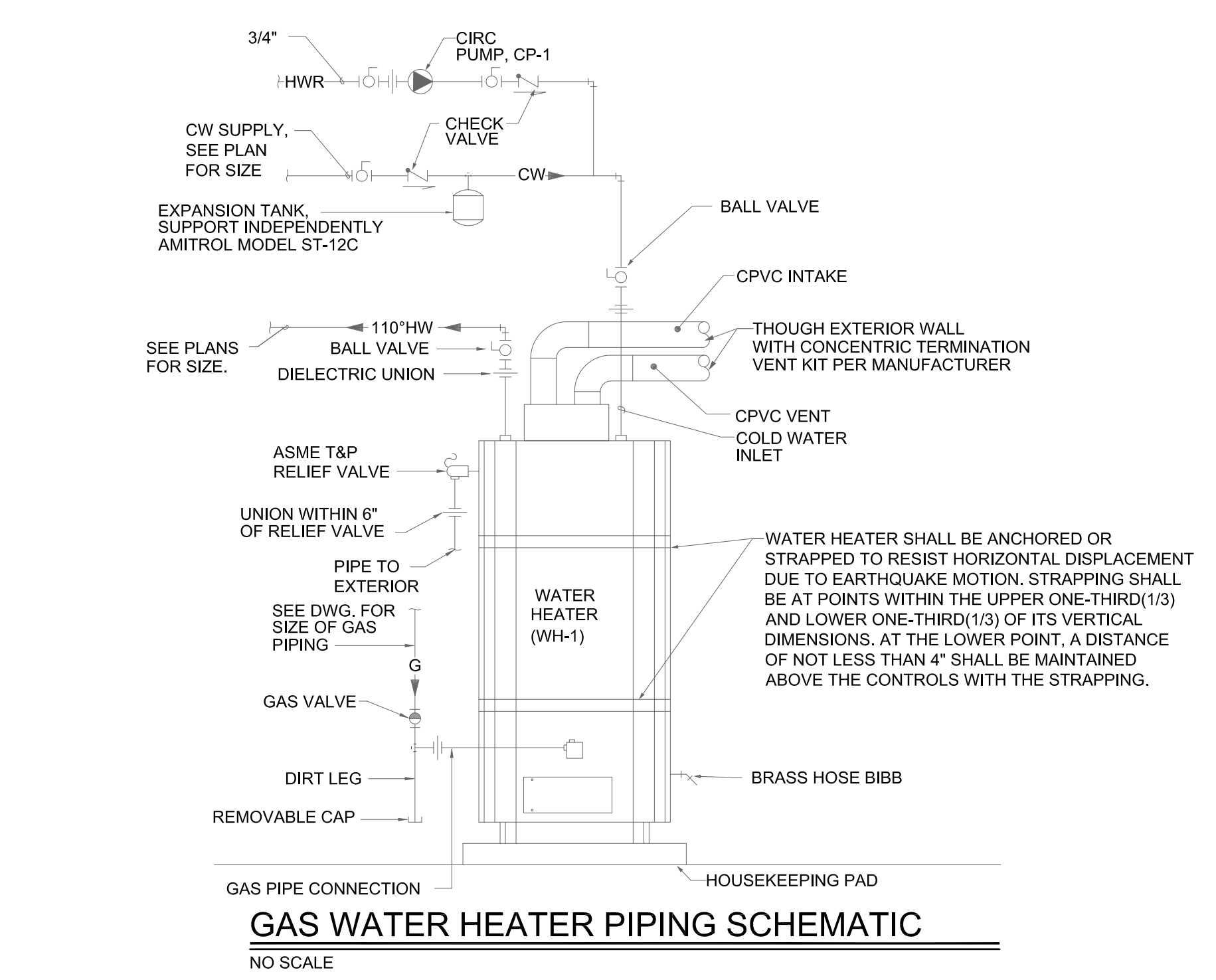
ANESTHESIA EVAC DETAIL
 NO SCALE



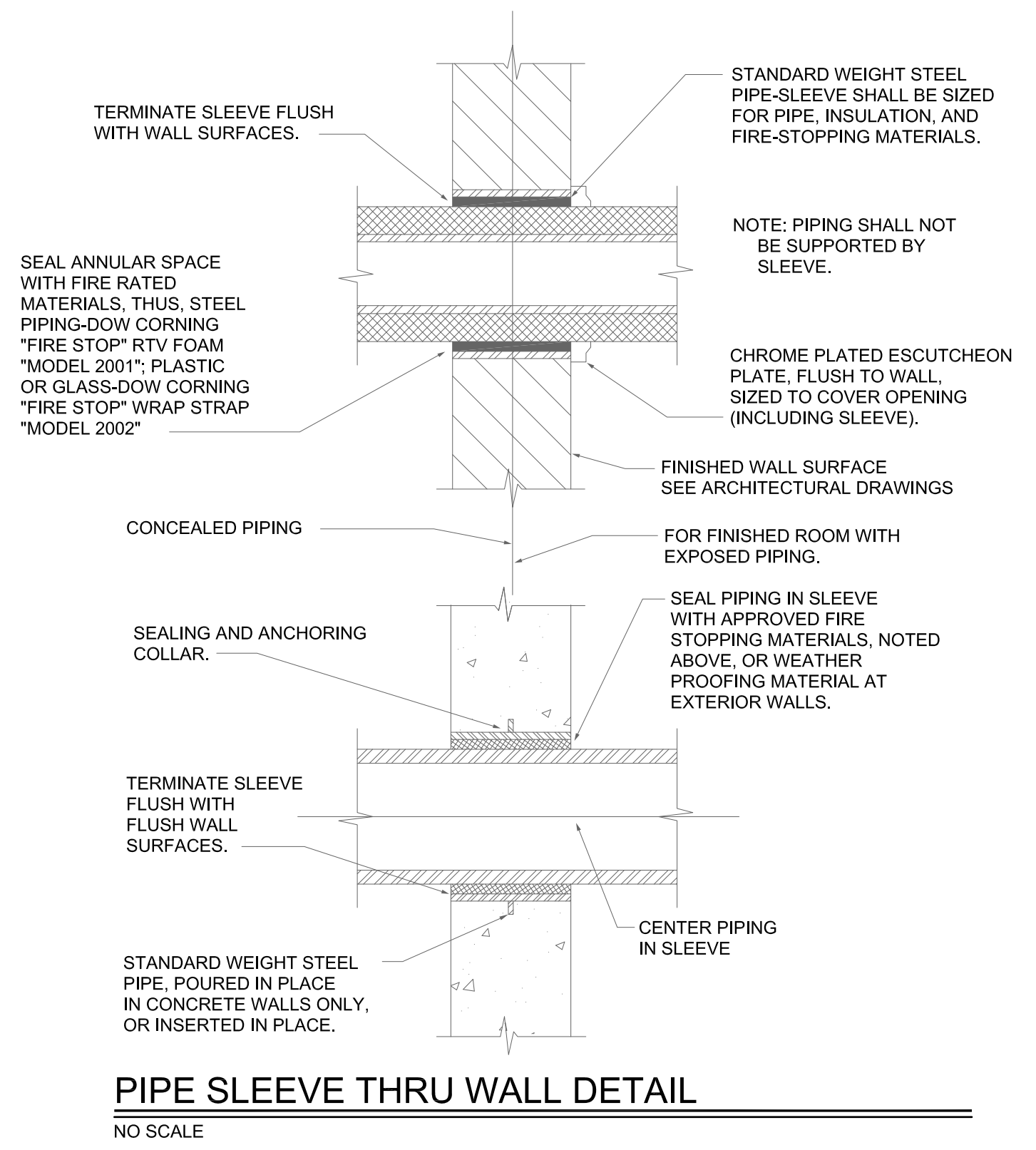
PIPE HANGER DETAIL
 NO SCALE



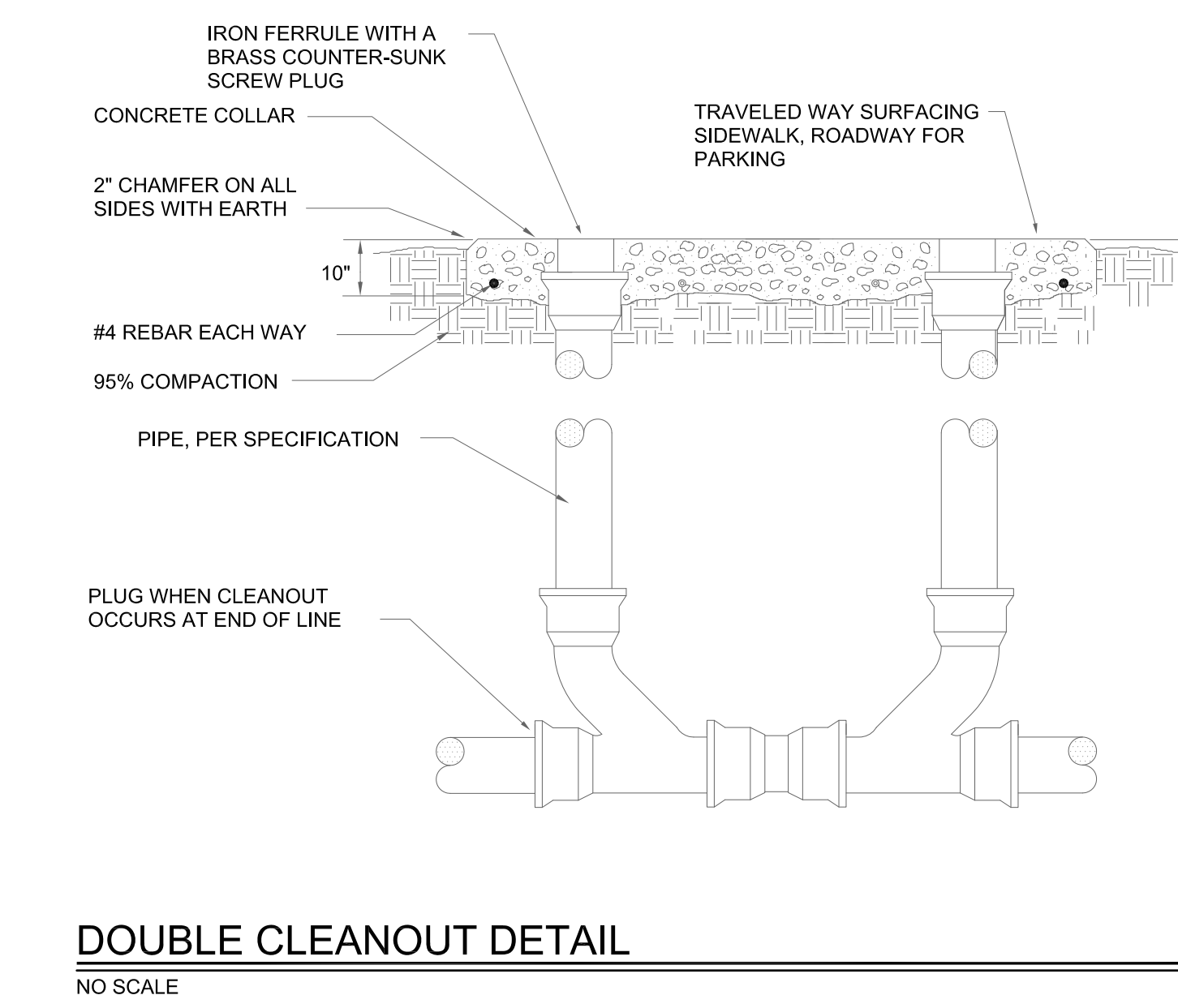
VENT THRU ROOF DETAIL
 NO SCALE



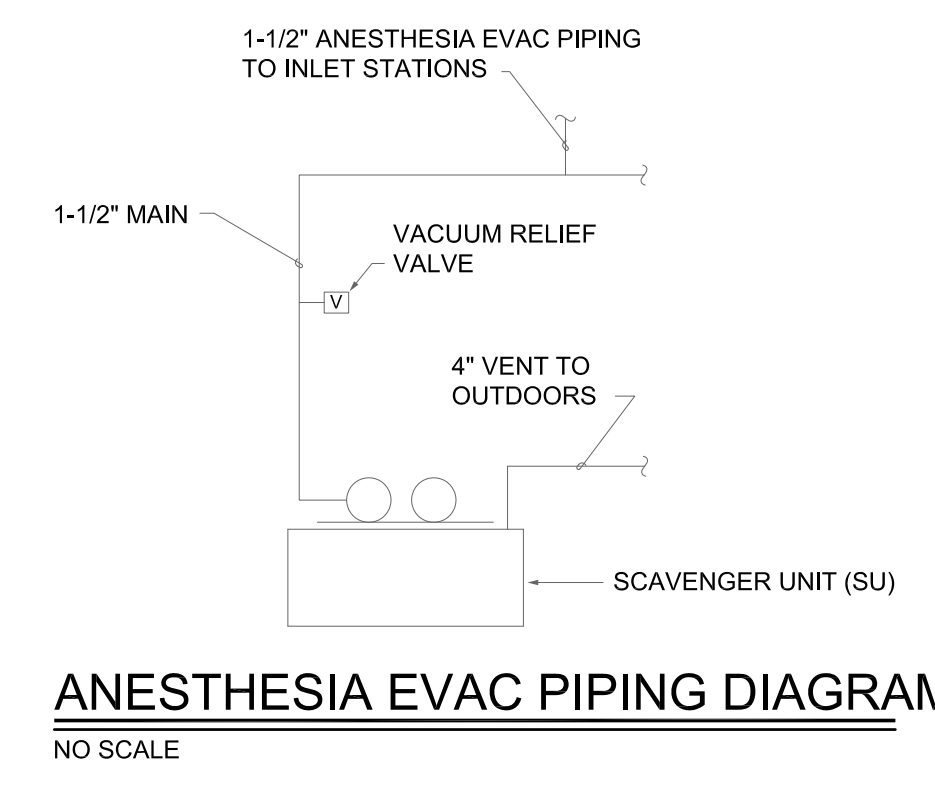
GAS WATER HEATER PIPING SCHEMATIC
 NO SCALE



PIPE SLEEVE THRU WALL DETAIL
 NO SCALE



DOUBLE CLEANOUT DETAIL
 NO SCALE

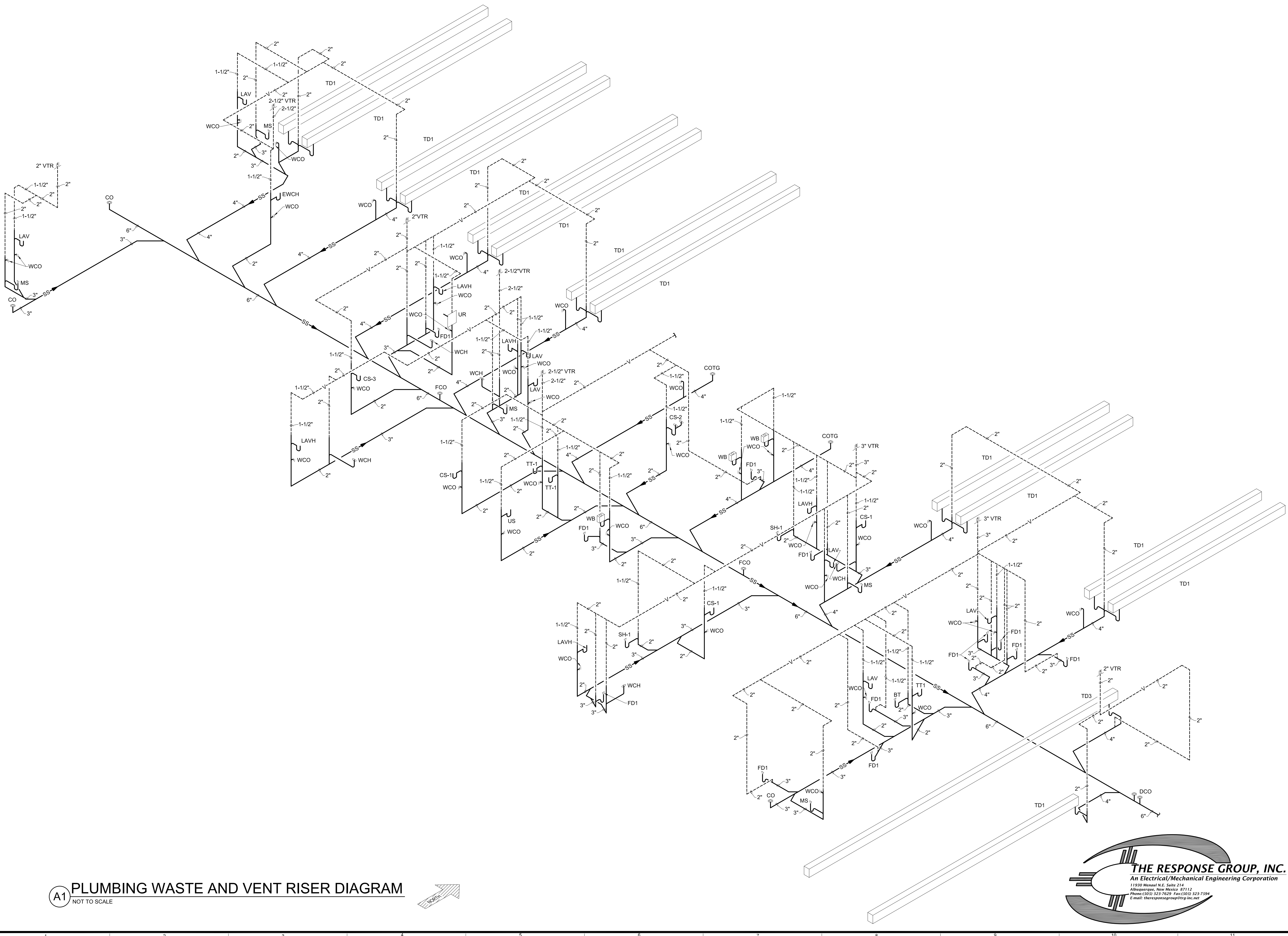


ANESTHESIA EVAC PIPING DIAGRAM
 NO SCALE

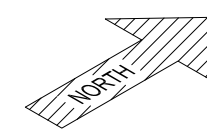


Save Date: July 24, 2015 - 6:26 AM - Hazardous
 Plot Date: July 24, 2015 - 8:12 AM
 Z:\Projects\2015\15011 Carson City, NV Animal Services\Carson - 07-23-15\15016 - P101 - Plumbing Details.dwg
 Drawing Name:

Size: A1 July 24, 2015 8:06 AM - Hazardous
 Plot Date: July 24, 2015 8:15 AM
 Drawing Name: Z:\Projects\2015\115011 Carson City, NV Animal Services\Carson_Vol_07-23-15\15016 - P701 - Plumbing Waste and Vent Riser Diagram.dwg



A1 PLUMBING WASTE AND VENT RISER DIAGRAM
NOT TO SCALE



THE RESPONSE GROUP, INC.
 An Electrical/Mechanical Engineering Corporation
 11930 Maribel N.E., Suite 314
 Albuquerque, New Mexico 87112
 Phone: (505) 323-7825 Fax: (505) 323-7594
 E-mail: theresponsegroup@trg.com

PLUMBING WASTE AND VENT RISER DIAGRAM



REV.#	DATE	COMMENTS

INITIALS	REVIEWS
	BDA DSGN. REV.
	BDA TECH. REV.

CCAS
 PROJECT NO.: 1107
 DRAWN: KND
 DATE: 7/23/2015

P701
OF

CARSON CITY ANIMAL SERVICES
 549 Airport Road
 Carson City, Nevada 89701
 City of Carson City
 Copyright, 2015, BDA ARCHITECTURE PC.



901 Lambertson Pl. NE
 Albuquerque, NM 87107
 Phone: (505) 898-0180
 Fax: (505) 898-0180
 Email: info@bdarc.com

The documents transmitted herein are the sole intellectual property of BDA Architecture, P.C. Any use, reuse, or reproduction in any form without the compensation to BDA Architecture is a violation of federal law.