



# Susan Merriwether Carson City Clerk-Recorder

885 E. Musser Street, Suite 1025 • Carson City, Nevada 89701

STATE OF NEVADA  
CARSON CITY

## ABSTRACT OF THE VOTE General Election, November 8, 2016

I, Susan Merriwether, Carson City Clerk-Recorder, do hereby certify the enclosed to be a full, true, and correct Statement of the Vote and Summary Report of Carson City, Nevada polled at the November 8, 2016 General Election.

Of the 25,061 ballots cast in the 26 precincts, we were unable to reconcile 11 voted ballots between the computer count and the roster count.

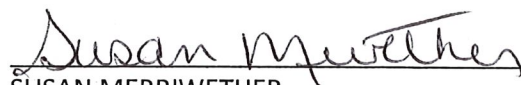
Five (5) voters during Early Voting and four (4) voters on Election Day have been accounted for as "Fleeing voters".

Two (2) provisional ballots were voted of which zero (0) were accepted due to the voters not being registered voters.

There were no tabulation errors in the 26 precincts.

The foregoing irreconcilable discrepancies would not alter the outcome of any race in this General Election. Therefore, as the Clerk-Recorder of Carson City, Nevada, I do hereby certify to the Carson City Board of Supervisors that the results of the Canvass for the 2016 General Election are deemed certifiable.

Dated this 15<sup>th</sup> day of November, 2016.

  
SUSAN MERRIWETHER  
CARSON CITY CLERK-RECORDER

CAR\_20161108\_E

November 8, 2016

Summary Report

CARSON CITY

Official Election Results

<b>Registration &amp; Turnout</b>	27,303	Voters	<b>Court of Appeals Dept. 1</b>	24/24	100.00%
Election Day Reporting Turnout	6,935	25.40%	<b>NP - TAO, JERRY</b>	16,850	75.82%
Absentee Reporting Turnout	2,160	7.91%	NP - NONE OF THESE CANDIDATES	5,374	24.18%
<b>Early Vote Reporting Turnout</b>	15,966	58.48%	<b>Total ...</b>	22,224	100.00%
Mail-in Reporting Turnout	0	0.00%			
<b>Total ...</b>	25,061	91.79%	<b>Court of Appeals Dept. 2</b>	24/24	100.00%
<b>Pres/Vice Pres of the US</b>	24/24	100.00%	<b>NP - GIBBONS, MICHAEL</b>	17,809	79.14%
IAP - CASTLE, DARRELL	153	0.61%	NP - NONE OF THESE CANDIDATES	4,694	20.86%
DEM - CLINTON, HILLARY	9,610	38.42%	<b>Total ...</b>	22,503	100.00%
NPP - DE LA FUENTE, ROQUE "ROCKY"	60	0.24%			
LPN - JOHNSON, GARY	1,159	4.63%	<b>Court of Appeals Dept. 3</b>	24/24	100.00%
<b>REP - TRUMP, DONALD J.</b>	13,125	52.47%	<b>NP - SILVER, ABBI</b>	16,780	76.01%
NP - NONE OF THESE CANDIDATES	909	3.63%	NP - NONE OF THESE CANDIDATES	5,296	23.99%
<b>Total ...</b>	25,016	100.00%	<b>Total ...</b>	22,076	100.00%
<b>U.S. Senator</b>	24/24	100.00%	<b>Univ. Board of Regents Dist. 9</b>	24/24	100.00%
DEM - CORTEZ MASTO, CATHERINE	9,741	39.24%	<b>NP - DEL CARLO, CAROL</b>	11,055	51.26%
NPP - GUMINA, TONY	201	0.81%	NP - LAFRANCE, SARA	10,512	48.74%
<b>REP - HECK, JOE</b>	13,027	52.47%	<b>Total ...</b>	21,567	100.00%
IAP - JONES, TOM	448	1.80%			
NPP - SAWYER, THOMAS "TOM"	358	1.44%	<b>Member State Bd. Of Education Dist. 2</b>	24/24	100.00%
NPP - WILLIAMS, JARROD M.	156	0.63%	<b>NP - CARTER, DAVID W.</b>	10,870	52.61%
NP - NONE OF THESE CANDIDATES	895	3.61%	NP - HICKEY, PAT	9,793	47.39%
<b>Total ...</b>	24,826	100.00%	<b>Total ...</b>	20,663	100.00%
<b>Rep in Congress, Dist. 2</b>	24/24	100.00%	<b>School Trustee Dist. 5</b>	24/24	100.00%
<b>REP - AMODEI, MARK E.</b>	14,594	60.13%	NP - REYNOLDS, STEVEN	9,172	45.55%
DEM - EVANS, H.D. "CHIP"	8,451	34.82%	<b>NP - WALKER, MICHAEL B.</b>	10,965	54.45%
IAP - EVERHART, JOHN H.	677	2.79%	<b>Total ...</b>	20,137	100.00%
NPP - KNIGHT, DREW	549	2.26%			
<b>Total ...</b>	24,271	100.00%	<b>School Trustee Dist. 6</b>	24/24	100.00%
<b>State Assembly Dist. 40</b>	24/24	100.00%	<b>NP - HART, SUSAN</b>	19,339	100.00%
DEM - GREEDY, MICHAEL L.	7,981	33.42%	<b>Total ...</b>	19,339	100.00%
<b>REP - KRAMER, AL</b>	14,114	59.10%			
IAP - WAGNER, JOHN	1,785	7.47%	<b>Mayor</b>	24/24	100.00%
<b>Total ...</b>	23,880	100.00%	<b>NP - CARVER, CHRIS</b>	10,531	46.43%
<b>Supreme Court Justice, Seat A</b>	24/24	100.00%	<b>NP - CROWELL, ROBERT "BOB"</b>	12,151	53.57%
<b>NP - HARDESTY, JIM</b>	17,642	78.35%	<b>Total ...</b>	22,682	100.00%
NP - NONE OF THESE CANDIDATES	4,876	21.65%			
<b>Total ...</b>	22,518	100.00%	<b>Supervisor Ward 2</b>	24/24	100.00%
<b>Supreme Court Justice, Seat E</b>	24/24	100.00%	<b>NP - BONKOWSKI, BRAD</b>	12,935	59.21%
<b>NP - PARRAGUIRRE, RON D.</b>	17,207	76.69%	NP - WHITE, MAURICE	8,910	40.79%
NP - NONE OF THESE CANDIDATES	5,231	23.31%	<b>Total ...</b>	21,845	100.00%
<b>Total ...</b>	22,438	100.00%	<b>Supervisor Ward 4</b>	24/24	100.00%
			<b>NP - BARRETTE, JOHN</b>	11,139	50.89%

**CAR\_20161108\_E**  
**November 8, 2016**  
**Summary Report**  
**CARSON CITY**  
**Official Election Results**

<b>Supervisor Ward 4 (cont'd...)</b>	24/24 100.00%
NP - SHIRK, JIM	10,750 49.11%
<b>Total ...</b>	<b>21,889 100.00%</b>

<b>STATE QUESTION NO.1</b>	24/24 100.00%
YES	8,497 34.35%
NO	16,238 65.65%
<b>Total ...</b>	<b>24,735 100.00%</b>

<b>STATE QUESTION NO.2</b>	24/24 100.00%
YES	11,965 48.43%
NO	12,741 51.57%
<b>Total ...</b>	<b>24,706 100.00%</b>

<b>STATE QUESTION NO.3</b>	24/24 100.00%
YES	14,357 59.47%
NO	9,786 40.53%
<b>Total ...</b>	<b>24,143 100.00%</b>

<b>STATE QUESTION NO.4</b>	24/24 100.00%
YES	16,168 67.16%
NO	7,907 32.84%
<b>Total ...</b>	<b>24,075 100.00%</b>

<b>COUNTY QUESTION CC1</b>	24/24 100.00%
YES	8,351 34.07%
NO	16,163 65.93%
<b>Total ...</b>	<b>24,514 100.00%</b>

100002		PRES/VICE PRES OF THE US													
	Registration	Ballots Cast	Turnout (%)		CASTLE, DARRELL	CLINTON, HILLARY	DE LA FUENTE, ROQUE "ROCKY"	JOHNSON, GARY	TRUMP, DONALD J.	NONE OF THESE CANDIDATE					
Precinct 101 0101	1010	263	26.04		3	91	3	14	137	15					
Precinct 101 - Absentee Reporting	1010	67	6.63		0	26	0	2	37	2					
Precinct 101 - Early Vote Reporting	1010	530	52.48		2	237	0	23	245	22					
Precinct 103 0103	994	223	22.43		2	83	0	7	121	8					
Precinct 103 - Absentee Reporting	994	79	7.95		2	38	0	3	30	5					
Precinct 103 - Early Vote Reporting	994	638	64.19		2	271	1	15	325	24					
Precinct 105 0105	1008	183	18.15		1	37	0	13	112	19					
Precinct 105 - Absentee Reporting	1008	199	19.74		1	59	1	11	117	9					
Precinct 105 - Early Vote Reporting	1008	703	69.74		6	279	0	15	379	23					
Precinct 107 0107	1140	247	21.67		3	78	0	13	142	11					
Precinct 107 - Absentee Reporting	1140	125	10.96		2	36	0	7	76	4					
Precinct 107 - Early Vote Reporting	1140	719	63.07		3	262	1	19	399	35					
Precinct 109 0109	1409	330	23.42		6	105	0	19	186	14					
Precinct 109 - Absentee Reporting	1409	36	2.56		1	15	0	1	18	1					
Precinct 109 - Early Vote Reporting	1409	817	57.98		4	362	0	27	402	20					
Precinct 111 0111	1394	418	29.99		2	154	2	42	207	11					
Precinct 111 - Absentee Reporting	1394	86	6.17		0	42	0	2	37	3					
Precinct 111 - Early Vote Reporting	1394	657	47.13		2	320	3	36	284	11					
Precinct 113 0113	1385	300	21.66		1	87	2	17	182	11					
Precinct 113 - Absentee Reporting	1385	121	8.74		0	31	0	9	77	3					
Precinct 113 - Early Vote Reporting	1385	900	64.98		4	327	1	19	524	25					
Precinct 201 0201	984	266	27.03		0	95	1	18	140	12					
Precinct 201 - Absentee Reporting	984	50	5.08		1	18	0	4	23	3					
Precinct 201 - Early Vote Reporting	984	532	54.07		3	238	1	21	247	22					
Precinct 203 0203	1239	340	27.44		4	136	1	25	154	20					
Precinct 203 - Absentee Reporting	1239	96	7.75		1	45	0	1	44	4					
Precinct 203 - Early Vote Reporting	1239	704	56.82		5	309	2	45	318	24					
Precinct 205 0205	1309	379	28.95		2	142	1	32	188	14					
Precinct 205 - Absentee Reporting	1309	120	9.17		0	47	0	6	62	3					
Precinct 205 - Early Vote Reporting	1309	747	57.07		2	335	2	26	358	20					
Precinct 207 0207	1141	280	24.54		2	91	0	11	162	14					
Precinct 207 - Absentee Reporting	1141	108	9.47		2	44	0	1	57	4					
Precinct 207 - Early Vote Reporting	1141	623	54.60		3	237	4	16	342	20					
Precinct 209 0209	837	260	31.06		1	97	1	20	132	9					
Precinct 209 - Absentee Reporting	837	62	7.41		0	21	0	2	38	1					
Precinct 209 - Early Vote Reporting	837	432	51.61		6	175	2	25	207	17					
Precinct 211 0211	845	260	30.77		0	88	0	21	144	7					
Precinct 211 - Absentee Reporting	845	44	5.21		0	11	0	2	28	3					
Precinct 211 - Early Vote Reporting	845	490	57.99		3	159	1	22	292	13					
Precinct 301 0301	952	253	26.58		2	100	3	15	124	9					
Precinct 301 - Absentee Reporting	952	73	7.67		0	34	2	3	29	3					
Precinct 301 - Early Vote Reporting	952	544	57.14		3	200	1	18	301	20					
Precinct 303 0303	889	238	26.77		2	74	0	19	134	9					
Precinct 303 - Absentee Reporting	889	72	8.10		0	26	1	3	40	2					
Precinct 303 - Early Vote Reporting	889	543	61.08		0	198	0	20	303	21					
Precinct 305 0305	1149	284	24.72		2	94	0	15	165	8					
Precinct 305 - Absentee Reporting	1149	103	8.96		0	41	0	5	49	8					
Precinct 305 - Early Vote Reporting	1149	705	61.36		2	251	1	25	392	33					
Precinct 307 0307	1745	552	31.63		3	243	0	37	235	33					
Precinct 307 - Absentee Reporting	1745	84	4.81		0	31	0	4	44	5					
Precinct 307 - Early Vote Reporting	1745	937	53.70		10	441	1	41	409	34					
Precinct 309 0309	1413	301	21.30		6	70	2	20	192	11					
Precinct 309 - Absentee Reporting	1413	112	7.93		0	28	0	4	74	6					
Precinct 309 - Early Vote Reporting	1413	921	65.18		3	301	2	24	564	25					
Precinct 401 0401	899	243	27.03		0	94	1	24	117	6					
Precinct 401 - Absentee Reporting	899	45	5.01		0	24	1	2	18	0					
Precinct 401 - Early Vote Reporting	899	521	57.95		4	235	1	25	246	10					
Precinct 403 0403	1517	339	22.35		3	124	1	40	150	18					
Precinct 403 - Absentee Reporting	1517	121	7.98		0	51	0	2	64	4					
Precinct 403 - Early Vote Reporting	1517	883	58.21		8	348	3	32	458	34					
Precinct 405 0405	1145	294	25.68		1	118	0	12	148	13					

100002	PRES/VICE PRES OF THE US														
	Registration	Ballots Cast	Turnout (%)		CASTLE, DARRELL	CLINTON, HILLARY	DE LA FUENTE, ROQUE "ROCKY"	JOHNSON, GARY	TRUMP, DONALD J.	NONE OF THESE CANDIDATE					
Precinct 405 - Absentee Reporting	1145	92	8.03		0	36	0	4	49	2					
Precinct 405 - Early Vote Reporting	1145	684	59.74		4	277	1	22	359	21					
Precinct 407 0407	1009	278	27.55		0	91	2	14	166	5					
Precinct 407 - Absentee Reporting	1009	60	5.95		0	12	0	1	45	1					
Precinct 407 - Early Vote Reporting	1009	581	57.58		6	171	1	24	363	14					
Precinct 409 0409	1168	255	21.83		2	105	2	20	115	11					
Precinct 409 - Absentee Reporting	1168	109	9.33		3	53	0	1	49	3					
Precinct 409 - Early Vote Reporting	1168	700	59.93		2	306	3	41	316	30					
Precinct 411 0411	704	149	21.16		2	34	1	11	98	3					
Precinct 411 - Absentee Reporting	704	74	10.51		1	20	0	5	44	3					
Precinct 411 - Early Vote Reporting	704	455	64.63		2	139	0	14	283	17					
Precinct 997 997	10	0	0.00		0	0	0	0	0	0					
Precinct 997 - Absentee Reporting	10	10	100.00				*****	Insufficient Turnout to Protect Voter Privacy							*****
Precinct 997 - Early Vote Reporting	10	0	0.00		0	0	0	0	0	0					
Precinct 998 - Absentee Reporting	8	12	150.00		0	6	0	0	6	0					
Precinct 999 0999	0	0	0.00		0	0	0	0	0	0					
Precinct 999 - Absentee Reporting	0	0	0.00		0	0	0	0	0	0					
Precinct 999 - Early Vote Reporting	0	0	0.00		0	0	0	0	0	0					
Precinct Totals	27295	6935	25.41		50	2431	23	479	3651	291					
Absentee Reporting Totals	27303	2160	7.91		14	801	5	85	1158	83					
Early Vote Reporting Totals	27295	15966	58.49		89	6378	32	595	8316	535					
Grand Totals	27295	25061	91.82		153	9610	60	1159	13125	909					

100003		U.S. SENATOR													
	Registration	Ballots Cast	Turnout (%)		CORTEZ MASTO, CATHERINE	GUMINA, TONY	HECK, JOE	JONES, TOM	SAWYER, THOMAS "TOM"	WILLIAMS, JARROD M.	NONE OF THESE CANDIDATE				
Precinct 101 0101	1010	263	26.04		82	4	135	8	10	2	18				
Precinct 101 - Absentee Reporting	1010	67	6.63		25	1	37	2	1	0	1				
Precinct 101 - Early Vote Reporting	1010	530	52.48		235	1	238	7	17	4	21				
Precinct 103 0103	994	223	22.43		82	1	126	1	1	0	7				
Precinct 103 - Absentee Reporting	994	79	7.95		35	1	37	2	1	0	2				
Precinct 103 - Early Vote Reporting	994	638	64.19		272	5	340	8	1	1	8				
Precinct 105 0105	1008	183	18.15		37	0	135	2	1	0	8				
Precinct 105 - Absentee Reporting	1008	199	19.74		54	1	131	4	2	0	3				
Precinct 105 - Early Vote Reporting	1008	703	69.74		283	1	403	3	4	0	6				
Precinct 107 0107	1140	247	21.67		84	2	144	4	2	0	8				
Precinct 107 - Absentee Reporting	1140	125	10.96		41	0	79	1	1	1	2				
Precinct 107 - Early Vote Reporting	1140	719	63.07		272	2	420	3	5	1	13				
Precinct 109 0109	1409	330	23.42		103	8	193	3	8	2	10				
Precinct 109 - Absentee Reporting	1409	36	2.56		12	2	20	1	0	0	0				
Precinct 109 - Early Vote Reporting	1409	817	57.98		354	2	409	12	8	2	22				
Precinct 111 0111	1394	418	29.99		157	7	206	10	8	3	24				
Precinct 111 - Absentee Reporting	1394	86	6.17		41	1	32	1	2	0	7				
Precinct 111 - Early Vote Reporting	1394	657	47.13		321	5	276	14	7	5	23				
Precinct 113 0113	1385	300	21.66		87	3	181	6	4	2	16				
Precinct 113 - Absentee Reporting	1385	121	8.74		31	0	82	0	2	0	3				
Precinct 113 - Early Vote Reporting	1385	900	64.98		340	1	503	19	7	3	22				
Precinct 201 0201	984	266	27.03		101	3	132	3	6	3	16				
Precinct 201 - Absentee Reporting	984	50	5.08		17	0	23	4	3	1	1				
Precinct 201 - Early Vote Reporting	984	532	54.07		222	6	254	10	9	11	17				
Precinct 203 0203	1239	340	27.44		140	5	165	7	5	2	15				
Precinct 203 - Absentee Reporting	1239	96	7.75		44	1	42	2	0	2	3				
Precinct 203 - Early Vote Reporting	1239	704	56.82		331	4	313	16	9	4	19				
Precinct 205 0205	1309	379	28.95		127	4	207	8	2	4	20				
Precinct 205 - Absentee Reporting	1309	120	9.17		49	1	61	3	1	0	2				
Precinct 205 - Early Vote Reporting	1309	747	57.07		341	11	348	14	6	6	14				
Precinct 207 0207	1141	280	24.54		100	2	147	6	7	1	12				
Precinct 207 - Absentee Reporting	1141	108	9.47		44	2	53	5	0	0	4				
Precinct 207 - Early Vote Reporting	1141	623	54.80		241	8	313	11	7	9	28				
Precinct 209 0209	837	260	31.06		106	3	115	9	12	3	11				
Precinct 209 - Absentee Reporting	837	62	7.41		17	1	35	0	4	0	4				
Precinct 209 - Early Vote Reporting	837	432	51.61		171	6	198	15	10	6	19				
Precinct 211 0211	845	260	30.77		86	4	144	5	4	1	15				
Precinct 211 - Absentee Reporting	845	44	5.21		12	0	29	0	0	0	2				
Precinct 211 - Early Vote Reporting	845	490	57.99		156	2	287	10	11	3	16				
Precinct 301 0301	952	253	26.58		85	6	122	10	5	5	16				
Precinct 301 - Absentee Reporting	952	73	7.67		33	3	33	1	0	0	2				
Precinct 301 - Early Vote Reporting	952	544	57.14		201	4	299	3	6	6	23				
Precinct 303 0303	889	238	26.77		82	3	121	5	5	3	17				
Precinct 303 - Absentee Reporting	889	72	8.10		28	0	37	5	1	0	1				
Precinct 303 - Early Vote Reporting	889	543	61.08		207	3	292	6	8	1	22				
Precinct 305 0305	1149	284	24.72		91	1	166	3	5	2	15				
Precinct 305 - Absentee Reporting	1149	103	8.96		38	3	50	2	1	0	7				
Precinct 305 - Early Vote Reporting	1149	705	61.36		273	5	387	10	4	0	25				
Precinct 307 0307	1745	552	31.63		242	6	232	10	20	0	32				
Precinct 307 - Absentee Reporting	1745	84	4.81		28	1	48	2	1	1	2				
Precinct 307 - Early Vote Reporting	1745	937	53.70		428	11	404	20	14	8	45				
Precinct 309 0309	1413	301	21.30		74	2	207	4	2	0	11				
Precinct 309 - Absentee Reporting	1413	112	7.93		30	0	77	2	1	0	1				
Precinct 309 - Early Vote Reporting	1413	921	65.18		319	6	560	10	9	0	15				
Precinct 401 0401	899	243	27.03		103	7	105	4	7	1	14				
Precinct 401 - Absentee Reporting	899	45	5.01		23	0	19	1	0	1	1				
Precinct 401 - Early Vote Reporting	899	521	57.95		236	3	234	14	10	3	15				
Precinct 403 0403	1517	339	22.35		130	3	156	6	8	2	24				
Precinct 403 - Absentee Reporting	1517	121	7.98		54	1	57	3	0	1	4				
Precinct 403 - Early Vote Reporting	1517	883	58.21		380	3	430	15	15	6	28				
Precinct 405 0405	1145	294	25.68		119	2	133	7	3	3	20				

100003	U.S. SENATOR														
	Registration	Ballots Cast	Turnout (%)		CORTEZ MASTO, CATHERINE	GUMINA, TONY	HECK, JOE	JONES, TOM	SAWYER, THOMAS "TOM"	WILLIAMS, JARROD M.	NONE OF THESE CANDIDATE				
Precinct 405 - Absentee Reporting	1145	92	8.03		36	0	44	2	3	1	4				
Precinct 405 - Early Vote Reportir	1145	684	59.74		277	4	346	16	8	6	25				
Precinct 407 0407	1009	278	27.55		94	1	150	7	7	3	12				
Precinct 407 - Absentee Reporting	1009	60	5.95		11	1	45	1	1	0	0				
Precinct 407 - Early Vote Reportir	1009	581	57.58		177	5	353	5	11	4	20				
Precinct 409 0409	1168	255	21.83		100	1	125	9	3	6	8				
Precinct 409 - Absentee Reporting	1168	109	9.33		52	0	47	2	2	0	4				
Precinct 409 - Early Vote Reportir	1168	700	59.93		322	3	332	12	6	3	20				
Precinct 411 0411	704	149	21.16		37	0	93	3	1	4	10				
Precinct 411 - Absentee Reporting	704	74	10.51		19	0	48	3	1	0	2				
Precinct 411 - Early Vote Reportir	704	455	64.63		152	2	279	6	2	4	8				
Precinct 997 997	10	0	0.00		0		0	0	0	0	0				
Precinct 997 - Absentee Reporting	10	10	100.00				*****	Insufficient Turnout to Protect Voter Privacy				*****			
Precinct 997 - Early Vote Reportir	10	0	0.00		0	0	0	0	0	0	0				
Precinct 999 0999	0	0	0.00		0	0	0	0	0	0	0				
Precinct 999 - Absentee Reporting	0	0	0.00		0	0	0	0	0	0	0				
Precinct 999 - Early Vote Reportir	0	0	0.00		0	0	0	0	0	0	0				
Precinct Totals	27295	6935	25.41		2449	78	3640	140	136	52	359				
Absentee Reporting Totals	27295	2148	7.87		781	20	1169	49	28	8	62				
Early Vote Reporting Totals	27295	15966	58.49		6511	103	8218	259	194	96	474				
Grand Totals	27295	25049	91.77		9741	201	13027	448	358	156	895				





100004	REP IN CONGRESS, DIST. 2														
	Registration	Ballots Cast	Turnout (%)		AMODEI, MARK E.	EVANS, H.D. "CHIP"	EVERHART, JOHN H.	KNIGHT, DREW							
Precinct 405 - Absentee Reporting	1145	92	8.03		49	35	4	1							
Precinct 405 - Early Vote Reporting	1145	684	59.74		405	240	8	12							
Precinct 407 0407	1009	278	27.55		169	73	13	8							
Precinct 407 - Absentee Reporting	1009	60	5.95		48	9	0	1							
Precinct 407 - Early Vote Reporting	1009	581	57.58		389	141	17	13							
Precinct 409 0409	1168	255	21.83		134	92	11	10							
Precinct 409 - Absentee Reporting	1168	109	9.33		56	43	3	2							
Precinct 409 - Early Vote Reporting	1168	700	59.93		377	278	15	17							
Precinct 411 0411	704	149	21.16		103	28	8	5							
Precinct 411 - Absentee Reporting	704	74	10.51		53	18	0	1							
Precinct 411 - Early Vote Reporting	704	455	64.63		313	127	8	4							
Precinct 997 997	10	0	0.00		0	0	0	0							
Precinct 997 - Absentee Reporting	10	10	100.00												
Precinct 997 - Early Vote Reporting	10	0	0.00		0	0	0	0							
Precinct 999 0999	0	0	0.00		0	0	0	0							
Precinct 999 - Absentee Reporting	0	0	0.00		0	0	0	0							
Precinct 999 - Early Vote Reporting	0	0	0.00		0	0	0	0							
Precinct Totals	27295	6935	25.41		4059	2096	244	220							
Absentee Reporting Totals	27295	2148	7.87		1291	688	49	40							
Early Vote Reporting Totals	27295	15966	58.49		9244	5667	384	289							
Grand Totals	27295	25049	91.77		14594	8451	677	549							

\*\*\*\*\* Insufficient Turnout to Protect Voter Privacy \*\*\*\*\*

STATE ASSEMBLY DIST. 40													
100005	Registration	Ballots Cast	Turnout (%)		GREEDY, MICHAEL L.	KRAMER, AL	WAGNER, JOHN						
Precinct 101 0101	1010	263	26.04		74	139	30						
Precinct 101 - Absentee Reporting	1010	67	6.63		17	44	5						
Precinct 101 - Early Vote Reporting	1010	530	52.48		214	252	40						
Precinct 103 0103	994	223	22.43		52	139	15						
Precinct 103 - Absentee Reporting	994	79	7.95		29	41	4						
Precinct 103 - Early Vote Reporting	994	638	64.19		226	374	26						
Precinct 105 0105	1008	183	18.15		30	136	7						
Precinct 105 - Absentee Reporting	1008	199	19.74		37	137	8						
Precinct 105 - Early Vote Reporting	1008	703	69.74		228	434	32						
Precinct 107 0107	1140	247	21.67		58	152	14						
Precinct 107 - Absentee Reporting	1140	125	10.96		32	85	4						
Precinct 107 - Early Vote Reporting	1140	719	63.07		206	448	32						
Precinct 109 0109	1409	330	23.42		83	206	22						
Precinct 109 - Absentee Reporting	1409	36	2.56		11	19	2						
Precinct 109 - Early Vote Reporting	1409	817	57.98		272	463	42						
Precinct 111 0111	1394	418	29.99		144	205	37						
Precinct 111 - Absentee Reporting	1394	86	6.17		35	43	4						
Precinct 111 - Early Vote Reporting	1394	657	47.13		278	301	46						
Precinct 113 0113	1385	300	21.66		68	197	24						
Precinct 113 - Absentee Reporting	1385	121	8.74		22	85	2						
Precinct 113 - Early Vote Reporting	1385	900	64.98		288	541	47						
Precinct 201 0201	984	266	27.03		81	134	30						
Precinct 201 - Absentee Reporting	984	50	5.08		13	28	6						
Precinct 201 - Early Vote Reporting	984	532	54.07		185	287	45						
Precinct 203 0203	1239	340	27.44		123	162	39						
Precinct 203 - Absentee Reporting	1239	96	7.75		44	43	3						
Precinct 203 - Early Vote Reporting	1239	704	56.82		291	329	54						
Precinct 205 0205	1309	379	28.95		125	210	24						
Precinct 205 - Absentee Reporting	1309	120	9.17		35	63	10						
Precinct 205 - Early Vote Reporting	1309	747	57.07		301	371	46						
Precinct 207 0207	1141	280	24.54		74	160	25						
Precinct 207 - Absentee Reporting	1141	108	9.47		41	56	7						
Precinct 207 - Early Vote Reporting	1141	623	54.60		205	335	47						
Precinct 209 0209	837	260	31.06		83	133	27						
Precinct 209 - Absentee Reporting	837	62	7.41		16	40	4						
Precinct 209 - Early Vote Reporting	837	432	51.61		149	227	41						
Precinct 211 0211	845	260	30.77		63	157	22						
Precinct 211 - Absentee Reporting	845	44	5.21		9	29	2						
Precinct 211 - Early Vote Reporting	845	490	57.99		132	304	38						
Precinct 301 0301	952	253	26.58		79	125	32						
Precinct 301 - Absentee Reporting	952	73	7.67		22	39	9						
Precinct 301 - Early Vote Reporting	952	544	57.14		172	314	37						
Precinct 303 0303	889	238	26.77		64	140	16						
Precinct 303 - Absentee Reporting	889	72	8.10		23	40	5						
Precinct 303 - Early Vote Reporting	889	543	61.08		165	329	29						
Precinct 305 0305	1149	284	24.72		73	175	23						
Precinct 305 - Absentee Reporting	1149	103	8.96		31	60	5						
Precinct 305 - Early Vote Reporting	1149	705	61.36		207	434	44						
Precinct 307 0307	1745	552	31.63		215	245	52						
Precinct 307 - Absentee Reporting	1745	84	4.81		21	51	6						
Precinct 307 - Early Vote Reporting	1745	937	53.70		350	477	67						
Precinct 309 0309	1413	301	21.30		53	202	24						
Precinct 309 - Absentee Reporting	1413	112	7.93		23	76	8						
Precinct 309 - Early Vote Reporting	1413	921	65.18		228	612	56						
Precinct 401 0401	899	243	27.03		74	128	25						
Precinct 401 - Absentee Reporting	899	45	5.01		19	23	0						
Precinct 401 - Early Vote Reporting	899	521	57.95		186	274	45						
Precinct 403 0403	1517	339	22.35		121	157	35						
Precinct 403 - Absentee Reporting	1517	121	7.98		46	66	4						
Precinct 403 - Early Vote Reporting	1517	883	58.21		312	458	79						
Precinct 405 0405	1145	294	25.68		105	142	27						



NEVADA												
100006	Registration	Ballots Cast	Turnout (%)	SUPREME COURT JUSTICE, SEAT A HARDESTY, JIM	NONE OF THESE CANDIDATE	SUPREME COURT JUSTICE, SEAT E PARRAGUIRRE, RON D.	NONE OF THESE CANDIDATE	COURT OF APPEALS DEPT. 1 TAO, JERRY	NONE OF THESE CANDIDATE	COURT OF APPEALS DEPT. 2 GIBBONS, MICHAEL	NONE OF THESE CANDIDATE	
Precinct 101 0101	1010	263	26.04	166	66	161	72	161	71	167	70	
Precinct 101 - Absentee Reporting	1010	67	6.63	50	10	50	10	50	10	51	9	
Precinct 101 - Early Vote Reporting	1010	530	52.48	366	98	360	107	342	112	368	104	
Precinct 103 0103	994	223	22.43	156	39	155	38	150	39	164	27	
Precinct 103 - Absentee Reporting	994	79	7.95	52	11	51	10	51	12	50	15	
Precinct 103 - Early Vote Reporting	994	638	64.19	472	107	460	111	458	111	467	105	
Precinct 105 0105	1008	183	18.15	121	34	123	32	114	38	124	29	
Precinct 105 - Absentee Reporting	1008	199	19.74	121	40	110	47	109	46	130	30	
Precinct 105 - Early Vote Reporting	1008	703	69.74	526	93	508	106	486	114	519	91	
Precinct 107 0107	1140	247	21.67	163	46	163	47	154	50	161	47	
Precinct 107 - Absentee Reporting	1140	125	10.96	83	24	82	25	80	25	86	21	
Precinct 107 - Early Vote Reporting	1140	719	63.07	524	126	517	126	493	142	520	125	
Precinct 109 0109	1409	330	23.42	235	57	220	72	221	69	230	61	
Precinct 109 - Absentee Reporting	1409	36	2.56	20	7	20	7	18	8	22	5	
Precinct 109 - Early Vote Reporting	1409	817	57.98	612	122	574	147	549	164	586	135	
Precinct 111 0111	1394	418	29.99	268	109	260	119	268	109	272	105	
Precinct 111 - Absentee Reporting	1394	86	6.17	52	20	52	20	51	20	52	20	
Precinct 111 - Early Vote Reporting	1394	657	47.13	446	148	437	157	430	168	456	146	
Precinct 113 0113	1385	300	21.66	216	61	211	63	207	67	215	64	
Precinct 113 - Absentee Reporting	1385	121	8.74	80	19	74	25	71	28	76	24	
Precinct 113 - Early Vote Reporting	1385	900	64.98	660	139	640	159	617	172	656	144	
Precinct 201 0201	984	266	27.03	168	66	163	69	158	73	175	58	
Precinct 201 - Absentee Reporting	984	50	5.08	34	8	32	11	30	12	33	10	
Precinct 201 - Early Vote Reporting	984	532	54.07	371	111	366	112	362	110	383	93	
Precinct 203 0203	1239	340	27.44	226	90	224	93	232	84	235	80	
Precinct 203 - Absentee Reporting	1239	96	7.75	65	18	65	17	62	21	64	18	
Precinct 203 - Early Vote Reporting	1239	704	56.82	496	141	489	149	478	149	498	138	
Precinct 205 0205	1309	379	28.95	253	86	247	92	246	89	255	83	
Precinct 205 - Absentee Reporting	1309	120	9.17	65	37	63	39	62	39	67	33	
Precinct 205 - Early Vote Reporting	1309	747	57.07	539	136	510	161	508	155	535	138	
Precinct 207 0207	1141	280	24.54	189	59	184	65	178	69	190	59	
Precinct 207 - Absentee Reporting	1141	108	9.47	84	15	82	16	76	22	83	17	
Precinct 207 - Early Vote Reporting	1141	623	54.60	426	127	422	134	412	137	439	118	
Precinct 209 0209	837	260	31.06	159	71	159	72	167	63	174	60	
Precinct 209 - Absentee Reporting	837	62	7.41	40	17	37	18	41	14	41	16	
Precinct 209 - Early Vote Reporting	837	432	51.61	299	100	292	104	292	106	306	95	
Precinct 211 0211	845	260	30.77	188	51	186	55	183	56	182	58	
Precinct 211 - Absentee Reporting	845	44	5.21	28	11	29	10	29	10	30	10	
Precinct 211 - Early Vote Reporting	845	490	57.99	361	81	356	85	357	80	369	74	
Precinct 301 0301	952	253	26.58	181	50	177	56	171	60	183	47	
Precinct 301 - Absentee Reporting	952	73	7.67	49	17	45	19	45	18	49	15	
Precinct 301 - Early Vote Reporting	952	544	57.14	405	101	394	111	375	120	399	104	
Precinct 303 0303	889	238	26.77	160	56	154	62	156	58	172	44	
Precinct 303 - Absentee Reporting	889	72	8.10	52	13	53	13	53	13	54	14	
Precinct 303 - Early Vote Reporting	889	543	61.08	411	85	406	90	398	91	416	83	
Precinct 305 0305	1149	284	24.72	214	49	205	56	204	55	216	46	
Precinct 305 - Absentee Reporting	1149	103	8.96	72	18	66	21	66	21	72	17	
Precinct 305 - Early Vote Reporting	1149	705	61.36	542	107	533	108	518	116	546	101	
Precinct 307 0307	1745	552	31.63	354	142	347	152	352	146	366	131	
Precinct 307 - Absentee Reporting	1745	84	4.81	57	14	53	17	53	17	58	14	
Precinct 307 - Early Vote Reporting	1745	937	53.70	641	210	628	225	621	225	665	188	
Precinct 309 0309	1413	301	21.30	200	62	191	70	192	68	202	62	
Precinct 309 - Absentee Reporting	1413	112	7.93	72	20	73	19	72	18	75	17	
Precinct 309 - Early Vote Reporting	1413	921	65.18	677	153	670	162	655	166	704	135	
Precinct 401 0401	899	243	27.03	160	66	157	68	155	66	154	70	
Precinct 401 - Absentee Reporting	899	45	5.01	29	9	30	9	29	8	30	9	
Precinct 401 - Early Vote Reporting	899	521	57.95	383	97	371	109	372	109	380	105	
Precinct 403 0403	1517	339	22.35	231	73	226	78	214	93	228	77	
Precinct 403 - Absentee Reporting	1517	121	7.98	91	19	89	20	87	23	96	16	
Precinct 403 - Early Vote Reporting	1517	883	58.21	601	209	591	214	575	232	601	201	
Precinct 405 0405	1145	294	25.68	191	68	184	73	178	74	187	66	

NEVADA													
100006	Registration	Ballots Cast	Turnout (%)	SUPREME COURT JUSTICE, SEAT A HARDESTY, JIM	NONE OF THESE CANDIDATE	SUPREME COURT JUSTICE, SEAT E PARRAGUIRRE, RON D.	NONE OF THESE CANDIDATE	COURT OF APPEALS DEPT. 1 TAO, JERRY	NONE OF THESE CANDIDATE	COURT OF APPEALS DEPT. 2 GIBBONS, MICHAEL	NONE OF THESE CANDIDATE		
Precinct 405 - Absentee Reporting	1145	92	8.03	67	18	64	18	58	25	67	18		
Precinct 405 - Early Vote Reportir	1145	684	59.74	513	106	489	129	479	131	508	112		
Precinct 407 0407	1009	278	27.55	179	70	173	74	178	72	186	65		
Precinct 407 - Absentee Reporting	1009	60	5.95	43	11	37	16	32	20	46	8		
Precinct 407 - Early Vote Reportir	1009	581	57.58	415	119	410	115	392	119	418	105		
Precinct 409 0409	1168	255	21.83	165	63	168	61	159	64	170	52		
Precinct 409 - Absentee Reporting	1168	109	9.33	80	14	74	21	74	21	77	22		
Precinct 409 - Early Vote Reportir	1168	700	59.93	498	141	494	141	477	143	520	120		
Precinct 411 0411	704	149	21.16	107	29	103	31	100	37	104	33		
Precinct 411 - Absentee Reporting	704	74	10.51	55	9	55	9	51	13	59	5		
Precinct 411 - Early Vote Reportir	704	455	64.63	367	57	363	62	356	68	370	59		
Precinct Totals	27285	6935	25.42	4650	1563	4541	1670	4498	1670	4712	1494		
Absentee Reporting Totals	27285	2138	7.84	1441	399	1386	437	1350	464	1468	381		
Early Vote Reporting Totals	27285	15966	58.52	11551	2914	11280	3124	11002	3240	11629	2819		
Grand Totals	27285	25039	91.77	17642	4876	17207	5231	16850	5374	17809	4694		

NEVADA												
100006	Registration	Ballots Cast	Turnout (%)	SUPREME COURT JUSTICE, SEAT A HARDESTY, JIM	NONE OF THESE CANDIDATE	SUPREME COURT JUSTICE, SEAT E PARRAGUIRRE, RON D.	NONE OF THESE CANDIDATE	COURT OF APPEALS DEPT. 1 TAO, JERRY	NONE OF THESE CANDIDATE	COURT OF APPEALS DEPT. 2 GIBBONS, MICHAEL	NONE OF THESE CANDIDATE	
Precinct 101 0101	1010	263	26.04	166	66	161	72	161	71	167	70	
Precinct 101 - Absentee Reporting	1010	67	6.63	50	10	50	10	50	10	51	9	
Precinct 101 - Early Vote Reportir	1010	530	52.48	366	98	360	107	342	112	368	104	
Precinct 103 0103	994	223	22.43	156	39	155	38	150	39	164	27	
Precinct 103 - Absentee Reporting	994	79	7.95	52	11	51	10	51	12	50	15	
Precinct 103 - Early Vote Reportir	994	638	64.19	472	107	460	111	458	111	467	105	
Precinct 105 0105	1008	183	18.15	121	34	123	32	114	38	124	29	
Precinct 105 - Absentee Reporting	1008	199	19.74	121	40	110	47	109	46	130	30	
Precinct 105 - Early Vote Reportir	1008	703	69.74	526	93	508	106	486	114	519	91	
Precinct 107 0107	1140	247	21.67	163	46	163	47	154	50	161	47	
Precinct 107 - Absentee Reporting	1140	125	10.96	83	24	82	25	80	25	86	21	
Precinct 107 - Early Vote Reportir	1140	719	63.07	524	126	517	126	493	142	520	125	
Precinct 109 0109	1409	330	23.42	235	57	220	72	221	69	230	61	
Precinct 109 - Absentee Reporting	1409	36	2.56	20	7	20	7	18	8	22	5	
Precinct 109 - Early Vote Reportir	1409	817	57.98	612	122	574	147	549	164	586	135	
Precinct 111 0111	1394	418	29.99	268	109	260	119	268	109	272	105	
Precinct 111 - Absentee Reporting	1394	86	6.17	52	20	52	20	51	20	52	20	
Precinct 111 - Early Vote Reportir	1394	657	47.13	446	148	437	157	430	168	456	146	
Precinct 113 0113	1385	300	21.66	216	61	211	63	207	67	215	64	
Precinct 113 - Absentee Reporting	1385	121	8.74	80	19	74	25	71	28	76	24	
Precinct 113 - Early Vote Reportir	1385	900	64.98	660	139	640	159	617	172	656	144	
Precinct 201 0201	984	266	27.03	168	66	163	69	158	73	175	58	
Precinct 201 - Absentee Reporting	984	50	5.08	34	8	32	11	30	12	33	10	
Precinct 201 - Early Vote Reportir	984	532	54.07	371	111	366	112	362	110	383	93	
Precinct 203 0203	1239	340	27.44	226	90	224	93	232	84	235	80	
Precinct 203 - Absentee Reporting	1239	96	7.75	65	18	65	17	62	21	64	18	
Precinct 203 - Early Vote Reportir	1239	704	56.82	496	141	489	149	478	149	498	138	
Precinct 205 0205	1309	379	28.95	253	86	247	92	246	89	255	83	
Precinct 205 - Absentee Reporting	1309	120	9.17	65	37	63	39	62	39	67	33	
Precinct 205 - Early Vote Reportir	1309	747	57.07	539	136	510	161	508	155	535	138	
Precinct 207 0207	1141	280	24.54	189	59	184	65	178	69	190	59	
Precinct 207 - Absentee Reporting	1141	108	9.47	84	15	82	16	76	22	83	17	
Precinct 207 - Early Vote Reportir	1141	623	54.60	426	127	422	134	412	137	439	118	
Precinct 209 0209	837	260	31.06	159	71	159	72	167	63	174	60	
Precinct 209 - Absentee Reporting	837	62	7.41	40	17	37	18	41	14	41	16	
Precinct 209 - Early Vote Reportir	837	432	51.61	299	100	292	104	292	106	306	95	
Precinct 211 0211	845	260	30.77	188	51	186	55	183	56	182	58	
Precinct 211 - Absentee Reporting	845	44	5.21	28	11	29	10	29	10	30	10	
Precinct 211 - Early Vote Reportir	845	490	57.99	361	81	356	85	357	80	369	74	
Precinct 301 0301	952	253	26.58	181	50	177	56	171	60	183	47	
Precinct 301 - Absentee Reporting	952	73	7.67	49	17	45	19	45	18	49	15	
Precinct 301 - Early Vote Reportir	952	544	57.14	405	101	394	111	375	120	399	104	
Precinct 303 0303	889	238	26.77	160	56	154	62	156	58	172	44	
Precinct 303 - Absentee Reporting	889	72	8.10	52	13	53	13	53	13	54	12	
Precinct 303 - Early Vote Reportir	889	543	61.08	411	85	406	90	398	91	416	83	
Precinct 305 0305	1149	284	24.72	214	49	205	56	204	55	216	46	
Precinct 305 - Absentee Reporting	1149	103	8.96	72	18	66	21	66	21	72	17	
Precinct 305 - Early Vote Reportir	1149	705	61.36	542	107	533	108	518	116	546	101	
Precinct 307 0307	1745	552	31.63	354	142	347	152	352	146	366	131	
Precinct 307 - Absentee Reporting	1745	84	4.81	57	14	53	17	53	17	58	14	
Precinct 307 - Early Vote Reportir	1745	937	53.70	641	210	628	225	621	225	665	188	
Precinct 309 0309	1413	301	21.30	200	62	191	70	192	68	202	62	
Precinct 309 - Absentee Reporting	1413	112	7.93	72	20	73	19	72	18	75	17	
Precinct 309 - Early Vote Reportir	1413	921	65.18	677	153	670	162	655	166	704	135	
Precinct 401 0401	899	243	27.03	160	66	157	68	155	66	154	70	
Precinct 401 - Absentee Reporting	899	45	5.01	29	9	30	9	29	8	30	9	
Precinct 401 - Early Vote Reportir	899	521	57.95	383	97	371	109	372	109	380	105	
Precinct 403 0403	1517	339	22.35	231	73	226	78	214	93	228	77	
Precinct 403 - Absentee Reporting	1517	121	7.98	91	19	89	20	87	23	96	16	
Precinct 403 - Early Vote Reportir	1517	883	58.21	601	209	591	214	575	232	601	201	
Precinct 405 0405	1145	294	25.68	191	68	184	73	178	74	187	66	

NEVADA													
100006	Registration	Ballots Cast	Turnout (%)	SUPREME COURT JUSTICE, SEAT A HARDESTY, JIM	NONE OF THESE CANDIDATE	SUPREME COURT JUSTICE, SEAT E PARRAGUIRE, RON D.	NONE OF THESE CANDIDATE	COURT OF APPEALS DEPT. 1 TAO, JERRY	NONE OF THESE CANDIDATE	COURT OF APPEALS DEPT. 2 GIBBONS, MICHAEL	NONE OF THESE CANDIDATE		
Precinct 405 - Absentee Reporting	1145	92	8.03	67	18	64	18	58	25	67	18		
Precinct 405 - Early Vote Reporting	1145	684	59.74	513	106	489	129	479	131	508	112		
Precinct 407 0407	1009	278	27.55	179	70	173	74	178	72	186	65		
Precinct 407 - Absentee Reporting	1009	60	5.95	43	11	37	16	32	20	46	8		
Precinct 407 - Early Vote Reporting	1009	581	57.58	415	119	410	115	392	119	418	105		
Precinct 409 0409	1168	255	21.83	165	63	168	61	159	64	170	52		
Precinct 409 - Absentee Reporting	1168	109	9.33	80	14	74	21	74	21	77	22		
Precinct 409 - Early Vote Reporting	1168	700	59.93	498	141	494	141	477	143	520	120		
Precinct 411 0411	704	149	21.16	107	29	103	31	100	37	104	33		
Precinct 411 - Absentee Reporting	704	74	10.51	55	9	55	9	51	13	59	5		
Precinct 411 - Early Vote Reporting	704	455	64.63	367	57	363	62	356	68	370	59		
Precinct Totals	27285	6935	25.42	4650	1563	4541	1670	4498	1670	4712	1494		
Absentee Reporting Totals	27285	2138	7.84	1441	399	1386	437	1350	464	1468	381		
Early Vote Reporting Totals	27285	15966	58.52	11551	2914	11280	3124	11002	3240	11629	2819		
Grand Totals	27285	25039	91.77	17642	4876	17207	5231	16850	5374	17809	4694		

NEVADA												
100006	Registration	Ballots Cast	Turnout (%)	SUPREME COURT JUSTICE, SEAT A HARDESTY, JIM	NONE OF THESE CANDIDATE	SUPREME COURT JUSTICE, SEAT E PARRAGUIRRE, RON D.	NONE OF THESE CANDIDATE	COURT OF APPEALS DEPT. 1 TAO, JERRY	NONE OF THESE CANDIDATE	COURT OF APPEALS DEPT. 2 GIBBONS, MICHAEL	NONE OF THESE CANDIDATE	
Precinct 101 0101	1010	263	26.04	166	66	161	72	161	71	167	70	
Precinct 101 - Absentee Reporting	1010	67	6.63	50	10	50	10	50	10	51	9	
Precinct 101 - Early Vote Reporting	1010	530	52.48	366	98	360	107	342	112	368	104	
Precinct 103 0103	994	223	22.43	156	39	155	38	150	39	164	27	
Precinct 103 - Absentee Reporting	994	79	7.95	52	11	51	10	51	12	50	15	
Precinct 103 - Early Vote Reporting	994	638	64.19	472	107	460	111	458	111	467	105	
Precinct 105 0105	1008	183	18.15	121	34	123	32	114	38	124	29	
Precinct 105 - Absentee Reporting	1008	199	19.74	121	40	110	47	109	46	130	30	
Precinct 105 - Early Vote Reporting	1008	703	69.74	526	93	508	106	486	114	519	91	
Precinct 107 0107	1140	247	21.67	163	46	163	47	154	50	161	47	
Precinct 107 - Absentee Reporting	1140	125	10.96	83	24	82	25	80	25	86	21	
Precinct 107 - Early Vote Reporting	1140	719	63.07	524	126	517	126	493	142	520	125	
Precinct 109 0109	1409	330	23.42	235	57	220	72	221	69	230	61	
Precinct 109 - Absentee Reporting	1409	36	2.56	20	7	20	7	18	8	22	5	
Precinct 109 - Early Vote Reporting	1409	817	57.98	612	122	574	147	549	164	586	135	
Precinct 111 0111	1394	418	29.99	268	109	260	119	268	109	272	105	
Precinct 111 - Absentee Reporting	1394	86	6.17	52	20	52	20	51	20	52	20	
Precinct 111 - Early Vote Reporting	1394	657	47.13	446	148	437	157	430	168	456	146	
Precinct 113 0113	1385	300	21.66	216	61	211	63	207	67	215	64	
Precinct 113 - Absentee Reporting	1385	121	8.74	80	19	74	25	71	28	76	24	
Precinct 113 - Early Vote Reporting	1385	900	64.98	660	139	640	159	617	172	656	144	
Precinct 201 0201	984	266	27.03	168	66	163	69	158	73	175	58	
Precinct 201 - Absentee Reporting	984	50	5.08	34	8	32	11	30	12	33	10	
Precinct 201 - Early Vote Reporting	984	532	54.07	371	111	366	112	362	110	383	93	
Precinct 203 0203	1239	340	27.44	226	90	224	93	232	84	235	80	
Precinct 203 - Absentee Reporting	1239	96	7.75	65	18	65	17	62	21	64	18	
Precinct 203 - Early Vote Reporting	1239	704	56.82	496	141	489	149	478	149	498	138	
Precinct 205 0205	1309	379	28.95	253	86	247	92	246	89	255	83	
Precinct 205 - Absentee Reporting	1309	120	9.17	65	37	63	39	62	39	67	33	
Precinct 205 - Early Vote Reporting	1309	747	57.07	539	136	510	161	508	155	535	138	
Precinct 207 0207	1141	280	24.54	189	59	184	65	178	69	190	59	
Precinct 207 - Absentee Reporting	1141	108	9.47	84	15	82	16	76	22	83	17	
Precinct 207 - Early Vote Reporting	1141	623	54.60	426	127	422	134	412	137	439	118	
Precinct 209 0209	837	260	31.06	159	71	159	72	167	63	174	60	
Precinct 209 - Absentee Reporting	837	62	7.41	40	17	37	18	41	14	41	16	
Precinct 209 - Early Vote Reporting	837	432	51.61	299	100	292	104	292	106	306	95	
Precinct 211 0211	845	260	30.77	188	51	186	55	183	56	182	58	
Precinct 211 - Absentee Reporting	845	44	5.21	28	11	29	10	29	10	30	10	
Precinct 211 - Early Vote Reporting	845	490	57.99	361	81	356	85	357	80	369	74	
Precinct 301 0301	952	253	26.58	181	50	177	56	171	60	183	47	
Precinct 301 - Absentee Reporting	952	73	7.67	49	17	45	19	45	18	49	15	
Precinct 301 - Early Vote Reporting	952	544	57.14	405	101	394	111	375	120	399	104	
Precinct 303 0303	889	238	26.77	180	56	154	62	156	58	172	44	
Precinct 303 - Absentee Reporting	889	72	8.10	52	13	53	13	53	13	54	12	
Precinct 303 - Early Vote Reporting	889	543	61.08	411	85	406	90	398	91	416	83	
Precinct 305 0305	1149	284	24.72	214	49	205	56	204	55	216	46	
Precinct 305 - Absentee Reporting	1149	103	8.96	72	18	66	21	66	21	72	17	
Precinct 305 - Early Vote Reporting	1149	705	61.36	542	107	533	108	518	116	546	101	
Precinct 307 0307	1745	552	31.63	354	142	347	152	352	146	366	131	
Precinct 307 - Absentee Reporting	1745	84	4.81	57	14	53	17	53	17	58	14	
Precinct 307 - Early Vote Reporting	1745	937	53.70	641	210	628	225	621	225	665	188	
Precinct 309 0309	1413	301	21.30	200	62	191	70	192	68	202	62	
Precinct 309 - Absentee Reporting	1413	112	7.93	72	20	73	19	72	18	75	17	
Precinct 309 - Early Vote Reporting	1413	921	65.18	677	153	670	162	655	166	704	135	
Precinct 401 0401	899	243	27.03	160	66	157	68	155	66	154	70	
Precinct 401 - Absentee Reporting	899	45	5.01	29	9	30	9	29	8	30	9	
Precinct 401 - Early Vote Reporting	899	521	57.95	383	97	371	109	372	109	380	105	
Precinct 403 0403	1517	339	22.35	231	73	226	78	214	93	228	77	
Precinct 403 - Absentee Reporting	1517	121	7.98	91	19	89	20	87	23	96	16	
Precinct 403 - Early Vote Reporting	1517	883	58.21	601	209	591	214	575	232	601	201	
Precinct 405 0405	1145	294	25.68	191	68	184	73	178	74	187	66	



NEVADA													
100006	Registration	Ballots Cast	Turnout (%)	SUPREME COURT JUSTICE, SEAT A HARDESTY, JIM	NONE OF THESE CANDIDATE	SUPREME COURT JUSTICE, SEAT E PARRAGUIRRE, RON D.	NONE OF THESE CANDIDATE	COURT OF APPEALS DEPT. 1 TAO, JERRY	NONE OF THESE CANDIDATE	COURT OF APPEALS DEPT. 2 GIBBONS, MICHAEL	NONE OF THESE CANDIDATE		
Precinct 405 - Absentee Reporting	1145	92	8.03	67	18	64	18	58	25	67	18		
Precinct 405 - Early Vote Reporting	1145	684	59.74	513	106	489	129	479	131	508	112		
Precinct 407 0407	1009	278	27.55	179	70	173	74	178	72	186	65		
Precinct 407 - Absentee Reporting	1009	60	5.95	43	11	37	16	32	20	46	8		
Precinct 407 - Early Vote Reporting	1009	581	57.58	415	119	410	115	392	119	418	105		
Precinct 409 0409	1168	255	21.83	165	63	168	61	159	64	170	52		
Precinct 409 - Absentee Reporting	1168	109	9.33	80	14	74	21	74	21	77	22		
Precinct 409 - Early Vote Reporting	1168	700	59.93	498	141	494	141	477	143	520	120		
Precinct 411 0411	704	149	21.16	107	29	103	31	100	37	104	33		
Precinct 411 - Absentee Reporting	704	74	10.51	55	9	55	9	51	13	59	5		
Precinct 411 - Early Vote Reporting	704	455	64.63	367	57	363	62	356	68	370	59		
Precinct Totals	27285	6935	25.42	4650	1563	4541	1670	4498	1670	4712	1494		
Absentee Reporting Totals	27285	2138	7.84	1441	399	1386	437	1350	464	1468	381		
Early Vote Reporting Totals	27285	15966	58.52	11551	2914	11280	3124	11002	3240	11629	2819		
Grand Totals	27285	25039	91.77	17642	4876	17207	5231	16850	5374	17809	4694		

100006		NEVADA													
	Registration	Ballots Cast	Turnout (%)	SUPREME COURT JUSTICE, SEAT A HARDESTY, JIM	NONE OF THESE CANDIDATE	SUPREME COURT JUSTICE, SEAT E PARRAGUIRRE, RON D.	NONE OF THESE CANDIDATE	COURT OF APPEALS DEPT. 1 TAO, JERRY	NONE OF THESE CANDIDATE	COURT OF APPEALS DEPT. 2 GIBBONS, MICHAEL	NONE OF THESE CANDIDATE				
Precinct 101 0101	1010	263	26.04	166	66	161	72	161	71	167	70				
Precinct 101 - Absentee Reportin	1010	67	6.63	50	10	50	10	50	10	51	9				
Precinct 101 - Early Vote Reportir	1010	530	52.48	366	98	360	107	342	112	368	104				
Precinct 103 0103	994	223	22.43	156	39	155	38	150	39	164	27				
Precinct 103 - Absentee Reportin	994	79	7.95	52	11	51	10	51	12	50	15				
Precinct 103 - Early Vote Reportir	994	638	64.19	472	107	460	111	458	111	467	105				
Precinct 105 0105	1008	183	18.15	121	34	123	32	114	38	124	29				
Precinct 105 - Absentee Reportin	1008	199	19.74	121	40	110	47	109	46	130	30				
Precinct 105 - Early Vote Reportir	1008	703	69.74	526	93	508	106	486	114	519	91				
Precinct 107 0107	1140	247	21.67	163	46	163	47	154	50	161	47				
Precinct 107 - Absentee Reportin	1140	125	10.96	83	24	82	25	80	25	86	21				
Precinct 107 - Early Vote Reportir	1140	719	63.07	524	126	517	126	493	142	520	125				
Precinct 109 0109	1409	330	23.42	235	57	220	72	221	69	230	61				
Precinct 109 - Absentee Reportin	1409	36	2.56	20	7	20	7	18	8	22	5				
Precinct 109 - Early Vote Reportir	1409	817	57.98	612	122	574	147	549	164	586	135				
Precinct 111 0111	1394	418	29.99	268	109	260	119	268	109	272	105				
Precinct 111 - Absentee Reportin	1394	86	6.17	52	20	52	20	51	20	52	20				
Precinct 111 - Early Vote Reportir	1394	657	47.13	446	148	437	157	430	168	456	146				
Precinct 113 0113	1385	300	21.66	216	61	211	63	207	67	215	64				
Precinct 113 - Absentee Reportin	1385	121	8.74	80	19	74	25	71	28	76	24				
Precinct 113 - Early Vote Reportir	1385	900	64.98	660	139	640	159	617	172	656	144				
Precinct 201 0201	984	266	27.03	168	66	163	69	158	73	175	58				
Precinct 201 - Absentee Reportin	984	50	5.08	34	8	32	11	30	12	33	10				
Precinct 201 - Early Vote Reportir	984	532	54.07	371	111	366	112	362	110	383	93				
Precinct 203 0203	1239	340	27.44	226	90	224	93	232	84	235	80				
Precinct 203 - Absentee Reportin	1239	96	7.75	65	18	65	17	62	21	64	18				
Precinct 203 - Early Vote Reportir	1239	704	56.82	496	141	489	149	478	149	498	138				
Precinct 205 0205	1309	379	28.95	253	86	247	92	246	89	255	83				
Precinct 205 - Absentee Reportin	1309	120	9.17	65	37	63	39	62	39	67	33				
Precinct 205 - Early Vote Reportir	1309	747	57.07	539	136	510	161	508	155	535	138				
Precinct 207 0207	1141	280	24.54	189	59	184	65	178	69	190	59				
Precinct 207 - Absentee Reportin	1141	108	9.47	84	15	82	16	76	22	83	17				
Precinct 207 - Early Vote Reportir	1141	623	54.60	426	127	422	134	412	137	439	118				
Precinct 209 0209	837	260	31.06	159	71	159	72	167	63	174	60				
Precinct 209 - Absentee Reportin	837	62	7.41	40	17	37	18	41	14	41	16				
Precinct 209 - Early Vote Reportir	837	432	51.61	299	100	292	104	292	106	306	95				
Precinct 211 0211	845	260	30.77	188	51	186	55	183	56	182	58				
Precinct 211 - Absentee Reportin	845	44	5.21	28	11	29	10	29	10	30	10				
Precinct 211 - Early Vote Reportir	845	490	57.99	361	81	356	85	357	80	369	74				
Precinct 301 0301	952	253	26.58	181	50	177	56	171	60	183	47				
Precinct 301 - Absentee Reportin	952	73	7.67	49	17	45	19	45	18	49	15				
Precinct 301 - Early Vote Reportir	952	544	57.14	405	101	394	111	375	120	399	104				
Precinct 303 0303	889	238	26.77	160	56	154	62	156	58	172	44				
Precinct 303 - Absentee Reportin	889	72	8.10	52	13	53	13	53	13	54	12				
Precinct 303 - Early Vote Reportir	889	543	61.08	411	85	406	90	398	91	416	83				
Precinct 305 0305	1149	284	24.72	214	49	205	56	204	55	216	46				
Precinct 305 - Absentee Reportin	1149	103	8.96	72	18	66	21	66	21	72	17				
Precinct 305 - Early Vote Reportir	1149	705	61.36	542	107	533	108	518	116	546	101				
Precinct 307 0307	1745	552	31.63	354	142	347	152	352	146	366	131				
Precinct 307 - Absentee Reportin	1745	84	4.81	57	14	53	17	53	17	58	14				
Precinct 307 - Early Vote Reportir	1745	937	53.70	641	210	628	225	621	225	665	188				
Precinct 309 0309	1413	301	21.30	200	62	191	70	192	68	202	62				
Precinct 309 - Absentee Reportin	1413	112	7.93	72	20	73	19	72	18	75	17				
Precinct 309 - Early Vote Reportir	1413	921	65.18	677	153	670	162	655	166	704	135				
Precinct 401 0401	899	243	27.03	160	66	157	68	155	66	154	70				
Precinct 401 - Absentee Reportin	899	45	5.01	29	9	30	9	29	8	30	9				
Precinct 401 - Early Vote Reportir	899	521	57.95	383	97	371	109	372	109	380	105				
Precinct 403 0403	1517	339	22.35	231	73	226	78	214	93	228	77				
Precinct 403 - Absentee Reportin	1517	121	7.98	91	19	89	20	87	23	96	16				
Precinct 403 - Early Vote Reportir	1517	883	58.21	601	209	591	214	575	232	601	201				
Precinct 405 0405	1145	294	25.68	191	68	184	73	178	74	187	66				

CARSON CITY Statement of Vote  
CAR\_20161108\_E

NEVADA												
100006	Registration	Ballots Cast	Turnout (%)	SUPREME COURT JUSTICE, SEAT A HARDESTY, JIM	NONE OF THESE CANDIDATE	SUPREME COURT JUSTICE, SEAT E PARRAGUIRRE, RON D.	NONE OF THESE CANDIDATE	COURT OF APPEALS DEPT. 1 TAO, JERRY	NONE OF THESE CANDIDATE	COURT OF APPEALS DEPT. 2 GIBBONS, MICHAEL	NONE OF THESE CANDIDATE	
Precinct 405 - Absentee Reporting	1145	92	8.03	67	18	64	18	58	25	67	18	
Precinct 405 - Early Vote Reportir	1145	684	59.74	513	106	489	129	479	131	508	112	
Precinct 407 0407	1009	278	27.55	179	70	173	74	178	72	186	65	
Precinct 407 - Absentee Reporting	1009	60	5.95	43	11	37	16	32	20	46	8	
Precinct 407 - Early Vote Reportir	1009	581	57.58	415	119	410	115	392	119	418	105	
Precinct 409 0409	1168	255	21.83	165	63	168	61	159	64	170	52	
Precinct 409 - Absentee Reporting	1168	109	9.33	80	14	74	21	74	21	77	22	
Precinct 409 - Early Vote Reportir	1168	700	59.93	498	141	494	141	477	143	520	120	
Precinct 411 0411	704	149	21.16	107	29	103	31	100	37	104	33	
Precinct 411 - Absentee Reporting	704	74	10.51	55	9	55	9	51	13	59	5	
Precinct 411 - Early Vote Reportir	704	455	64.63	367	57	363	62	356	68	370	59	
Precinct Totals	27285	6935	25.42	4650	1563	4541	1670	4498	1670	4712	1494	
Absentee Reporting Totals	27285	2138	7.84	1441	399	1386	437	1350	464	1468	381	
Early Vote Reporting Totals	27285	15966	58.52	11551	2914	11280	3124	11002	3240	11629	2819	
Grand Totals	27285	25039	91.77	17642	4876	17207	5231	16850	5374	17809	4694	









MEMBER STATE BD. OF EDUCATION DIST. 2													
100012	Registration	Ballots Cast	Turnout (%)		CARTER, DAVID W.	HICKEY, PAT							
Precinct 101 0101	1010	263	26.04		119	94							
Precinct 101 - Absentee Reporting	1010	67	6.63		20	34							
Precinct 101 - Early Vote Reporting	1010	530	52.48		206	226							
Precinct 103 0103	994	223	22.43		83	99							
Precinct 103 - Absentee Reporting	994	79	7.95		28	36							
Precinct 103 - Early Vote Reporting	994	638	64.19		254	282							
Precinct 105 0105	1008	183	18.15		64	72							
Precinct 105 - Absentee Reporting	1008	199	19.74		70	74							
Precinct 105 - Early Vote Reporting	1008	703	69.74		283	304							
Precinct 107 0107	1140	247	21.67		82	103							
Precinct 107 - Absentee Reporting	1140	125	10.96		50	45							
Precinct 107 - Early Vote Reporting	1140	719	63.07		285	308							
Precinct 109 0109	1409	330	23.42		143	124							
Precinct 109 - Absentee Reporting	1409	36	2.56		15	6							
Precinct 109 - Early Vote Reporting	1409	817	57.98		359	303							
Precinct 111 0111	1394	418	29.99		171	164							
Precinct 111 - Absentee Reporting	1394	86	6.17		37	28							
Precinct 111 - Early Vote Reporting	1394	657	47.13		312	235							
Precinct 113 0113	1385	300	21.66		127	128							
Precinct 113 - Absentee Reporting	1385	121	8.74		51	39							
Precinct 113 - Early Vote Reporting	1385	900	64.98		338	397							
Precinct 201 0201	984	266	27.03		115	88							
Precinct 201 - Absentee Reporting	984	50	5.08		21	20							
Precinct 201 - Early Vote Reporting	984	532	54.07		231	221							
Precinct 203 0203	1239	340	27.44		161	126							
Precinct 203 - Absentee Reporting	1239	96	7.75		42	28							
Precinct 203 - Early Vote Reporting	1239	704	56.82		307	274							
Precinct 205 0205	1309	379	28.95		166	139							
Precinct 205 - Absentee Reporting	1309	120	9.17		40	42							
Precinct 205 - Early Vote Reporting	1309	747	57.07		336	290							
Precinct 207 0207	1141	280	24.54		125	101							
Precinct 207 - Absentee Reporting	1141	108	9.47		48	43							
Precinct 207 - Early Vote Reporting	1141	623	54.60		275	232							
Precinct 209 0209	837	260	31.06		119	97							
Precinct 209 - Absentee Reporting	837	62	7.41		29	23							
Precinct 209 - Early Vote Reporting	837	432	51.61		220	162							
Precinct 211 0211	845	260	30.77		126	102							
Precinct 211 - Absentee Reporting	845	44	5.21		13	19							
Precinct 211 - Early Vote Reporting	845	490	57.99		225	184							
Precinct 301 0301	952	253	26.58		99	108							
Precinct 301 - Absentee Reporting	952	73	7.67		32	26							
Precinct 301 - Early Vote Reporting	952	544	57.14		277	187							
Precinct 303 0303	889	238	26.77		106	87							
Precinct 303 - Absentee Reporting	889	72	8.10		25	36							
Precinct 303 - Early Vote Reporting	889	543	61.08		244	212							
Precinct 305 0305	1149	284	24.72		138	98							
Precinct 305 - Absentee Reporting	1149	103	8.96		42	43							
Precinct 305 - Early Vote Reporting	1149	705	61.36		316	278							
Precinct 307 0307	1745	552	31.63		260	193							
Precinct 307 - Absentee Reporting	1745	84	4.81		29	35							
Precinct 307 - Early Vote Reporting	1745	937	53.70		455	332							
Precinct 309 0309	1413	301	21.30		116	118							
Precinct 309 - Absentee Reporting	1413	112	7.93		43	43							
Precinct 309 - Early Vote Reporting	1413	921	65.18		405	370							
Precinct 401 0401	899	243	27.03		117	83							
Precinct 401 - Absentee Reporting	899	45	5.01		13	18							
Precinct 401 - Early Vote Reporting	899	521	57.95		226	231							
Precinct 403 0403	1517	339	22.35		155	122							
Precinct 403 - Absentee Reporting	1517	121	7.98		57	50							
Precinct 403 - Early Vote Reporting	1517	883	58.21		414	325							
Precinct 405 0405	1145	294	25.68		135	100							





100013	SCHOOL BOARD												
	Registration	Ballots Cast	Turnout (%)	SCHOOL TRUSTEE DIST. 5 REYNOLDS, STEVEN	WALKER, MICHAEL B.	SCHOOL TRUSTEE DIST. 6 HART, SUSAN							137
Precinct 101 0101	1010	263	26.04	90	118	193							
Precinct 101 - Absentee Reporting	1010	67	6.63	19	31	52							
Precinct 101 - Early Vote Reporting	1010	530	52.48	169	245	405							
Precinct 103 0103	994	223	22.43	87	89	164							
Precinct 103 - Absentee Reporting	994	79	7.95	36	25	50							
Precinct 103 - Early Vote Reporting	994	638	64.19	241	276	482							
Precinct 105 0105	1008	183	18.15	64	67	125							
Precinct 105 - Absentee Reporting	1008	199	19.74	60	72	126							
Precinct 105 - Early Vote Reporting	1008	703	69.74	248	313	518							
Precinct 107 0107	1140	247	21.67	76	92	176							
Precinct 107 - Absentee Reporting	1140	125	10.96	39	49	83							
Precinct 107 - Early Vote Reporting	1140	719	63.07	283	283	554							
Precinct 109 0109	1409	330	23.42	128	133	257							
Precinct 109 - Absentee Reporting	1409	36	2.56	7	12	17							
Precinct 109 - Early Vote Reporting	1409	817	57.98	288	372	638							
Precinct 111 0111	1394	418	29.99	146	183	322							
Precinct 111 - Absentee Reporting	1394	86	6.17	15	47	59							
Precinct 111 - Early Vote Reporting	1394	657	47.13	240	299	523							
Precinct 113 0113	1385	300	21.66	116	128	228							
Precinct 113 - Absentee Reporting	1385	121	8.74	42	41	79							
Precinct 113 - Early Vote Reporting	1385	900	64.98	332	388	708							
Precinct 201 0201	984	266	27.03	88	112	194							
Precinct 201 - Absentee Reporting	984	50	5.08	17	23	36							
Precinct 201 - Early Vote Reporting	984	532	54.07	201	252	434							
Precinct 203 0203	1239	340	27.44	146	135	280							
Precinct 203 - Absentee Reporting	1239	96	7.75	33	35	66							
Precinct 203 - Early Vote Reporting	1239	704	56.82	265	312	547							
Precinct 205 0205	1309	379	28.95	130	169	291							
Precinct 205 - Absentee Reporting	1309	120	9.17	28	51	79							
Precinct 205 - Early Vote Reporting	1309	747	57.07	254	363	603							
Precinct 207 0207	1141	280	24.54	103	123	216							
Precinct 207 - Absentee Reporting	1141	108	9.47	29	59	86							
Precinct 207 - Early Vote Reporting	1141	623	54.60	243	260	477							
Precinct 209 0209	837	260	31.06	109	109	211							
Precinct 209 - Absentee Reporting	837	62	7.41	25	23	46							
Precinct 209 - Early Vote Reporting	837	432	51.61	173	202	367							
Precinct 211 0211	845	260	30.77	115	108	216							
Precinct 211 - Absentee Reporting	845	44	5.21	8	21	27							
Precinct 211 - Early Vote Reporting	845	490	57.99	215	184	393							
Precinct 301 0301	952	253	26.58	103	102	198							
Precinct 301 - Absentee Reporting	952	73	7.67	15	41	51							
Precinct 301 - Early Vote Reporting	952	544	57.14	215	239	443							
Precinct 303 0303	889	238	26.77	83	103	185							
Precinct 303 - Absentee Reporting	889	72	8.10	25	32	51							
Precinct 303 - Early Vote Reporting	889	543	61.08	210	243	431							
Precinct 305 0305	1149	284	24.72	104	128	223							
Precinct 305 - Absentee Reporting	1149	103	8.96	42	39	72							
Precinct 305 - Early Vote Reporting	1149	705	61.36	244	343	555							
Precinct 307 0307	1745	552	31.63	215	237	431							
Precinct 307 - Absentee Reporting	1745	84	4.81	26	34	60							
Precinct 307 - Early Vote Reporting	1745	937	53.70	351	428	750							
Precinct 309 0309	1413	301	21.30	117	109	219							
Precinct 309 - Absentee Reporting	1413	112	7.93	36	43	71							
Precinct 309 - Early Vote Reporting	1413	921	65.18	372	382	711							
Precinct 401 0401	899	243	27.03	112	85	187							
Precinct 401 - Absentee Reporting	899	45	5.01	11	18	26							
Precinct 401 - Early Vote Reporting	899	521	57.95	201	242	428							
Precinct 403 0403	1517	339	22.35	106	163	262							
Precinct 403 - Absentee Reporting	1517	121	7.98	43	61	93							
Precinct 403 - Early Vote Reporting	1517	883	58.21	315	411	701							
Precinct 405 0405	1145	294	25.68	101	128	210							

100013	SCHOOL BOARD													
	Registration	Ballots Cast	Turnout (%)		SCHOOL TRUSTEE DIST. 5 REYNOLDS, STEVEN	WALKER, MICHAEL B.		SCHOOL TRUSTEE DIST. 6 HART, SUSAN						
Precinct 405 - Absentee Reporting	1145	92	8.03		45	31		66						
Precinct 405 - Early Vote Reporting	1145	684	59.74		223	324		533						
Precinct 407 0407	1009	278	27.55		88	128		214						
Precinct 407 - Absentee Reporting	1009	60	5.95		19	22		43						
Precinct 407 - Early Vote Reporting	1009	581	57.58		202	267		450						
Precinct 409 0409	1168	255	21.83		85	115		189						
Precinct 409 - Absentee Reporting	1168	109	9.33		37	50		79						
Precinct 409 - Early Vote Reporting	1168	700	59.93		249	314		536						
Precinct 411 0411	704	149	21.16		57	65		121						
Precinct 411 - Absentee Reporting	704	74	10.51		23	29		50						
Precinct 411 - Early Vote Reporting	704	455	64.63		189	205		372						
Precinct Totals	27285	6935	25.42		2569	2929		5312						
Absentee Reporting Totals	27285	2138	7.84		680	889		1468						
Early Vote Reporting Totals	27285	15966	58.52		5923	7147		12559						
Grand Totals	27285	25039	91.77		9172	10965		19339						

100013	SCHOOL BOARD													
	Registration	Ballots Cast	Turnout (%)		SCHOOL TRUSTEE DIST. 5 REYNOLDS, STEVEN	WALKER, MICHAEL B.		SCHOOL TRUSTEE DIST. 6 HART, SUSAN						
Precinct 101 0101	1010	263	26.04		90	118		193						
Precinct 101 - Absentee Reporting	1010	67	6.63		19	31		52						
Precinct 101 - Early Vote Reporting	1010	530	52.48		169	245		405						
Precinct 103 0103	994	223	22.43		87	89		164						
Precinct 103 - Absentee Reporting	994	79	7.95		36	25		50						
Precinct 103 - Early Vote Reporting	994	638	64.19		241	276		482						
Precinct 105 0105	1008	183	18.15		64	67		125						
Precinct 105 - Absentee Reporting	1008	199	19.74		60	72		126						
Precinct 105 - Early Vote Reporting	1008	703	69.74		248	313		518						
Precinct 107 0107	1140	247	21.67		76	92		176						
Precinct 107 - Absentee Reporting	1140	125	10.96		39	49		83						
Precinct 107 - Early Vote Reporting	1140	719	63.07		283	283		554						
Precinct 109 0109	1409	330	23.42		128	133		257						
Precinct 109 - Absentee Reporting	1409	36	2.56		7	12		17						
Precinct 109 - Early Vote Reporting	1409	817	57.98		288	372		638						
Precinct 111 0111	1394	418	29.99		146	183		322						
Precinct 111 - Absentee Reporting	1394	86	6.17		15	47		59						
Precinct 111 - Early Vote Reporting	1394	657	47.13		240	299		523						
Precinct 113 0113	1385	300	21.66		116	128		228						
Precinct 113 - Absentee Reporting	1385	121	8.74		42	41		79						
Precinct 113 - Early Vote Reporting	1385	900	64.98		332	388		708						
Precinct 201 0201	984	266	27.03		88	112		194						
Precinct 201 - Absentee Reporting	984	50	5.08		17	23		36						
Precinct 201 - Early Vote Reporting	984	532	54.07		201	252		434						
Precinct 203 0203	1239	340	27.44		146	135		280						
Precinct 203 - Absentee Reporting	1239	96	7.75		33	35		66						
Precinct 203 - Early Vote Reporting	1239	704	56.82		265	312		547						
Precinct 205 0205	1309	379	28.95		130	169		291						
Precinct 205 - Absentee Reporting	1309	120	9.17		28	51		79						
Precinct 205 - Early Vote Reporting	1309	747	57.07		254	363		603						
Precinct 207 0207	1141	280	24.54		103	123		216						
Precinct 207 - Absentee Reporting	1141	108	9.47		29	59		86						
Precinct 207 - Early Vote Reporting	1141	623	54.60		243	260		477						
Precinct 209 0209	837	260	31.06		109	109		211						
Precinct 209 - Absentee Reporting	837	62	7.41		25	23		46						
Precinct 209 - Early Vote Reporting	837	432	51.61		173	202		367						
Precinct 211 0211	845	260	30.77		115	108		216						
Precinct 211 - Absentee Reporting	845	44	5.21		8	21		27						
Precinct 211 - Early Vote Reporting	845	490	57.99		215	184		393						
Precinct 301 0301	952	253	26.58		103	102		198						
Precinct 301 - Absentee Reporting	952	73	7.67		15	41		51						
Precinct 301 - Early Vote Reporting	952	544	57.14		215	239		443						
Precinct 303 0303	889	238	26.77		83	103		185						
Precinct 303 - Absentee Reporting	889	72	8.10		25	32		51						
Precinct 303 - Early Vote Reporting	889	543	61.08		210	243		431						
Precinct 305 0305	1149	284	24.72		104	128		223						
Precinct 305 - Absentee Reporting	1149	103	8.96		42	39		72						
Precinct 305 - Early Vote Reporting	1149	705	61.36		244	343		555						
Precinct 307 0307	1745	552	31.63		215	237		431						
Precinct 307 - Absentee Reporting	1745	84	4.81		26	34		60						
Precinct 307 - Early Vote Reporting	1745	937	53.70		351	428		750						
Precinct 309 0309	1413	301	21.30		117	109		219						
Precinct 309 - Absentee Reporting	1413	112	7.93		36	43		71						
Precinct 309 - Early Vote Reporting	1413	921	65.18		372	382		711						
Precinct 401 0401	899	243	27.03		112	85		187						
Precinct 401 - Absentee Reporting	899	45	5.01		11	18		26						
Precinct 401 - Early Vote Reporting	899	521	57.95		201	242		428						
Precinct 403 0403	1517	339	22.35		106	163		262						
Precinct 403 - Absentee Reporting	1517	121	7.98		43	61		93						
Precinct 403 - Early Vote Reporting	1517	883	58.21		315	411		701						
Precinct 405 0405	1145	294	25.68		101	128		210						

100013	SCHOOL BOARD													
	Registration	Ballots Cast	Turnout (%)		SCHOOL TRUSTEE DIST. 5 REYNOLDS, STEVEN	WALKER, MICHAEL B.		SCHOOL TRUSTEE DIST. 6 HART, SUSAN						
Precinct 405 - Absentee Reporting	1145	92	8.03		45	31		66						
Precinct 405 - Early Vote Reporting	1145	684	59.74		223	324		533						
Precinct 407 0407	1009	278	27.55		88	128		214						
Precinct 407 - Absentee Reporting	1009	60	5.95		19	22		43						
Precinct 407 - Early Vote Reporting	1009	581	57.58		202	267		450						
Precinct 409 0409	1168	255	21.83		85	115		189						
Precinct 409 - Absentee Reporting	1168	109	9.33		37	50		79						
Precinct 409 - Early Vote Reporting	1168	700	59.93		249	314		536						
Precinct 411 0411	704	149	21.16		57	65		121						
Precinct 411 - Absentee Reporting	704	74	10.51		23	29		50						
Precinct 411 - Early Vote Reporting	704	455	64.63		189	205		372						
Precinct Totals	27285	6935	25.42		2569	2929		5312						
Absentee Reporting Totals	27285	2138	7.84		680	889		1468						
Early Vote Reporting Totals	27285	15966	58.52		5923	7147		12559						
Grand Totals	27285	25039	91.77		9172	10965		19339						

CARSON CITY														
100015	Registration	Ballots Cast	Turnout (%)		MAYOR CARVER, CHRIS	CROWELL, ROBERT "BOB"		SUPERVISOR WARD 2 BONKOWSKI, BRAD	WHITE, MAURICE		SUPERVISOR WARD 4 BARRETTE, JOHN	SHIRK, JIM		
Precinct 101 0101	1010	263	26.04		100	130		138	85		107	118		
Precinct 101 - Absentee Reporting	1010	67	6.63		25	35		36	21		30	27		
Precinct 101 - Early Vote Reporting	1010	530	52.48		213	253		256	198		246	201		
Precinct 103 0103	994	223	22.43		86	125		114	86		113	92		
Precinct 103 - Absentee Reporting	994	79	7.95		28	43		45	21		32	33		
Precinct 103 - Early Vote Reporting	994	638	64.19		270	348		330	257		324	264		
Precinct 105 0105	1008	183	18.15		73	85		100	53		70	77		
Precinct 105 - Absentee Reporting	1008	199	19.74		82	95		96	60		76	90		
Precinct 105 - Early Vote Reporting	1008	703	69.74		286	387		405	259		370	286		
Precinct 107 0107	1140	247	21.67		87	136		115	90		99	104		
Precinct 107 - Absentee Reporting	1140	125	10.96		52	63		54	46		51	50		
Precinct 107 - Early Vote Reporting	1140	719	63.07		305	358		406	237		338	303		
Precinct 109 0109	1409	330	23.42		121	174		171	109		129	153		
Precinct 109 - Absentee Reporting	1409	36	2.56		11	18		16	10		14	13		
Precinct 109 - Early Vote Reporting	1409	817	57.98		364	392		411	310		396	332		
Precinct 111 0111	1394	418	29.99		170	185		212	125		183	157		
Precinct 111 - Absentee Reporting	1394	86	6.17		38	38		41	28		43	27		
Precinct 111 - Early Vote Reporting	1394	657	47.13		298	290		327	238		300	267		
Precinct 113 0113	1385	300	21.66		110	162		158	102		120	141		
Precinct 113 - Absentee Reporting	1385	121	8.74		52	51		47	48		39	51		
Precinct 113 - Early Vote Reporting	1385	900	64.98		395	431		447	360		398	405		
Precinct 201 0201	984	266	27.03		102	119		132	86		96	117		
Precinct 201 - Absentee Reporting	984	50	5.08		24	20		25	16		19	20		
Precinct 201 - Early Vote Reporting	984	532	54.07		225	259		298	177		268	207		
Precinct 203 0203	1239	340	27.44		119	185		189	108		148	149		
Precinct 203 - Absentee Reporting	1239	96	7.75		41	45		47	34		45	34		
Precinct 203 - Early Vote Reporting	1239	704	56.82		285	360		376	246		328	297		
Precinct 205 0205	1309	379	28.95		152	180		205	103		157	155		
Precinct 205 - Absentee Reporting	1309	120	9.17		44	55		48	42		45	42		
Precinct 205 - Early Vote Reporting	1309	747	57.07		345	323		376	269		348	306		
Precinct 207 0207	1141	280	24.54		122	123		136	101		122	113		
Precinct 207 - Absentee Reporting	1141	108	9.47		55	46		51	44		46	47		
Precinct 207 - Early Vote Reporting	1141	623	54.60		295	258		301	232		268	265		
Precinct 209 0209	837	260	31.06		98	132		133	89		122	104		
Precinct 209 - Absentee Reporting	837	62	7.41		29	25		36	18		28	24		
Precinct 209 - Early Vote Reporting	837	432	51.61		205	194		212	174		205	184		
Precinct 211 0211	845	260	30.77		109	132		155	82		135	101		
Precinct 211 - Absentee Reporting	845	44	5.21		23	18		16	22		14	23		
Precinct 211 - Early Vote Reporting	845	490	57.99		234	208		270	174		232	209		
Precinct 301 0301	952	253	26.58		90	126		134	76		115	100		
Precinct 301 - Absentee Reporting	952	73	7.67		27	39		31	27		28	26		
Precinct 301 - Early Vote Reporting	952	544	57.14		269	229		279	207		219	269		
Precinct 303 0303	889	238	26.77		78	125		112	83		91	108		
Precinct 303 - Absentee Reporting	889	72	8.10		30	36		38	24		32	33		
Precinct 303 - Early Vote Reporting	889	543	61.08		244	256		283	221		230	258		
Precinct 305 0305	1149	284	24.72		118	140		158	92		110	140		
Precinct 305 - Absentee Reporting	1149	103	8.96		44	50		59	30		37	51		
Precinct 305 - Early Vote Reporting	1149	705	61.36		302	357		399	240		314	337		
Precinct 307 0307	1745	552	31.63		199	276		297	163		228	236		
Precinct 307 - Absentee Reporting	1745	84	4.81		36	39		49	21		34	32		
Precinct 307 - Early Vote Reporting	1745	937	53.70		359	481		507	306		426	391		
Precinct 309 0309	1413	301	21.30		124	143		138	117		111	144		
Precinct 309 - Absentee Reporting	1413	112	7.93		43	60		55	42		42	54		
Precinct 309 - Early Vote Reporting	1413	921	65.18		407	451		490	342		392	435		
Precinct 401 0401	899	243	27.03		107	111		114	95		122	89		
Precinct 401 - Absentee Reporting	899	45	5.01		17	21		17	16		15	18		
Precinct 401 - Early Vote Reporting	899	521	57.95		196	288		283	190		236	239		
Precinct 403 0403	1517	339	22.35		123	161		171	107		133	143		
Precinct 403 - Absentee Reporting	1517	121	7.98		57	56		68	37		62	46		
Precinct 403 - Early Vote Reporting	1517	883	58.21		385	414		465	314		391	386		
Precinct 405 0405	1145	294	25.68		107	149		136	109		124	121		

CARSON CITY Statement of Vote  
CAR\_20161108\_E

100015	CARSON CITY														
	Registration	Ballots Cast	Turnout (%)		MAYOR CARVER, CHRIS	CROWELL, ROBERT "BOB"		SUPERVISOR WARD 2 BONKOWSKI, BRAD	WHITE, MAURICE		SUPERVISOR WARD 4 BARRETTE, JOHN	SHIRK, JIM			
Precinct 405 - Absentee Reporting	1145	92	8.03		32	53		48	33		45	32			
Precinct 405 - Early Vote Reporting	1145	684	59.74		325	300		345	260		296	311			
Precinct 407 - 0407	1009	278	27.55		133	112		127	101		109	122			
Precinct 407 - Absentee Reporting	1009	60	5.95		25	27		19	28		26	21			
Precinct 407 - Early Vote Reporting	1009	581	57.58		302	229		279	233		231	284			
Precinct 409 - 0409	1168	255	21.83		79	149		135	79		131	86			
Precinct 409 - Absentee Reporting	1168	109	9.33		43	58		56	38		51	42			
Precinct 409 - Early Vote Reporting	1168	700	59.93		287	361		373	256		352	285			
Precinct 411 - 0411	704	149	21.16		59	78		78	55		63	73			
Precinct 411 - Absentee Reporting	704	74	10.51		22	44		33	25		33	25			
Precinct 411 - Early Vote Reporting	704	455	64.63		189	251		248	183		206	225			
Precinct Totals	27285	6935	25.42		2666	3438		3558	2296		2938	2943			
Absentee Reporting Totals	27285	2138	7.84		880	1035		1031	731		887	861			
Early Vote Reporting Totals	27285	15966	58.52		6985	7678		8346	5883		7314	6946			
Grand Totals	27285	25039	91.77		10531	12151		12935	8910		11139	10750			

100015	CARSON CITY													
	Registration	Ballots Cast	Turnout (%)		MAYOR CARVER, CHRIS	CROWELL, ROBERT "BOB"		SUPERVISOR WARD 2 BONKOWSKI, BRAD	WHITE, MAURICE		SUPERVISOR WARD 4 BARRETTE, JOHN	SHIRK, JIM		
Precinct 101 0101	1010	263	26.04		100	130		138	85		107	118		
Precinct 101 - Absentee Reporting	1010	67	6.63		25	35		36	21		30	27		
Precinct 101 - Early Vote Reporting	1010	530	52.48		213	253		256	198		246	201		
Precinct 103 0103	994	223	22.43		86	125		114	86		113	92		
Precinct 103 - Absentee Reporting	994	79	7.95		28	43		45	21		32	33		
Precinct 103 - Early Vote Reporting	994	638	64.19		270	348		330	257		324	264		
Precinct 105 0105	1008	183	18.15		73	85		100	53		70	77		
Precinct 105 - Absentee Reporting	1008	199	19.74		82	95		96	60		76	90		
Precinct 105 - Early Vote Reporting	1008	703	69.74		286	387		405	259		370	286		
Precinct 107 0107	1140	247	21.67		87	136		115	90		99	104		
Precinct 107 - Absentee Reporting	1140	125	10.96		52	63		54	46		51	50		
Precinct 107 - Early Vote Reporting	1140	719	63.07		305	358		406	237		338	303		
Precinct 109 0109	1409	330	23.42		121	174		171	109		129	153		
Precinct 109 - Absentee Reporting	1409	36	2.56		11	18		16	10		14	13		
Precinct 109 - Early Vote Reporting	1409	817	57.98		364	392		411	310		396	332		
Precinct 111 0111	1394	418	29.99		170	185		212	125		183	157		
Precinct 111 - Absentee Reporting	1394	86	6.17		38	38		41	28		43	27		
Precinct 111 - Early Vote Reporting	1394	657	47.13		298	290		327	238		300	267		
Precinct 113 0113	1385	300	21.66		110	162		158	102		120	141		
Precinct 113 - Absentee Reporting	1385	121	8.74		52	51		47	48		39	51		
Precinct 113 - Early Vote Reporting	1385	900	64.98		395	431		447	360		398	405		
Precinct 201 0201	984	266	27.03		102	119		132	86		96	117		
Precinct 201 - Absentee Reporting	984	50	5.08		24	20		25	16		19	20		
Precinct 201 - Early Vote Reporting	984	532	54.07		225	259		298	177		268	207		
Precinct 203 0203	1239	340	27.44		119	185		189	108		148	149		
Precinct 203 - Absentee Reporting	1239	96	7.75		41	45		47	34		45	34		
Precinct 203 - Early Vote Reporting	1239	704	56.82		285	360		376	246		328	297		
Precinct 205 0205	1309	379	28.95		152	180		205	103		157	155		
Precinct 205 - Absentee Reporting	1309	120	9.17		44	55		48	42		45	42		
Precinct 205 - Early Vote Reporting	1309	747	57.07		345	323		376	269		348	306		
Precinct 207 0207	1141	280	24.54		122	123		136	101		122	113		
Precinct 207 - Absentee Reporting	1141	108	9.47		55	46		51	44		46	47		
Precinct 207 - Early Vote Reporting	1141	623	54.60		295	258		301	232		268	265		
Precinct 209 0209	837	260	31.06		98	132		133	89		122	104		
Precinct 209 - Absentee Reporting	837	62	7.41		29	25		36	18		28	24		
Precinct 209 - Early Vote Reporting	837	432	51.61		205	194		212	174		205	184		
Precinct 211 0211	845	260	30.77		109	132		155	82		135	101		
Precinct 211 - Absentee Reporting	845	44	5.21		23	18		16	22		14	23		
Precinct 211 - Early Vote Reporting	845	490	57.99		234	208		270	174		232	209		
Precinct 301 0301	952	253	26.58		90	126		134	76		115	100		
Precinct 301 - Absentee Reporting	952	73	7.67		27	39		31	27		28	26		
Precinct 301 - Early Vote Reporting	952	544	57.14		269	229		279	207		219	269		
Precinct 303 0303	889	238	26.77		78	125		112	83		91	108		
Precinct 303 - Absentee Reporting	889	72	8.10		30	36		38	24		32	33		
Precinct 303 - Early Vote Reporting	889	543	61.08		244	256		263	221		230	258		
Precinct 305 0305	1149	284	24.72		118	140		158	92		110	140		
Precinct 305 - Absentee Reporting	1149	103	8.96		44	50		59	30		37	51		
Precinct 305 - Early Vote Reporting	1149	705	61.36		302	357		399	240		314	337		
Precinct 307 0307	1745	552	31.63		199	276		297	163		228	236		
Precinct 307 - Absentee Reporting	1745	84	4.81		36	39		49	21		34	32		
Precinct 307 - Early Vote Reporting	1745	937	53.70		359	481		507	306		426	391		
Precinct 309 0309	1413	301	21.30		124	143		138	117		111	144		
Precinct 309 - Absentee Reporting	1413	112	7.93		43	60		55	42		42	54		
Precinct 309 - Early Vote Reporting	1413	921	65.18		407	451		490	342		392	435		
Precinct 401 0401	899	243	27.03		107	111		114	95		122	89		
Precinct 401 - Absentee Reporting	899	45	5.01		17	21		17	16		15	18		
Precinct 401 - Early Vote Reporting	899	521	57.95		196	288		283	190		236	239		
Precinct 403 0403	1517	339	22.35		123	161		171	107		133	143		
Precinct 403 - Absentee Reporting	1517	121	7.98		57	56		68	37		62	46		
Precinct 403 - Early Vote Reporting	1517	883	58.21		385	414		465	314		391	386		
Precinct 405 0405	1145	294	25.68		107	149		136	109		124	121		



100015	CARSON CITY														
	Registration	Ballots Cast	Turnout (%)		MAYOR CARVER, CHRIS	CROWELL, ROBERT "BOB"		SUPERVISOR WARD 2 BONKOWSKI, BRAD	WHITE, MAURICE		SUPERVISOR WARD 4 BARRETTE, JOHN	SHIRK, JIM			
Precinct 405 - Absentee Reporting	1145	92	8.03		32	53		48	33		45	32			
Precinct 405 - Early Vote Reportin	1145	684	59.74		325	300		345	260		296	311			
Precinct 407 0407	1009	278	27.55		133	112		127	101		109	122			
Precinct 407 - Absentee Reporting	1009	60	5.95		25	27		19	28		26	21			
Precinct 407 - Early Vote Reportin	1009	581	57.58		302	229		279	233		231	284			
Precinct 409 0409	1168	255	21.83		79	149		135	79		131	86			
Precinct 409 - Absentee Reporting	1168	109	9.33		43	58		56	38		51	42			
Precinct 409 - Early Vote Reportin	1168	700	59.93		287	361		373	256		352	285			
Precinct 411 0411	704	149	21.16		59	78		78	55		63	73			
Precinct 411 - Absentee Reporting	704	74	10.51		22	44		33	25		33	25			
Precinct 411 - Early Vote Reportin	704	455	64.63		189	251		248	183		206	225			
Precinct Totals	27285	6935	25.42		2666	3438		3558	2296		2938	2943			
Absentee Reporting Totals	27285	2138	7.84		880	1035		1031	731		887	861			
Early Vote Reporting Totals	27285	15966	58.52		6985	7678		8346	5883		7314	6946			
Grand Totals	27285	25039	91.77		10531	12151		12935	8910		11139	10750			

November 8, 2016

CAR\_20161108\_E

100015	CARSON CITY													
	Registration	Ballots Cast	Turnout (%)		MAYOR CARVER, CHRIS	CROWELL, ROBERT "BOB"		SUPERVISOR WARD 2 BONKOWSKI, BRAD	WHITE, MAURICE		SUPERVISOR WARD 4 BARRETTE, JOHN	SHIRK, JIM		
Precinct 101 0101	1010	263	26.04		100	130		138	85		107	118		
Precinct 101 - Absentee Reporting	1010	67	6.63		25	35		36	21		30	27		
Precinct 101 - Early Vote Reporting	1010	530	52.48		213	253		256	198		246	201		
Precinct 103 0103	994	223	22.43		86	125		114	86		113	92		
Precinct 103 - Absentee Reporting	994	79	7.95		28	43		45	21		32	33		
Precinct 103 - Early Vote Reporting	994	638	64.19		270	348		330	257		324	264		
Precinct 105 0105	1008	183	18.15		73	85		100	53		70	77		
Precinct 105 - Absentee Reporting	1008	199	19.74		82	95		96	60		76	90		
Precinct 105 - Early Vote Reporting	1008	703	69.74		286	387		405	259		370	286		
Precinct 107 0107	1140	247	21.67		87	136		115	90		99	104		
Precinct 107 - Absentee Reporting	1140	125	10.96		52	63		54	46		51	50		
Precinct 107 - Early Vote Reporting	1140	719	63.07		305	358		406	237		338	303		
Precinct 109 0109	1409	330	23.42		121	174		171	109		129	153		
Precinct 109 - Absentee Reporting	1409	36	2.56		11	18		16	10		14	13		
Precinct 109 - Early Vote Reporting	1409	817	57.98		364	392		411	310		396	332		
Precinct 111 0111	1394	418	29.99		170	185		212	125		183	157		
Precinct 111 - Absentee Reporting	1394	86	6.17		38	38		41	28		43	27		
Precinct 111 - Early Vote Reporting	1394	657	47.13		298	290		327	238		300	267		
Precinct 113 0113	1385	300	21.66		110	162		158	102		120	141		
Precinct 113 - Absentee Reporting	1385	121	8.74		52	51		47	48		39	51		
Precinct 113 - Early Vote Reporting	1385	900	64.98		395	431		447	360		398	405		
Precinct 201 0201	984	266	27.03		102	119		132	86		96	117		
Precinct 201 - Absentee Reporting	984	50	5.08		24	20		25	16		19	20		
Precinct 201 - Early Vote Reporting	984	532	54.07		225	259		298	177		268	207		
Precinct 203 0203	1239	340	27.44		119	185		189	108		148	149		
Precinct 203 - Absentee Reporting	1239	96	7.75		41	45		47	34		45	34		
Precinct 203 - Early Vote Reporting	1239	704	56.82		285	360		376	246		328	297		
Precinct 205 0205	1309	379	28.95		152	180		205	103		157	155		
Precinct 205 - Absentee Reporting	1309	120	9.17		44	55		48	42		45	42		
Precinct 205 - Early Vote Reporting	1309	747	57.07		345	323		376	269		348	306		
Precinct 207 0207	1141	280	24.54		122	123		136	101		122	113		
Precinct 207 - Absentee Reporting	1141	108	9.47		55	46		51	44		46	47		
Precinct 207 - Early Vote Reporting	1141	623	54.60		295	258		301	232		268	265		
Precinct 209 0209	837	260	31.06		98	132		133	89		122	104		
Precinct 209 - Absentee Reporting	837	62	7.41		29	25		36	18		28	24		
Precinct 209 - Early Vote Reporting	837	432	51.61		205	194		212	174		205	184		
Precinct 211 0211	845	260	30.77		109	132		155	82		135	101		
Precinct 211 - Absentee Reporting	845	44	5.21		23	18		16	22		14	23		
Precinct 211 - Early Vote Reporting	845	490	57.99		234	208		270	174		232	209		
Precinct 301 0301	952	253	26.58		90	126		134	76		115	100		
Precinct 301 - Absentee Reporting	952	73	7.67		27	39		31	27		28	26		
Precinct 301 - Early Vote Reporting	952	544	57.14		269	229		279	207		219	269		
Precinct 303 0303	889	238	26.77		78	125		112	83		91	108		
Precinct 303 - Absentee Reporting	889	72	8.10		30	36		38	24		32	33		
Precinct 303 - Early Vote Reporting	889	543	61.08		244	256		263	221		230	258		
Precinct 305 0305	1149	284	24.72		118	140		158	92		110	140		
Precinct 305 - Absentee Reporting	1149	103	8.96		44	50		59	30		37	51		
Precinct 305 - Early Vote Reporting	1149	705	61.36		302	357		399	240		314	337		
Precinct 307 0307	1745	552	31.63		199	276		297	163		228	236		
Precinct 307 - Absentee Reporting	1745	84	4.81		36	39		49	21		34	32		
Precinct 307 - Early Vote Reporting	1745	937	53.70		359	481		507	306		426	391		
Precinct 309 0309	1413	301	21.30		124	143		138	117		111	144		
Precinct 309 - Absentee Reporting	1413	112	7.93		43	60		55	42		42	54		
Precinct 309 - Early Vote Reporting	1413	921	65.18		407	451		490	342		392	435		
Precinct 401 0401	899	243	27.03		107	111		114	95		122	89		
Precinct 401 - Absentee Reporting	899	45	5.01		17	21		17	16		15	18		
Precinct 401 - Early Vote Reporting	899	521	57.95		196	288		283	190		236	239		
Precinct 403 0403	1517	339	22.35		123	161		171	107		133	143		
Precinct 403 - Absentee Reporting	1517	121	7.98		57	56		68	37		62	46		
Precinct 403 - Early Vote Reporting	1517	883	58.21		385	414		465	314		391	386		
Precinct 405 0405	1145	294	25.68		107	149		136	109		124	121		

100015	CARSON CITY															
	Registration	Ballots Cast	Turnout (%)		MAYOR CARVER, CHRIS	CROWELL, ROBERT "BOB"		SUPERVISOR WARD 2 BONKOWSKI, BRAD	WHITE, MAURICE		SUPERVISOR WARD 4 BARRETTE, JOHN	SHIRK, JIM				
Precinct 405 - Absentee Reporting	1145	92	8.03		32	53		48	33		45	32				
Precinct 405 - Early Vote Reportin	1145	684	59.74		325	300		345	260		296	311				
Precinct 407 0407	1009	278	27.55		133	112		127	101		109	122				
Precinct 407 - Absentee Reporting	1009	60	5.95		25	27		19	28		26	21				
Precinct 407 - Early Vote Reportin	1009	581	57.58		302	229		279	233		231	284				
Precinct 409 0409	1168	255	21.83		79	149		135	79		131	86				
Precinct 409 - Absentee Reporting	1168	109	9.33		43	58		56	38		51	42				
Precinct 409 - Early Vote Reportin	1168	700	59.93		287	361		373	256		352	285				
Precinct 411 0411	704	149	21.16		59	78		78	55		63	73				
Precinct 411 - Absentee Reporting	704	74	10.51		22	44		33	25		33	25				
Precinct 411 - Early Vote Reportin	704	455	64.63		189	251		248	183		206	225				
Precinct Totals	27285	6935	25.42		2666	3438		3558	2296		2938	2943				
Absentee Reporting Totals	27285	2138	7.84		880	1035		1031	731		887	861				
Early Vote Reporting Totals	27285	15966	58.52		6985	7678		8346	5883		7314	6946				
Grand Totals	27285	25039	91.77		10531	12151		12935	8910		11139	10750				

NEVADA													
140018	Registration	Ballots Cast	Turnout (%)	STATE QUESTION NO.1		STATE QUESTION NO.2		STATE QUESTION NO.3		STATE QUESTION NO.4			
				YES	NO	YES	NO	YES	NO	YES	NO	YES	NO
Precinct 101 0101	1010	263	26.04	77	179	168	89	170	78	166	80		
Precinct 101 - Absentee Reporting	1010	67	6.63	24	43	23	44	38	29	43	24		
Precinct 101 - Early Vote Reporting	1010	530	52.48	220	301	263	258	319	185	350	161		
Precinct 103 0103	994	223	22.43	79	141	99	121	110	106	128	81		
Precinct 103 - Absentee Reporting	994	79	7.95	38	40	33	43	44	30	51	24		
Precinct 103 - Early Vote Reporting	994	638	64.19	238	397	266	367	308	316	370	256		
Precinct 105 0105	1008	183	18.15	52	128	64	118	93	81	100	75		
Precinct 105 - Absentee Reporting	1008	199	19.74	66	127	49	144	104	80	139	48		
Precinct 105 - Early Vote Reporting	1008	703	69.74	269	431	222	474	340	355	416	273		
Precinct 107 0107	1140	247	21.67	79	162	99	145	116	118	145	90		
Precinct 107 - Absentee Reporting	1140	125	10.96	46	78	34	89	79	41	78	42		
Precinct 107 - Early Vote Reporting	1140	719	63.07	256	460	264	450	371	333	443	258		
Precinct 109 0109	1409	330	23.42	97	231	154	172	202	119	213	104		
Precinct 109 - Absentee Reporting	1409	36	2.56	17	18	16	18	22	10	22	10		
Precinct 109 - Early Vote Reporting	1409	817	57.98	326	481	312	493	445	339	540	248		
Precinct 111 0111	1394	418	29.99	149	266	265	150	261	138	266	131		
Precinct 111 - Absentee Reporting	1394	86	6.17	38	46	42	41	57	19	65	14		
Precinct 111 - Early Vote Reporting	1394	657	47.13	299	350	379	272	430	209	438	194		
Precinct 113 0113	1385	300	21.66	57	242	131	166	152	139	187	101		
Precinct 113 - Absentee Reporting	1385	121	8.74	33	82	36	80	81	31	85	27		
Precinct 113 - Early Vote Reporting	1385	900	64.98	300	587	369	519	476	389	553	308		
Precinct 201 0201	984	266	27.03	72	188	170	90	183	67	179	66		
Precinct 201 - Absentee Reporting	984	50	5.08	23	25	20	28	30	18	34	14		
Precinct 201 - Early Vote Reporting	984	532	54.07	197	328	279	247	308	209	373	140		
Precinct 203 0203	1239	340	27.44	105	233	204	134	220	111	224	107		
Precinct 203 - Absentee Reporting	1239	96	7.75	48	44	42	50	59	32	70	20		
Precinct 203 - Early Vote Reporting	1239	704	56.82	275	420	375	320	389	292	458	221		
Precinct 205 0205	1309	379	28.95	120	254	207	166	224	143	245	123		
Precinct 205 - Absentee Reporting	1309	120	9.17	52	63	34	77	64	44	79	26		
Precinct 205 - Early Vote Reporting	1309	747	57.07	257	481	365	370	441	275	457	257		
Precinct 207 0207	1141	280	24.54	83	193	173	103	163	103	177	85		
Precinct 207 - Absentee Reporting	1141	108	9.47	48	59	34	74	68	31	77	25		
Precinct 207 - Early Vote Reporting	1141	623	54.60	196	412	298	304	370	222	417	178		
Precinct 209 0209	837	260	31.06	80	177	158	99	164	79	162	81		
Precinct 209 - Absentee Reporting	837	62	7.41	21	40	27	34	39	21	39	20		
Precinct 209 - Early Vote Reporting	837	432	51.61	141	284	228	194	267	149	294	120		
Precinct 211 0211	845	260	30.77	63	197	148	112	159	96	164	92		
Precinct 211 - Absentee Reporting	845	44	5.21	11	32	15	28	24	19	28	15		
Precinct 211 - Early Vote Reporting	845	490	57.99	124	364	228	260	276	200	316	161		
Precinct 301 0301	952	253	26.58	83	165	149	100	162	78	153	82		
Precinct 301 - Absentee Reporting	952	73	7.67	26	39	22	46	50	12	49	14		
Precinct 301 - Early Vote Reporting	952	544	57.14	173	368	253	287	309	216	356	171		
Precinct 303 0303	889	238	26.77	67	168	138	100	145	80	144	85		
Precinct 303 - Absentee Reporting	889	72	8.10	23	45	30	40	51	17	49	18		
Precinct 303 - Early Vote Reporting	889	543	61.08	180	358	257	279	337	186	366	156		
Precinct 305 0305	1149	284	24.72	76	206	151	131	163	114	171	104		
Precinct 305 - Absentee Reporting	1149	103	8.96	44	56	42	57	70	29	73	23		
Precinct 305 - Early Vote Reporting	1149	705	61.36	234	466	300	400	355	339	449	245		
Precinct 307 0307	1745	552	31.63	189	348	360	176	348	175	360	159		
Precinct 307 - Absentee Reporting	1745	84	4.81	32	51	43	40	58	25	70	12		
Precinct 307 - Early Vote Reporting	1745	937	53.70	359	565	519	405	565	335	643	252		
Precinct 309 0309	1413	301	21.30	60	239	162	138	152	140	189	97		
Precinct 309 - Absentee Reporting	1413	112	7.93	39	71	40	70	70	35	75	33		
Precinct 309 - Early Vote Reporting	1413	921	65.18	279	639	355	561	469	432	560	338		
Precinct 401 0401	899	243	27.03	89	151	156	86	161	73	167	65		
Precinct 401 - Absentee Reporting	899	45	5.01	20	24	25	19	29	13	31	11		
Precinct 401 - Early Vote Reporting	899	521	57.95	199	320	291	225	315	194	353	154		
Precinct 403 0403	1517	339	22.35	105	226	204	126	212	108	216	95		
Precinct 403 - Absentee Reporting	1517	121	7.98	54	66	49	70	82	37	92	28		
Precinct 403 - Early Vote Reporting	1517	883	58.21	328	547	422	452	508	346	585	266		
Precinct 405 0405	1145	294	25.68	106	186	185	107	176	101	182	95		

140018	NEVADA													
	Registration	Ballots Cast	Turnout (%)	STATE QUESTION NO.1		STATE QUESTION NO.2		STATE QUESTION NO.3		STATE QUESTION NO.4				
				YES	NO	YES	NO	YES	NO	YES	NO	YES	NO	
Precinct 405 - Absentee Reporting	1145	92	8.03	34	54	38	50	63	26			70	19	
Precinct 405 - Early Vote Reportir	1145	684	59.74	213	465	306	373	390	276			460	209	
Precinct 407 0407	1009	278	27.55	63	213	142	132	156	109			164	98	
Precinct 407 - Absentee Reporting	1009	60	5.95	17	41	20	39	40	18			48	10	
Precinct 407 - Early Vote Reportir	1009	581	57.58	134	444	230	342	339	232			374	192	
Precinct 409 0409	1168	255	21.83	91	163	134	121	164	86			178	73	
Precinct 409 - Absentee Reporting	1168	109	9.33	47	58	41	64	60	44			70	32	
Precinct 409 - Early Vote Reportir	1168	700	59.93	275	422	325	371	367	317			433	251	
Precinct 411 0411	704	149	21.16	32	116	77	72	69	76			95	51	
Precinct 411 - Absentee Reporting	704	74	10.51	25	45	29	42	36	33			40	29	
Precinct 411 - Early Vote Reportir	704	455	64.63	125	329	177	277	220	228			312	140	
Precinct Totals	27285	6935	25.42	2074	4772	3898	2954	4125	2518			4375	2220	
Absentee Reporting Totals	27285	2138	7.84	826	1247	784	1287	1318	694			1477	538	
Early Vote Reporting Totals	27285	15966	58.52	5597	10219	7283	8500	8914	6574			10316	5149	
Grand Totals	27285	25039	91.77	8497	16238	11965	12741	14357	9786			16168	7907	

NEVADA														
140018	Registration	Ballots Cast	Turnout (%)	STATE QUESTION NO.1		STATE QUESTION NO.2		STATE QUESTION NO.3		STATE QUESTION NO.4				
				YES	NO	YES	NO	YES	NO	YES	NO	YES	NO	
Precinct 101 0101	1010	263	26.04	77	179	168	89	170	78	166	80			
Precinct 101 - Absentee Reporting	1010	67	6.63	24	43	23	44	38	29	43	24			
Precinct 101 - Early Vote Reporting	1010	530	52.48	220	301	263	258	319	185	350	161			
Precinct 103 0103	994	223	22.43	79	141	99	121	110	106	128	81			
Precinct 103 - Absentee Reporting	994	79	7.95	38	40	33	43	44	30	51	24			
Precinct 103 - Early Vote Reporting	994	638	64.19	238	397	266	367	308	316	370	256			
Precinct 105 0105	1008	183	18.15	52	128	64	118	93	81	100	75			
Precinct 105 - Absentee Reporting	1008	199	19.74	66	127	49	144	104	80	139	48			
Precinct 105 - Early Vote Reporting	1008	703	69.74	269	431	222	474	340	355	416	273			
Precinct 107 0107	1140	247	21.67	79	162	99	145	116	118	145	90			
Precinct 107 - Absentee Reporting	1140	125	10.96	46	78	34	89	79	41	78	42			
Precinct 107 - Early Vote Reporting	1140	719	63.07	256	460	264	450	371	333	443	258			
Precinct 109 0109	1409	330	23.42	97	231	154	172	202	119	213	104			
Precinct 109 - Absentee Reporting	1409	36	2.56	17	18	16	18	22	10	22	10			
Precinct 109 - Early Vote Reporting	1409	817	57.98	326	481	312	493	445	339	540	248			
Precinct 111 0111	1394	418	29.99	149	266	265	150	261	138	266	131			
Precinct 111 - Absentee Reporting	1394	86	6.17	38	46	42	41	57	19	65	14			
Precinct 111 - Early Vote Reporting	1394	657	47.13	299	350	379	272	430	209	438	194			
Precinct 113 0113	1385	300	21.66	57	242	131	166	152	139	187	101			
Precinct 113 - Absentee Reporting	1385	121	8.74	33	82	36	80	81	31	85	27			
Precinct 113 - Early Vote Reporting	1385	900	64.98	300	587	369	519	476	389	553	308			
Precinct 201 0201	984	266	27.03	72	188	170	90	183	67	179	66			
Precinct 201 - Absentee Reporting	984	50	5.08	23	25	20	28	30	18	34	14			
Precinct 201 - Early Vote Reporting	984	532	54.07	197	328	279	247	308	209	373	140			
Precinct 203 0203	1239	340	27.44	105	233	204	134	220	111	224	107			
Precinct 203 - Absentee Reporting	1239	96	7.75	48	44	42	50	59	32	70	20			
Precinct 203 - Early Vote Reporting	1239	704	56.82	275	420	375	320	389	292	458	221			
Precinct 205 0205	1309	379	28.95	120	254	207	166	224	143	245	123			
Precinct 205 - Absentee Reporting	1309	120	9.17	52	63	34	77	64	44	79	26			
Precinct 205 - Early Vote Reporting	1309	747	57.07	257	481	365	370	441	275	457	257			
Precinct 207 0207	1141	280	24.54	83	193	173	103	163	103	177	85			
Precinct 207 - Absentee Reporting	1141	108	9.47	48	59	34	74	68	31	77	25			
Precinct 207 - Early Vote Reporting	1141	623	54.60	196	412	298	304	370	222	417	178			
Precinct 209 0209	837	260	31.06	80	177	158	99	164	79	162	81			
Precinct 209 - Absentee Reporting	837	62	7.41	21	40	27	34	39	21	39	20			
Precinct 209 - Early Vote Reporting	837	432	51.61	141	284	228	194	267	149	294	120			
Precinct 211 0211	845	260	30.77	63	197	148	112	159	96	164	92			
Precinct 211 - Absentee Reporting	845	44	5.21	11	32	15	28	24	19	28	15			
Precinct 211 - Early Vote Reporting	845	490	57.99	124	364	228	260	276	200	316	161			
Precinct 301 0301	952	253	26.58	83	165	149	100	162	78	153	82			
Precinct 301 - Absentee Reporting	952	73	7.67	26	39	22	46	50	12	49	14			
Precinct 301 - Early Vote Reporting	952	544	57.14	173	368	253	287	309	216	356	171			
Precinct 303 0303	889	238	26.77	67	168	138	100	145	80	144	85			
Precinct 303 - Absentee Reporting	889	72	8.10	23	45	30	40	51	17	49	18			
Precinct 303 - Early Vote Reporting	889	543	61.08	180	358	257	279	337	186	366	156			
Precinct 305 0305	1149	284	24.72	76	206	151	131	163	114	171	104			
Precinct 305 - Absentee Reporting	1149	103	8.96	44	56	42	57	70	29	73	23			
Precinct 305 - Early Vote Reporting	1149	705	61.36	234	466	300	400	355	339	449	245			
Precinct 307 0307	1745	552	31.63	189	348	360	176	348	175	360	159			
Precinct 307 - Absentee Reporting	1745	84	4.81	32	51	43	40	58	25	70	12			
Precinct 307 - Early Vote Reporting	1745	937	53.70	359	565	519	405	565	335	643	252			
Precinct 309 0309	1413	301	21.30	60	239	162	138	152	140	189	97			
Precinct 309 - Absentee Reporting	1413	112	7.93	39	71	40	70	70	35	75	33			
Precinct 309 - Early Vote Reporting	1413	921	65.18	279	639	355	561	469	432	560	338			
Precinct 401 0401	899	243	27.03	89	151	156	86	161	73	167	65			
Precinct 401 - Absentee Reporting	899	45	5.01	20	24	25	19	29	13	31	11			
Precinct 401 - Early Vote Reporting	899	521	57.95	199	320	291	225	315	194	353	154			
Precinct 403 0403	1517	339	22.35	105	226	204	126	212	108	216	95			
Precinct 403 - Absentee Reporting	1517	121	7.98	54	66	49	70	82	37	92	28			
Precinct 403 - Early Vote Reporting	1517	883	58.21	328	547	422	452	508	346	585	266			
Precinct 405 0405	1145	294	25.68	106	186	185	107	176	101	182	95			

NEVADA													
140018	Registration	Ballots Cast	Turnout (%)	STATE QUESTION NO.1		STATE QUESTION NO.2		STATE QUESTION NO.3		STATE QUESTION NO.4			
				YES	NO	YES	NO	YES	NO	YES	NO		
Precinct 405 - Absentee Reporting	1145	92	8.03	34	54	38	50	63	26			70	19
Precinct 405 - Early Vote Reporting	1145	684	59.74	213	465	306	373	390	276			460	209
Precinct 407 0407	1009	278	27.55	63	213	142	132	156	109			164	98
Precinct 407 - Absentee Reporting	1009	60	5.95	17	41	20	39	40	18			48	10
Precinct 407 - Early Vote Reporting	1009	581	57.58	134	444	230	342	339	232			374	192
Precinct 409 0409	1168	255	21.83	91	163	134	121	164	86			178	73
Precinct 409 - Absentee Reporting	1168	109	9.33	47	58	41	64	60	44			70	32
Precinct 409 - Early Vote Reporting	1168	700	59.93	275	422	325	371	367	317			433	251
Precinct 411 0411	704	149	21.16	32	116	77	72	69	76			95	51
Precinct 411 - Absentee Reporting	704	74	10.51	25	45	29	42	36	33			40	29
Precinct 411 - Early Vote Reporting	704	455	64.63	125	329	177	277	220	228			312	140
Precinct Totals	27285	6935	25.42	2074	4772	3898	2954	4125	2518			4375	2220
Absentee Reporting Totals	27285	2138	7.84	826	1247	784	1287	1318	694			1477	538
Early Vote Reporting Totals	27285	15966	58.52	5597	10219	7283	8500	8914	6574			10316	5149
Grand Totals	27285	25039	91.77	8497	16238	11965	12741	14357	9786			16168	7907

140018	NEVADA													
	Registration	Ballots Cast	Turnout (%)	STATE QUESTION NO.1		STATE QUESTION NO.2		STATE QUESTION NO.3		STATE QUESTION NO.4				
				YES	NO	YES	NO	YES	NO	YES	NO			
Precinct 101 0101	1010	263	26.04	77	179	168	89	170	78	166	80			
Precinct 101 - Absentee Reportin	1010	67	6.63	24	43	23	44	38	29	43	24			
Precinct 101 - Early Vote Reportir	1010	530	52.48	220	301	263	258	319	185	350	161			
Precinct 103 0103	994	223	22.43	79	141	99	121	110	106	128	81			
Precinct 103 - Absentee Reportin	994	79	7.95	38	40	33	43	44	30	51	24			
Precinct 103 - Early Vote Reportir	994	638	64.19	238	397	266	367	308	316	370	256			
Precinct 105 0105	1008	183	18.15	52	128	64	118	93	81	100	75			
Precinct 105 - Absentee Reportin	1008	199	19.74	66	127	49	144	104	80	139	48			
Precinct 105 - Early Vote Reportir	1008	703	69.74	269	431	222	474	340	355	416	273			
Precinct 107 0107	1140	247	21.67	79	162	99	145	116	118	145	90			
Precinct 107 - Absentee Reportin	1140	125	10.96	46	78	34	89	79	41	78	42			
Precinct 107 - Early Vote Reportir	1140	719	63.07	266	460	264	450	371	333	443	258			
Precinct 109 0109	1409	330	23.42	97	231	154	172	202	119	213	104			
Precinct 109 - Absentee Reportin	1409	36	2.56	17	18	16	18	22	10	22	10			
Precinct 109 - Early Vote Reportir	1409	817	57.98	326	481	312	493	445	339	540	248			
Precinct 111 0111	1394	418	29.99	149	266	265	150	261	138	266	131			
Precinct 111 - Absentee Reportin	1394	86	6.17	38	46	42	41	57	19	65	14			
Precinct 111 - Early Vote Reportir	1394	657	47.13	299	350	379	272	430	209	438	194			
Precinct 113 0113	1385	300	21.66	57	242	131	166	152	139	187	101			
Precinct 113 - Absentee Reportin	1385	121	8.74	33	82	36	80	81	31	85	27			
Precinct 113 - Early Vote Reportir	1385	900	64.98	300	587	369	519	476	389	553	308			
Precinct 201 0201	984	266	27.03	72	188	170	90	183	67	179	66			
Precinct 201 - Absentee Reportin	984	50	5.08	23	25	20	28	30	18	34	14			
Precinct 201 - Early Vote Reportir	984	532	54.07	197	328	279	247	308	209	373	140			
Precinct 203 0203	1239	340	27.44	105	233	204	134	220	111	224	107			
Precinct 203 - Absentee Reportin	1239	96	7.75	48	44	42	50	59	32	70	20			
Precinct 203 - Early Vote Reportir	1239	704	56.82	275	420	375	320	389	292	458	221			
Precinct 205 0205	1309	379	28.95	120	254	207	166	224	143	245	123			
Precinct 205 - Absentee Reportin	1309	120	9.17	52	63	34	77	64	44	79	26			
Precinct 205 - Early Vote Reportir	1309	747	57.07	257	481	365	370	441	275	457	257			
Precinct 207 0207	1141	280	24.54	83	193	173	103	163	103	177	85			
Precinct 207 - Absentee Reportin	1141	108	9.47	48	59	34	74	68	31	77	25			
Precinct 207 - Early Vote Reportir	1141	623	54.80	196	412	298	304	370	222	417	178			
Precinct 209 0209	837	260	31.06	80	177	158	99	164	79	162	81			
Precinct 209 - Absentee Reportin	837	62	7.41	21	40	27	34	39	21	39	20			
Precinct 209 - Early Vote Reportir	837	432	51.61	141	284	228	194	267	149	294	120			
Precinct 211 0211	845	260	30.77	63	197	148	112	159	96	164	92			
Precinct 211 - Absentee Reportin	845	44	5.21	11	32	15	28	24	19	28	15			
Precinct 211 - Early Vote Reportir	845	490	57.99	124	364	228	260	276	200	316	161			
Precinct 301 0301	952	253	26.58	83	165	149	100	162	78	153	82			
Precinct 301 - Absentee Reportin	952	73	7.67	26	39	22	46	50	12	49	14			
Precinct 301 - Early Vote Reportir	952	544	57.14	173	368	253	287	309	216	356	171			
Precinct 303 0303	889	238	26.77	67	168	138	100	145	80	144	85			
Precinct 303 - Absentee Reportin	889	72	8.10	23	45	30	40	51	17	49	18			
Precinct 303 - Early Vote Reportir	889	543	61.08	180	358	257	279	337	186	366	156			
Precinct 305 0305	1149	284	24.72	76	206	151	131	163	114	171	104			
Precinct 305 - Absentee Reportin	1149	103	8.96	44	56	42	57	70	29	73	23			
Precinct 305 - Early Vote Reportir	1149	705	61.36	234	466	300	400	355	339	449	245			
Precinct 307 0307	1745	552	31.63	189	348	360	176	348	175	360	159			
Precinct 307 - Absentee Reportin	1745	84	4.81	32	51	43	40	58	25	70	12			
Precinct 307 - Early Vote Reportir	1745	937	53.70	359	565	519	405	565	335	643	252			
Precinct 309 0309	1413	301	21.30	60	239	162	138	152	140	189	97			
Precinct 309 - Absentee Reportin	1413	112	7.93	39	71	40	70	70	35	75	33			
Precinct 309 - Early Vote Reportir	1413	921	65.18	279	639	355	561	469	432	560	338			
Precinct 401 0401	899	243	27.03	89	151	156	86	161	73	167	65			
Precinct 401 - Absentee Reportin	899	45	5.01	20	24	25	19	29	13	31	11			
Precinct 401 - Early Vote Reportir	899	521	57.95	199	320	291	225	315	194	353	154			
Precinct 403 0403	1517	339	22.35	105	226	204	126	212	108	216	95			
Precinct 403 - Absentee Reportin	1517	121	7.98	54	66	49	70	82	37	92	28			
Precinct 403 - Early Vote Reportir	1517	883	58.21	328	547	422	452	508	346	585	266			
Precinct 405 0405	1145	294	25.68	106	186	185	107	176	101	182	95			



140018	NEVADA													
	Registration	Ballots Cast	Turnout (%)	STATE QUESTION NO.1		STATE QUESTION NO.2		STATE QUESTION NO.3		STATE QUESTION NO.4				
				YES	NO	YES	NO	YES	NO	YES	NO			
Precinct 405 - Absentee Reporting	1145	92	8.03	34	54	38	50	63	26	70	19			
Precinct 405 - Early Vote Reporting	1145	684	59.74	213	465	306	373	390	276	460	209			
Precinct 407 0407	1009	278	27.55	63	213	142	132	156	109	164	98			
Precinct 407 - Absentee Reporting	1009	60	5.95	17	41	20	39	40	18	48	10			
Precinct 407 - Early Vote Reporting	1009	581	57.58	134	444	230	342	339	232	374	192			
Precinct 409 0409	1168	255	21.83	91	163	134	121	164	86	178	73			
Precinct 409 - Absentee Reporting	1168	109	9.33	47	58	41	64	60	44	70	32			
Precinct 409 - Early Vote Reporting	1168	700	59.93	275	422	325	371	367	317	433	251			
Precinct 411 0411	704	149	21.16	32	116	77	72	69	76	95	51			
Precinct 411 - Absentee Reporting	704	74	10.51	25	45	29	42	36	33	40	29			
Precinct 411 - Early Vote Reporting	704	455	64.63	125	329	177	277	220	228	312	140			
Precinct Totals	27285	6935	25.42	2074	4772	3898	2954	4125	2518	4375	2220			
Absentee Reporting Totals	27285	2138	7.84	826	1247	784	1287	1318	694	1477	538			
Early Vote Reporting Totals	27285	15966	58.52	5597	10219	7283	8500	8914	6574	10316	5149			
Grand Totals	27285	25039	91.77	8497	16238	11965	12741	14357	9786	16168	7907			

140018	NEVADA													
	Registration	Ballots Cast	Turnout (%)	STATE QUESTION NO.1		STATE QUESTION NO.2		STATE QUESTION NO.3		STATE QUESTION NO.4				
				YES	NO	YES	NO	YES	NO	YES	NO			
Precinct 101 - 0101	1010	263	26.04	77	179	168	89	170	78	166	80			
Precinct 101 - Absentee Reporting	1010	67	6.63	24	43	23	44	38	29	43	24			
Precinct 101 - Early Vote Reporting	1010	530	52.48	220	301	263	258	319	185	350	161			
Precinct 103 - 0103	994	223	22.43	79	141	99	121	110	106	128	81			
Precinct 103 - Absentee Reporting	994	79	7.95	38	40	33	43	44	30	51	24			
Precinct 103 - Early Vote Reporting	994	638	64.19	238	397	266	367	308	316	370	256			
Precinct 105 - 0105	1008	183	18.15	52	128	64	118	93	81	100	75			
Precinct 105 - Absentee Reporting	1008	199	19.74	66	127	49	144	104	80	139	48			
Precinct 105 - Early Vote Reporting	1008	703	69.74	269	431	222	474	340	355	416	273			
Precinct 107 - 0107	1140	247	21.67	79	162	99	145	116	118	145	90			
Precinct 107 - Absentee Reporting	1140	125	10.96	46	78	34	89	79	41	78	42			
Precinct 107 - Early Vote Reporting	1140	719	63.07	256	460	264	450	371	333	443	258			
Precinct 109 - 0109	1409	330	23.42	97	231	154	172	202	119	213	104			
Precinct 109 - Absentee Reporting	1409	36	2.56	17	18	16	18	22	10	22	10			
Precinct 109 - Early Vote Reporting	1409	817	57.98	326	481	312	493	445	339	540	248			
Precinct 111 - 0111	1394	418	29.99	149	266	265	150	261	138	266	131			
Precinct 111 - Absentee Reporting	1394	86	6.17	38	46	42	41	57	19	65	14			
Precinct 111 - Early Vote Reporting	1394	657	47.13	299	350	379	272	430	209	438	194			
Precinct 113 - 0113	1385	300	21.66	57	242	131	166	152	139	187	101			
Precinct 113 - Absentee Reporting	1385	121	8.74	33	82	36	80	81	31	85	27			
Precinct 113 - Early Vote Reporting	1385	900	64.98	300	587	369	519	476	389	553	308			
Precinct 201 - 0201	984	266	27.03	72	188	170	90	183	67	179	66			
Precinct 201 - Absentee Reporting	984	50	5.08	23	25	20	28	30	18	34	14			
Precinct 201 - Early Vote Reporting	984	532	54.07	197	328	279	247	308	209	373	140			
Precinct 203 - 0203	1239	340	27.44	105	233	204	134	220	111	224	107			
Precinct 203 - Absentee Reporting	1239	96	7.75	48	44	42	50	59	32	70	20			
Precinct 203 - Early Vote Reporting	1239	704	56.82	275	420	375	320	389	292	458	221			
Precinct 205 - 0205	1309	379	28.95	120	254	207	166	224	143	245	123			
Precinct 205 - Absentee Reporting	1309	120	9.17	52	63	34	77	64	44	79	26			
Precinct 205 - Early Vote Reporting	1309	747	57.07	257	481	365	370	441	275	457	257			
Precinct 207 - 0207	1141	280	24.54	83	193	173	103	163	103	177	85			
Precinct 207 - Absentee Reporting	1141	108	9.47	48	59	34	74	68	31	77	25			
Precinct 207 - Early Vote Reporting	1141	623	54.60	196	412	298	304	370	222	417	178			
Precinct 209 - 0209	837	260	31.06	80	177	158	99	164	79	162	81			
Precinct 209 - Absentee Reporting	837	62	7.41	21	40	27	34	39	21	39	20			
Precinct 209 - Early Vote Reporting	837	432	51.61	141	284	228	194	267	149	294	120			
Precinct 211 - 0211	845	260	30.77	63	197	148	112	159	96	164	92			
Precinct 211 - Absentee Reporting	845	44	5.21	11	32	15	28	24	19	28	15			
Precinct 211 - Early Vote Reporting	845	490	57.99	124	364	228	260	276	200	316	161			
Precinct 301 - 0301	952	253	26.58	83	165	149	100	162	78	153	82			
Precinct 301 - Absentee Reporting	952	73	7.67	26	39	22	46	50	12	49	14			
Precinct 301 - Early Vote Reporting	952	544	57.14	173	368	253	287	309	216	356	171			
Precinct 303 - 0303	889	238	26.77	67	168	138	100	145	80	144	85			
Precinct 303 - Absentee Reporting	889	72	8.10	23	45	30	40	51	17	49	18			
Precinct 303 - Early Vote Reporting	889	543	61.08	180	358	257	279	337	186	366	156			
Precinct 305 - 0305	1149	284	24.72	76	206	151	131	163	114	171	104			
Precinct 305 - Absentee Reporting	1149	103	8.96	44	56	42	57	70	29	73	23			
Precinct 305 - Early Vote Reporting	1149	705	61.36	234	466	300	400	355	339	449	245			
Precinct 307 - 0307	1745	552	31.63	189	348	360	176	348	175	360	159			
Precinct 307 - Absentee Reporting	1745	84	4.81	32	51	43	40	58	25	70	12			
Precinct 307 - Early Vote Reporting	1745	937	53.70	359	585	519	405	565	335	643	252			
Precinct 309 - 0309	1413	301	21.30	60	239	162	138	152	140	189	97			
Precinct 309 - Absentee Reporting	1413	112	7.93	39	71	40	70	70	35	75	33			
Precinct 309 - Early Vote Reporting	1413	921	65.18	279	639	355	561	469	432	560	338			
Precinct 401 - 0401	899	243	27.03	89	151	156	86	161	73	167	65			
Precinct 401 - Absentee Reporting	899	45	5.01	20	24	25	19	29	13	31	11			
Precinct 401 - Early Vote Reporting	899	521	57.95	199	320	291	225	315	194	353	154			
Precinct 403 - 0403	1517	339	22.35	105	226	204	126	212	108	216	95			
Precinct 403 - Absentee Reporting	1517	121	7.98	54	66	49	70	82	37	92	28			
Precinct 403 - Early Vote Reporting	1517	883	58.21	328	547	422	452	508	346	585	266			
Precinct 405 - 0405	1145	294	25.68	106	186	185	107	176	101	182	95			


140018	NEVADA													
	Registration	Ballots Cast	Turnout (%)	STATE QUESTION NO.1			STATE QUESTION NO.2			STATE QUESTION NO.3			STATE QUESTION NO.4	
				YES	NO		YES	NO		YES	NO		YES	NO
Precinct 405 - Absentee Reporting	1145	92	8.03	34	54		38	50		63	26		70	19
Precinct 405 - Early Vote Reporting	1145	684	59.74	213	465		306	373		390	276		460	209
Precinct 407 0407	1009	278	27.55	63	213		142	132		156	109		164	98
Precinct 407 - Absentee Reporting	1009	60	5.95	17	41		20	39		40	18		48	10
Precinct 407 - Early Vote Reporting	1009	581	57.58	134	444		230	342		339	232		374	192
Precinct 409 0409	1168	255	21.83	91	163		134	121		164	86		178	73
Precinct 409 - Absentee Reporting	1168	109	9.33	47	58		41	64		60	44		70	32
Precinct 409 - Early Vote Reporting	1168	700	59.93	275	422		325	371		367	317		433	251
Precinct 411 0411	704	149	21.16	32	116		77	72		69	76		95	51
Precinct 411 - Absentee Reporting	704	74	10.51	25	45		29	42		36	33		40	29
Precinct 411 - Early Vote Reporting	704	455	64.63	125	329		177	277		220	228		312	140
Precinct Totals	27285	6935	25.42	2074	4772		3898	2954		4125	2518		4375	2220
Absentee Reporting Totals	27285	2138	7.84	826	1247		784	1287		1318	694		1477	538
Early Vote Reporting Totals	27285	15966	58.52	5597	10219		7283	8500		8914	6574		10316	5149
Grand Totals	27285	25039	91.77	8497	16238		11965	12741		14357	9786		16168	7907






Results certified this 15th day of November, 2016.

By:



Robert L. Crowell  
Mayor

Attested By:



Susan Merriwether, Carson City Clerk-Recorder

---

Elections Division  
775-887-2087  
Fax 775-887-2146  
elections@carson.org  
www.carson.org/elections

Marriage Bureau  
775-887-2084  
Fax 775-887-2146  
marriages@carson.org  
www.carson.org/marriages