

# Parks Department Assets Management



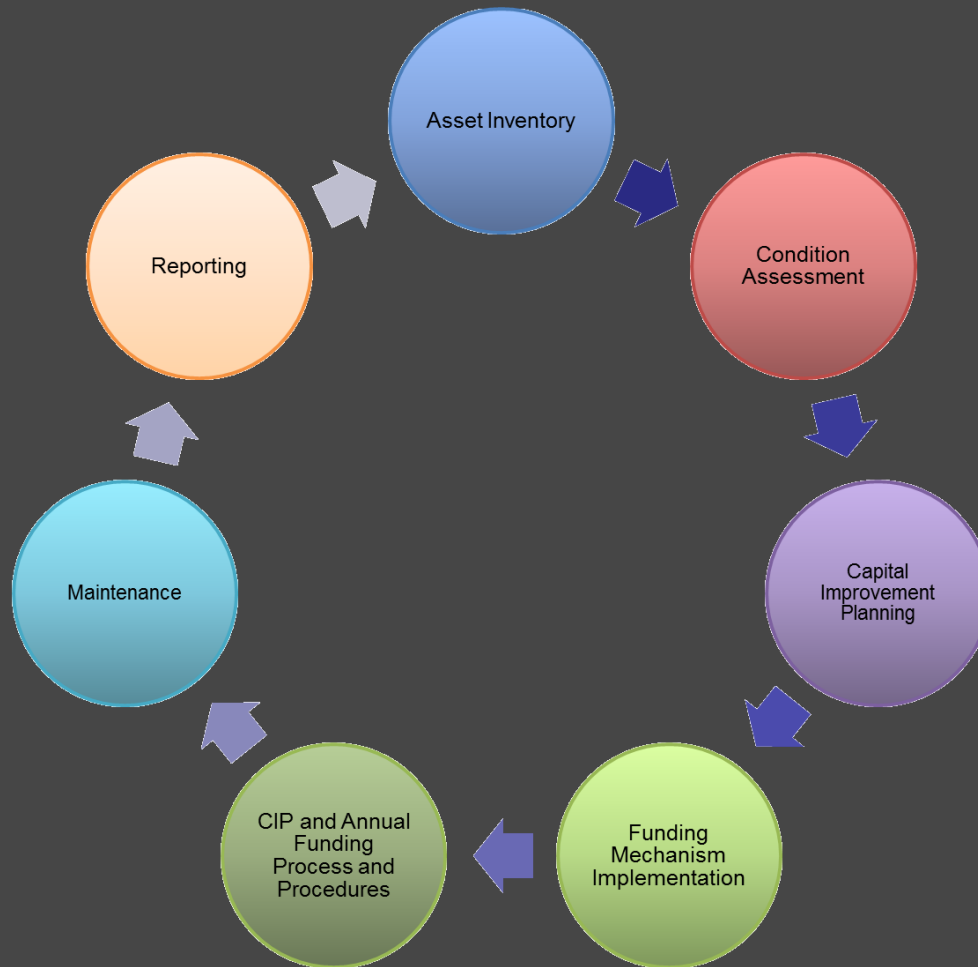
# Smartsheet

- ▶ Assets Management Spreadsheet
- ▶ First adapted by Public Works
- ▶ Cloud Base
- ▶ Excel type spreadsheet
- ▶ Allows us to capture assets at all facilities
  - Quantities of Amenities and conditions
- ▶ User friendly

# Asset Management Program

- ▶ The Asset Management Program will implement strategies with the fundamental goal of providing the following benefits:
  - Developing a proactive maintenance and planning strategy
  - Minimizing risk and maximizing the effective useful life of City assets
  - Optimizing customer service
  - Promoting data driven decisions and increasing transparency











# Asset Management Cycle



“Not a project, it is a program”

# Parks

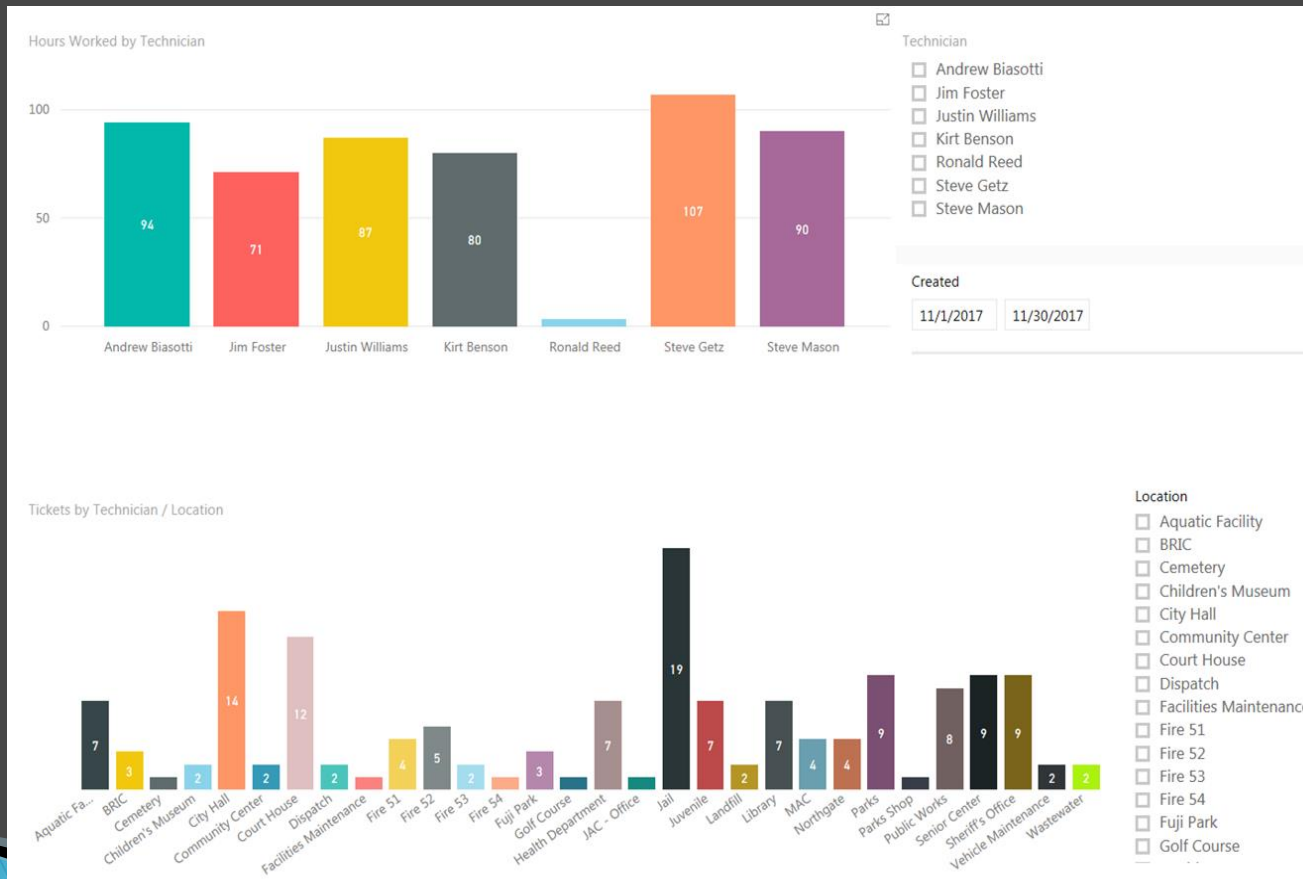
## ▶ 2018 Objective – Quarterly Review of Condition Assessments

| Facility Condition Survey                       | Type  | Quantity  | Serial Number  | Estimated Remaining Useful Life | Ranking | Action* | \$ Immediate Needs** | \$ Capital Reserves** |
|---|---|---|--|---------------------------------|---------|---------|----------------------|-----------------------|
| <b>Community Center - 851 E. William Street</b> |  |   |  |                                 |         |         |                      |                       |
| <b>SITE IMPROVEMENTS</b>                        |   |   |  |                                 |         |         |                      |                       |
| Storm Drain System                              | Drop Inlet  |   |  | 20+                             | 1       | NM      |                      |                       |
| Parking, Pavement, Curbs & Gutters              | Asphalt Parking Lot   |    |    | 15+                             | 4       | IR      |                      | 10k                   |
| Sidewalks                                       | Concrete  |    |    | 15                              | 1       | NM      |                      |                       |
| Utilities                                       | City Water, Sewer, N  |   |  | 20+                             | 1       | NM      |                      |                       |
| Landscaping                                     | Grass, Trees, Shrubs  |  |  | 20                              | 1       | NM      |                      |                       |
| Site Lighting                                   | Building and Pole Mo  |  |  | 20+                             | 1       | NM      |                      |                       |
| Site & Building Signage                         | Electric  |  |  | 15+                             | 1       | NM      |                      |                       |



# Parks

## ▶ 2018 Objective – Work Order Management System (RT)



# Assets Management

Some of the Assets that are captured in Spreadsheets

- ▶ Structures
  - Restroom Facilities
  - Announcer Buildings
  - Snack bars
  - Pavilions
  - Bleachers
- ▶ Amenities
  - Playgrounds
  - Exercise Equipment
  - Picnic tables
  - Park Benches
- ▶ Fencing/Signage
  - Types and number of signs
  - Amount of fencing and condition
- ▶ Parking lots
- ▶ Irrigation systems
- ▶ Landscapes



# What We Have Found So Far


- ▶ Parks Department quantities results:
  - Number of Trees in Facilities: 5,601
  - Total area of Turf: 120 acres
  - Total of Landscape areas: 69 acres
  - Total number of shrubs: 9,611
  - Total lengths of trails: 90,000 Linear Feet





# Breakdown per Parks Maintenance Staff

- ▶ Break down per Parks Maintenance (PM) Staff
  - Trees per PM Staff – 466 Trees
  - Turf Acres per PM Staff – 10 acres
  - Non-turf Landscapes area per PM – 6 acres
  - Trail per PM Staff – 1.4 miles



# Interesting Stats

- ▶ Signs, Signs Everywhere signs: 1,598 signs
- ▶ Total fencing length: 60,189 Linear ft.
  - 11.4 miles
- ▶ Asphalt Parking lot area: 1,453,802 sq. ft.
  - 33.3 Acres



# Next Steps

- ▶ Condition Index
  - Ratings From 1 – 5
- ▶ Integrating current inventory tracker for equipment with Smartsheet
  - Currently using WASP inventory system
    - Excel Spreadsheet based
    - Park Shop Coordinator just finished updating information
- ▶ Use Request Tracker in conjunction with Smartsheet
  - Track high use rates
  - Track intense maintenance areas
  - Track problem areas



# Questions

