



STAFF REPORT

Report To: Board of Supervisors

Meeting Date: November 15, 2018

Staff Contact: Ken Furlong, KFurlong@carson.org

Agenda Title: For Possible Action: To approve the funding of three (3) full-time employee positions at the Sheriff's Office (one civilian and two sworn deputies), for the re-implementation of a full-time Traffic Enforcement program in the amount of \$267,826.46 annually. (Sheriff Furlong, kfurlong@carson.org)

Staff Summary: Prior to FY 2011 budget reductions, the Sheriff's Office staffed a full-time Traffic Enforcement unit consisting of four (4) full-time employees. For the period of January 2004 through December 2010, the community witnessed a 55% reduction in traffic accidents (NHP jurisdiction excluded) as a result of the full-time unit enforcement and educational efforts. Forced budget reductions in 2011 eliminated the staffing for this particular function and the Sheriff's Office moved the program to a Traffic Management role, downgrading traffic enforcement to a secondary department function. Since January 2011, traffic accidents have increased by 66%, with non-injury accidents occurring at a rate of 3:1 over injury accidents. During the same period, DUI activities have nearly doubled. Funding this initiative will allow the Sheriff's Office to begin the process of re-implementing a community Traffic Enforcement program for the health and safety of the citizens and the roads in which they travel.

Agenda Action: Formal Action/Motion

Time Requested: 15 minutes

Proposed Motion

I move to approve the funding of three (3) full-time employee positions at the Sheriff's Office (one civilian and two sworn deputies), for the re-implementation of a full-time Traffic Enforcement program in the amount of \$267,826.46 annually.

Board's Strategic Goal

Safety

Previous Action

N/A

Background/Issues & Analysis

With the addition of increased traffic accidents and DUI's, the need for re-implementing the traffic unit will help to decrease both. This will also better increase the Sheriff's Office presence in the community. By approving a civilian FTE, this will backfill the position lost by the Patrol Division when the medical marijuana initiative began. During that time the Sheriff Office's lost one Patrol Deputy in order to monitor the new laws, policies, and regulations created from both medicinal and recreational marijuana. This will also increase the efficiency of the government by utilizing non-sworn personnel to decrease costs to the city. All told this funding will allow the Sheriff's Office to begin a process of re-implementing a community Traffic Enforcement Unit to address the health and safety of our roadways.

Applicable Statute, Code, Policy, Rule or Regulation

N/A

Financial Information

Is there a fiscal impact? Yes No

If yes, account name/number: General Fund / Sheriff's Office Budget

Is it currently budgeted? Yes No

Explanation of Fiscal Impact:

Approximately \$267,826 per year, which will come from the General Fund. Year one (1) Fiscal impact is likely to be approximately one-half of the projected annual costs. The funding to cover the annual costs is from General Fund revenues that are anticipated to be in excess of amounts that were previously budgeted.

Alternatives

Not to fund new employee positions.

Board Action Taken:

Motion: _____

1) _____

2) _____

Aye/Nay

(Vote Recorded By)



		Number of Deputies				
Support Specialist		1	2	3	4	5
	0	\$ 104,849.78	\$ 209,699.56	\$ 314,549.34	\$ 419,399.12	\$ 524,248.90
	1	\$ 162,976.68	\$ 267,826.46	\$ 372,676.24	\$ 477,526.02	\$ 582,375.80
	2	\$ 221,103.57	\$ 325,953.35	\$ 430,803.13	\$ 535,652.91	\$ 640,502.69

Deputy Step 3			
DSA 3	BUDGET	\$	56,835.71
	Total wages	\$	56,835.71
	DSA PHYSICAL AGILITY	\$	1,000.00
	DSA UNIFORM	\$	1,700.00
	DSA POST ADVANCED	\$	1,000.00
	DSA MOTORCYCLE PAY	\$	912.50
	Total additional pays	\$	4,612.50
	GROUP INS-SO+CHILD(REN)	\$	16,472.57
	MEDICARE	\$	852.27
	PERS PS ER PAID	\$	23,018.46
	WC - HEART AND LUNG	\$	851.49
	WORKERS COMP - POLICE	\$	2,206.78
	Total benefits	\$	43,401.57
	Total expense	\$	104,849.78

Entry Level Support Specialist			
A3 1	1	BUDGET REG ONLY	\$ 40,665.46
		Total wages	\$ 40,665.46
	1	GROUP INS-CC SELF	\$ 10,298.92
		MEDICARE	\$ 589.65
		PERS EE/ER	\$ 5,896.49
		WORKERS COMP - MUNICIPAL	\$ 676.38
		Total benefits	\$ 17,461.44
		Total expense	\$ 58,126.90

Traffic Enforcement

CARSON CITY
LAW ENFORCEMENT FACILITIES

**An Action to Approve the Funding
for the Re-implementation of a
Traffic Enforcement Program**

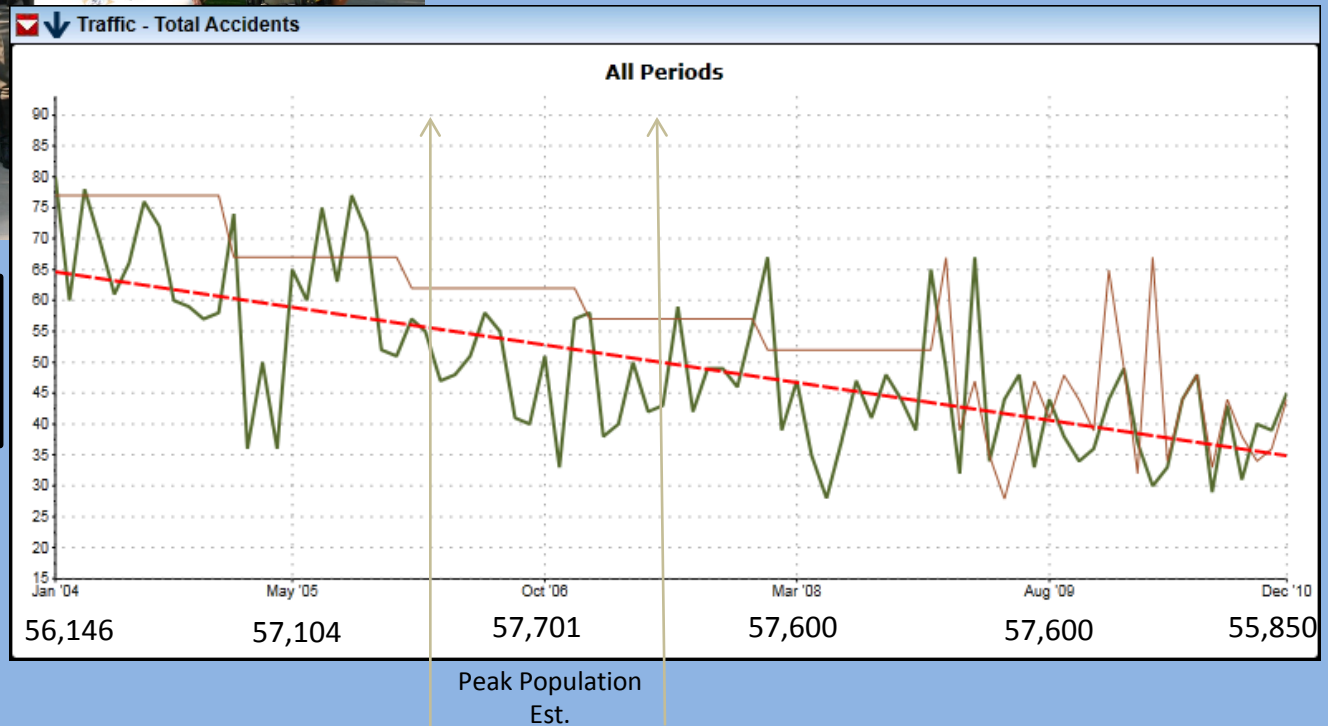
Traffic Crash History




From January 2004 to December 2010 with **Traffic Enforcement Program**, crash trend rate data declined by 55%

- High Point: March 2004 @ 76 1.35 crashes per 1,000 residents
- Low Point: April 2008 @ 28 .48 crashes per 1,000 residents

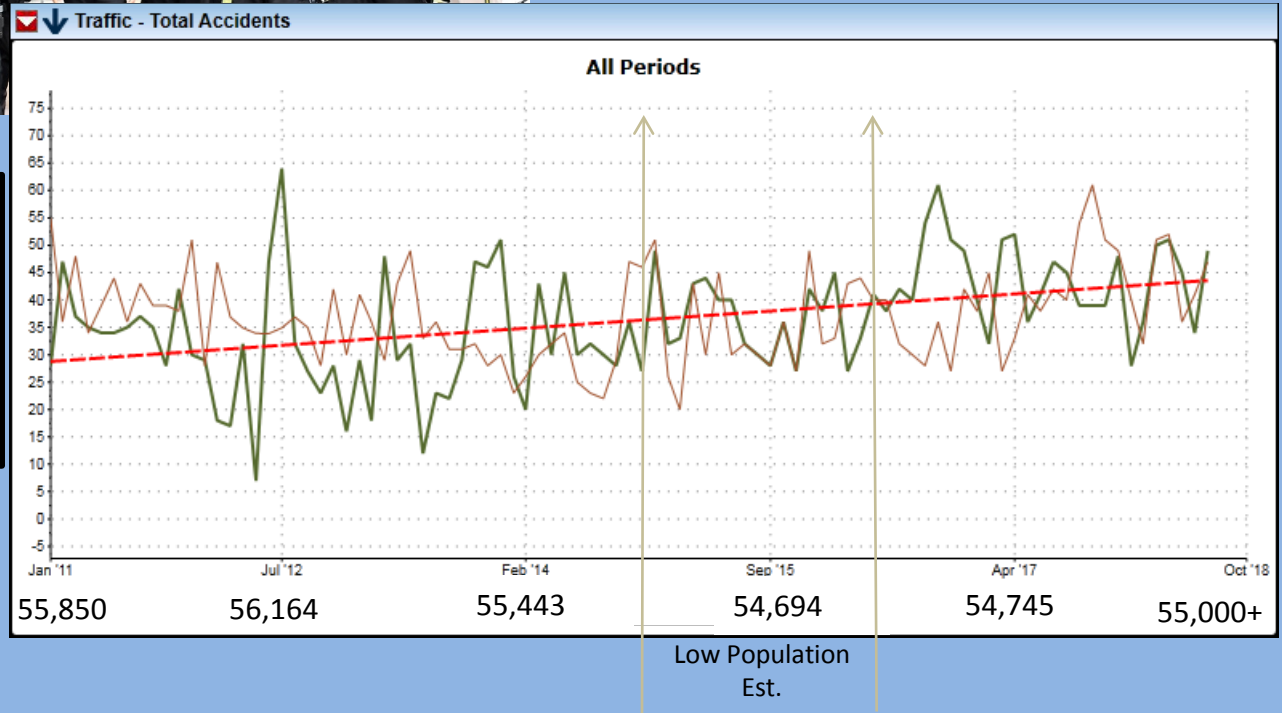
Annual Population Estimate from State Criminal Repository →



Traffic Crash History



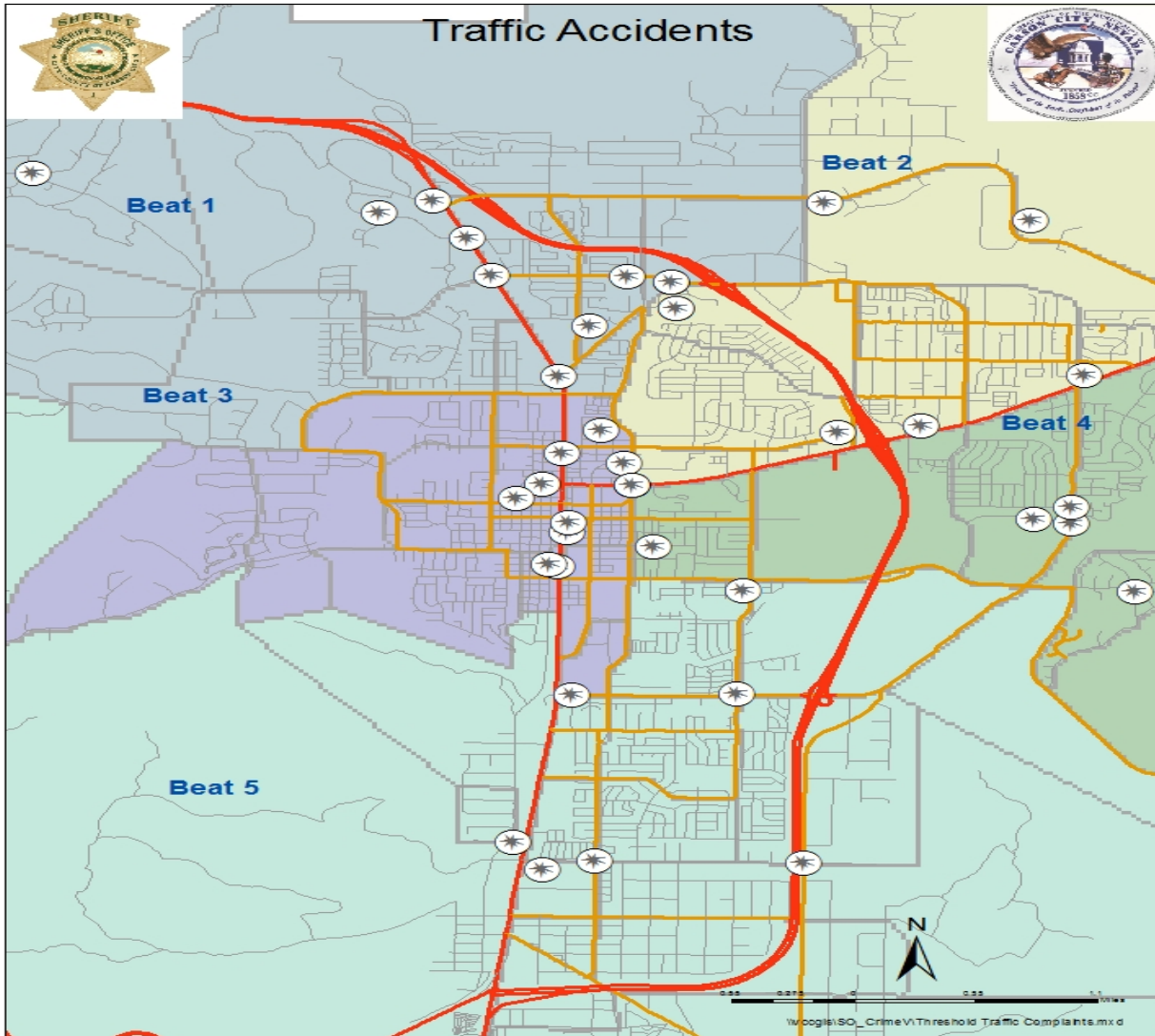
From January 2011 to Present, with **Traffic Management Program**, crash trend rate data has increased by 66%



- High Point: July 2012 @ 64
Down 16% from Previous High:
1.14 crashes per 1,000 Residents
- Low Point: August 2012 @ 7
Down 75% from Previous Low
.12 crashes per 1,000 Residents

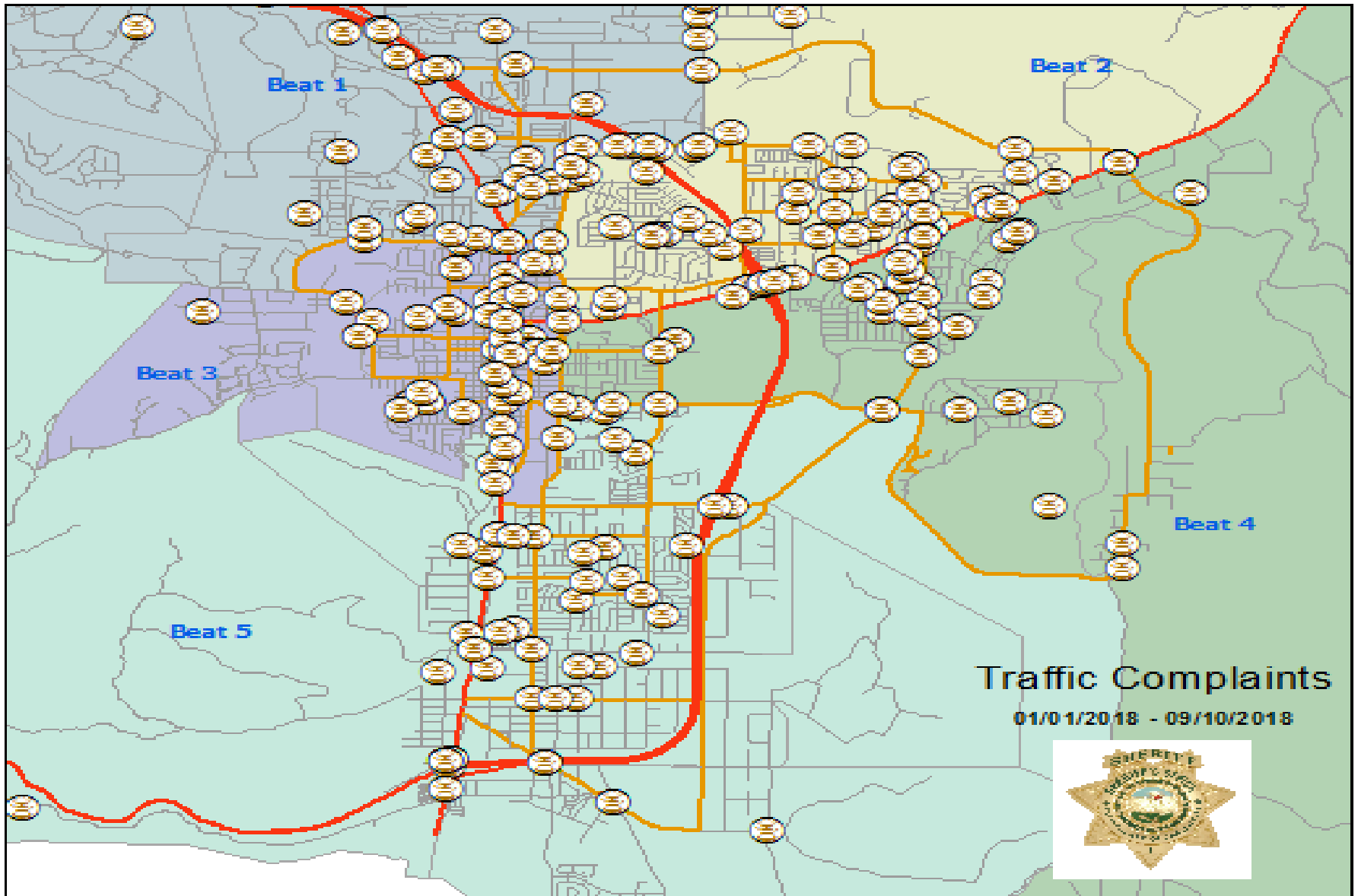
Annual Population Estimate from State Criminal Repository →

Bi-Weekly Traffic Crash Mapping



**Bi-Weekly Alerts
are provided to
the patrol
division and
management**

Traffic Complaint Mapping



Sheriff's Traffic Strategy

Goal: Zero Fatalities

Education & Prevention and Enforcement

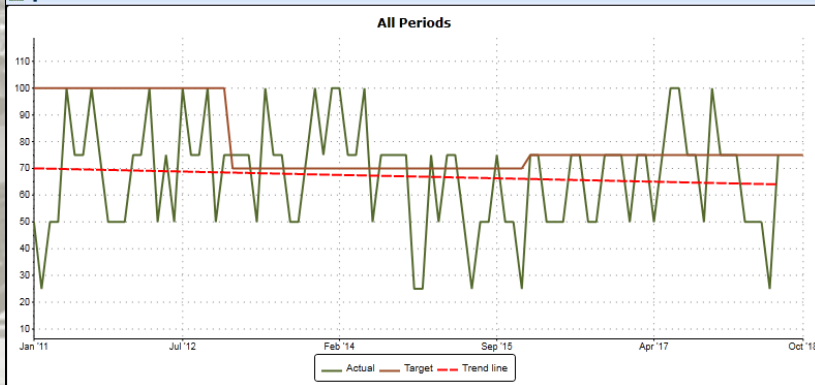
Education & Prevention

Press Releases
DUI Checkpoints
Volunteer Enforcement
Traffic Warnings

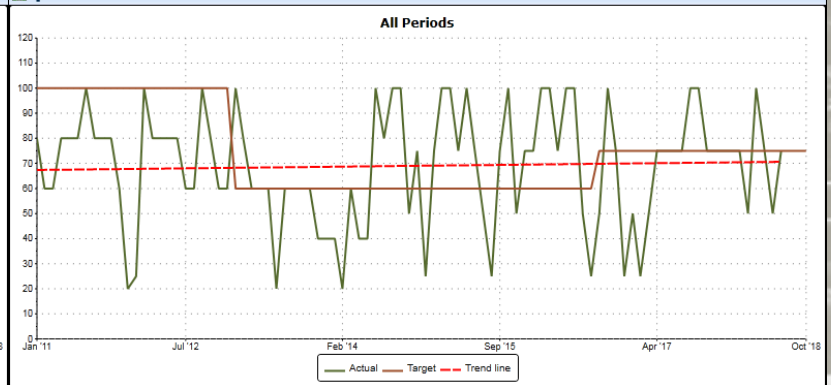
Enforcement

DUI Arrests
Traffic Citations
Special Event Activities
Joining Forces Activities

↑ Traffic - Educational Target Attainment

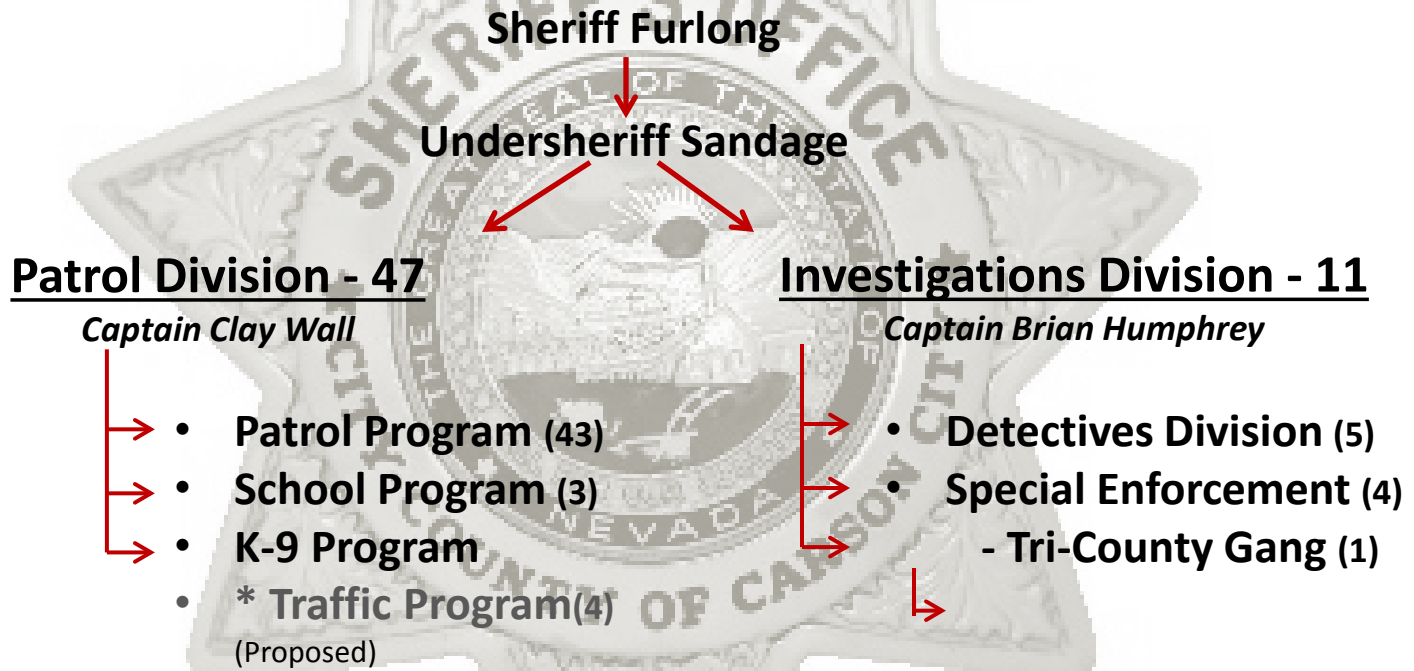


↑ Traffic - Enforcement Target Attainment



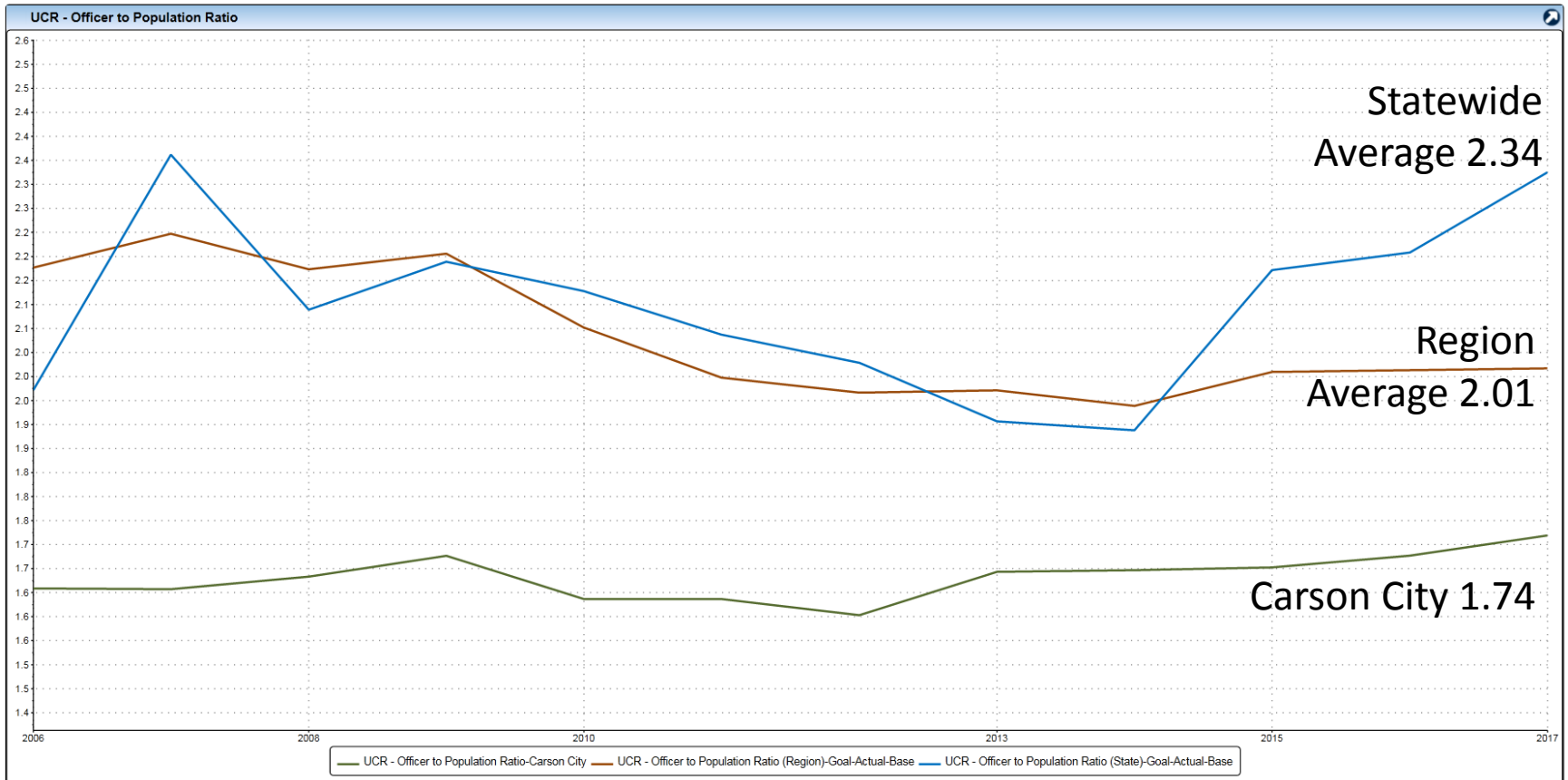
Organizational Structure

Operations Division



* Delineates not funded

Officer to Population Ratio in 2017



Total Law Enforcement Officers Servicing the Community per 1,000 Residents.

* Data Reported by "Crime and Justice in Nevada"

Conclusions

Enhancements to Public Safety through Funding of Traffic Enforcement Initiative

School Zone Safety

Pedestrian Safety

Special Enforcement

Officer Safety

Youth Driving Awareness

Enhanced SRO Program

Warrant Services

Assist to Other Agencies

Targeted Enforcement

Open Space/Parks

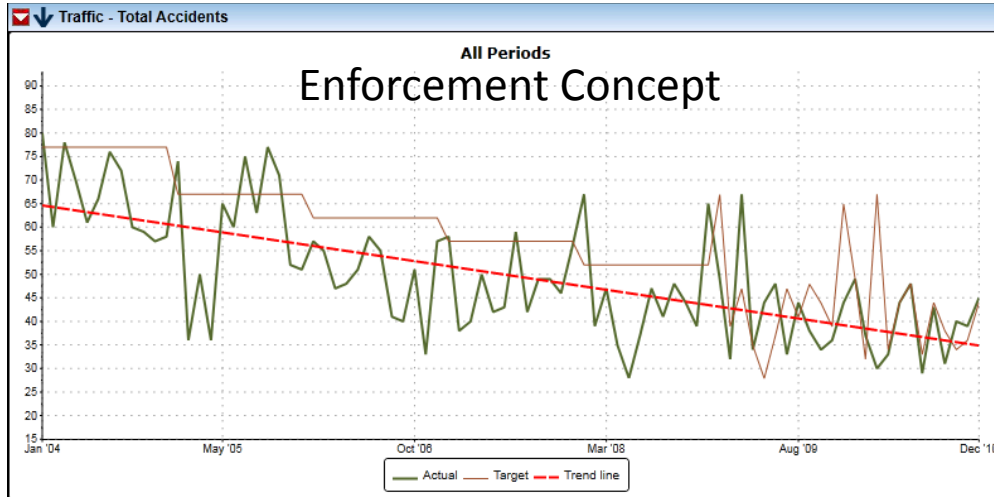
Special Events Support

Accident Engagement

DUI Enforcement

*Boys and Girls Club of Western Nevada
Cops - N - Kids Day*

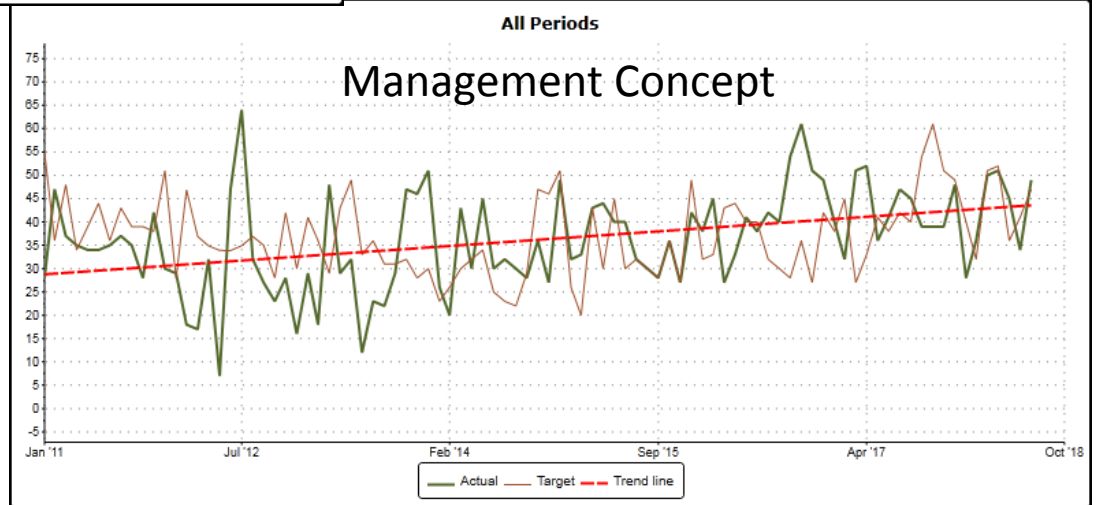
Board Action



Traffic **Enforcement**
Produces Desired Safer
Streets Results

OR

Traffic **Management**
Produces Sufficient
Results to the Cost of
Business



Amy Davey | Administrator
State of Nevada | Department of
Public Safety | Office of Traffic Safety
Amy.davey@dps.state.nv.us
website: <http://ots.nv.gov/>

Zero Fatalities



For more Carson City and statewide data, you can find it at
<https://cdan.nhtsa.gov/STSI.htm#>

To drill down to particular roadways and intersections to see high crash/incident areas,
you can find it at <http://data-ndot.opendata.arcgis.com/pages/crash-data>