

**CARSON CITY CONSOLIDATED MUNICIPALITY
NOTICE OF SPECIAL MEETING OF THE
BOARD OF SUPERVISORS**

Day: Friday
Date: June 19, 2020
Time: Beginning at 8:30 am
Location: Community Center, Sierra Room
851 East William Street
Carson City, Nevada

AGENDA

NOTICE TO THE PUBLIC:

The State of Nevada and Carson City are currently in a declared State of Emergency in response to the global pandemic caused by the coronavirus (COVID-19) infectious disease outbreak. In accordance with the Governor’s Declaration of Emergency Directive 006, which has suspended the provisions of NRS 241.020 requiring the designation of a physical location for meetings of public bodies where members of the public are permitted to attend and participate, public meetings of Carson City will NOT have a physical location open to the public until such time this Directive is removed.

- **Members of the public who wish only to view the meeting but do NOT plan to make public comment may watch the livestream of the Board of Supervisors meeting at www.carson.org/granicus and by clicking on “In progress” next to the meeting date, or by tuning in to cable channel 191.**
- **The public may provide public comment in advance of a meeting by written submission to the following email address: publiccomment@carson.org. For inclusion or reference in the minutes of the meeting, your public comment must include your full name and be submitted via email by not later than 3:00 p.m. the day before the meeting.**
- **Members of the public who wish to provide live public comment may do so during the designated public comment periods, indicated on the agenda, via telephonic appearance by dialing the numbers listed below. Please do NOT join by phone if you do not wish to make public comment.**

Join by phone:

Phone Number: +1-408-418-9388

Meeting Number: 146 994 2751

- 1. Call to Order**
- 2. Roll Call**
- 3. Pledge of Allegiance**

4. Public Comment:**

The public is invited at this time to comment on and discuss any topic that is relevant to, or within the authority of this public body.

5. For Possible Action: Adoption of Agenda

6. Clerk-Recorder

6.A For Possible Action: Discussion and possible action regarding the Canvass of the Vote for the June 9, 2020, Primary Election. (Aubrey Rowlatt, arowlatt@carson.org)

Staff Summary: NRS 293.387 requires the Board of Supervisors to meet and canvass the returns on or before the sixth working day following the election.

7. Public Comment:**

The public is invited at this time to comment on any matter that is not specifically included on the agenda as an action item. No action may be taken on a matter raised under this item of the agenda.

8. For Possible Action: To Adjourn

****PUBLIC COMMENT LIMITATIONS** - The Mayor and Supervisors meet at various times as different public bodies: the Carson City Board of Supervisors, the Carson City Liquor and Entertainment Board, the Carson City Redevelopment Authority, and the Carson City Board of Health. Each, as called to order, will provide at least two public comment periods in compliance with the minimum requirements of the Open Meeting Law prior to adjournment. **Although it has been the ordinary practice of these public bodies to provide an opportunity for additional public comment during each specific item designated for possible action on the agenda, public comment will be temporarily limited to the beginning of the agenda before any action is taken and again at the end before adjournment. This policy will remain effective during the period of time the State of Nevada is under a State of Emergency as declared by the Governor due to the COVID-19 pandemic, and is intended to achieve the efficient conduct of meetings while facilitating public participation via telephonic means.** No action may be taken on a matter raised under public comment unless the item has been specifically included on the agenda as an item upon which action may be taken. The Mayor, Mayor Pro-Tem and Chair, also retain discretion to only provide for the Open Meeting Law’s minimum public comment and not call for or allow additional individual-item public comment at the time of the body’s consideration of the item when: 1) it is deemed necessary by the mayor/chair to the orderly conduct of the meeting; 2) it involves an off-site non-action facility tour agenda item; or 3) it involves any person’s or entity’s due process appeal or hearing rights provided by statute or the Carson City Municipal Code.

Agenda Management Notice - Items on the agenda may be taken out of order; the public body may combine two or more agenda items for consideration; and the public body may remove an item from the agenda or delay discussion relating to an item on the agenda at any time.

Titles of agenda items are intended to identify specific matters. If you desire detailed information concerning any subject matter itemized within this agenda, you are encouraged to call the responsible agency or the City Manager’s Office. You are encouraged to attend this meeting and participate by commenting on any agendized item.

Notice to persons with disabilities: Members of the public who are disabled and require special assistance or accommodations at the meeting are requested to notify the City Manager's Office in writing at 201 North Carson Street, Carson City, NV, 89701, or by calling (775) 887-2100 at least 24 hours in advance.

To request a copy of the supporting materials for this meeting contact Janet Busse at jbusse@carson.org or call (775) 887-2100.

This agenda and backup information are available on the City's website at www.carson.org/agendas and at the City Manager's Office - City Hall, 201 N. Carson Street, Ste 2, Carson City, Nevada (775)887-2100.

NOTICE TO PUBLIC: In accordance with the Governor's Emergency Declaration Directive 006 suspending state law provisions requiring the posting of public meeting agendas at physical locations, this agenda was posted electronically at the following Internet websites:

www.carson.org/agendas

<http://notice.nv.gov>



STAFF REPORT

Report To: Board of Supervisors **Meeting Date:** June 19, 2020

Staff Contact: arowlatt@carson.org

Agenda Title: For Possible Action: Discussion and possible action regarding the Canvass of the Vote for the June 9, 2020, Primary Election. (Aubrey Rowlatt, arowlatt@carson.org)

Staff Summary: NRS 293.387 requires the Board of Supervisors to meet and canvass the returns on or before the sixth working day following the election.

Agenda Action: Formal Action / Motion **Time Requested:** 10 minutes

Proposed Motion

I move to accept the Canvass of the Vote for the June 9, 2020, Primary Election as presented by the Clerk-Recorder.

Board's Strategic Goal

N/A

Previous Action

N/A

Background/Issues & Analysis

Voting for the 2020 Primary Election closed on June 9, 2020. Pursuant to state law, the Board of Supervisors is required to meet and canvass the returns on or before the sixth working day following the election.

Applicable Statute, Code, Policy, Rule or Regulation

NRS 293.387

Financial Information

Is there a fiscal impact? No

If yes, account name/number:

Is it currently budgeted? No

Explanation of Fiscal Impact:

Alternatives

Do not accept the Canvass of the Vote and provide further direction.

Attachments:

Board Action Taken:


Motion: _____

1) _____

2) _____

Aye/Nay

(Vote Recorded By)



Aubrey Rowlatt
Carson City Clerk-Recorder

Office of the County Clerk
885 East Musser St., Ste. 1025
Carson City, NV 89701
Tele: 775.887.2087
Fax: 775.887.2146

STATE OF NEVADA
CARSON CITY

ABSTRACT OF THE VOTE
Primary Election - June 9, 2020


I, Aubrey Rowlatt, Carson City Clerk-Recorder, do hereby certify the enclosed to be a full, true, and correct Summary Report and Precinct Report of Carson City, Nevada polled at the June 9, 2020 Primary Election.

Of the 13,699 ballots cast in the 24 precincts:

- Twenty-two (22) were same-day registration provisional ballots.
- No tabulation errors occurred in the 24 precincts.

Therefore, as the Clerk-Recorder of Carson City, Nevada, I do hereby certify to the Carson City Board of Supervisors that the results of the Canvass for the 2020 Primary Election are deemed certifiable.

Dated this 19th day of June, 2020.



Aubrey Rowlatt
Carson City Clerk-Recorder

OFFICIAL BALANCE STATEMENT
CARSON CITY, NEVADA
JUNE 9, 2020 PRIMARY ELECTION

SIGNATURES OBTAINED

Mail Ballots 13,699

BALLOTS CAST

Mail Ballots 13,677

Provisional Ballots 22

TOTAL BALLOTS CAST

13,699


DIFFERENCE BETWEEN SIGNATURES OBTAINED AND BALLOTS CAST 0

DISCREPANCIES IDENTIFIED

NONE

We do hereby certify that the above information, to the best of our knowledge, is true, correct and tallied dated this 19th day of June, 2020.


Carson City Clerk-Recorder


Chief Deputy Clerk

STATISTICS

	TOTAL
Precincts Complete	24 of 24
Registered Voters - Total	34,346
Registered Voters - Democratic	10,464
Registered Voters - Republican	14,830
Registered Voters - Nonpartisan	9,052
Ballots Cast - Total	13,699
Ballots Cast - Democratic	4,760
Ballots Cast - Republican	6,657
Ballots Cast - Nonpartisan	2,282
Voter Turnout - Total	39.89%
Voter Turnout - Democratic	45.49%
Voter Turnout - Republican	44.89%
Voter Turnout - Nonpartisan	25.21%

Primary Election

June 9, 2020

Summary Results Report

DEM US Rep in Congress, District 2

Vote For 1

	TOTAL	VOTE %
Ackerman, Patricia	2,275	50.08%
Cohen, Ed	682	15.01%
Hernandez, Reynaldo	213	4.69%
Koble, Clint	908	19.99%
Luetkehans, Ian	35	0.77%
Schiffman, Steve "Pragmatic"	128	2.82%
Shepherd, Rick	302	6.65%
Total Votes Cast	4,543	100.00%

DEM State Assembly, District 40

Vote For 1

	TOTAL	VOTE %
Loyd, Sena	2,171	48.71%
Morgan, Derek Ray	1,090	24.46%
Scaffidi, Sherrie Paulie	1,196	26.83%
Total Votes Cast	4,457	100.00%

REP US Rep in Congress, District 2

Vote For 1

	TOTAL	VOTE %
Amodei, Mark E.	5,455	83.32%
Beck, Joel	886	13.53%
Hurley, Jesse Douglas	206	3.15%
Total Votes Cast	6,547	100.00%

Primary Election

June 9, 2020

Summary Results Report

REP State Assembly, District 40

Vote For 1

	TOTAL	VOTE %
O'Neill, Philip "PK"	3,523	54.70%
Williams, Day Robert	2,918	45.30%
Total Votes Cast	6,441	100.00%

Justice of the Supreme Court, Seat B

Vote For 1

	TOTAL	VOTE %
Christensen, TS	1,871	14.33%
Pickering, Kristina	8,368	64.07%
Rodriguez, Esther C.	1,649	12.63%
None of these candidates	1,173	8.98%
Total Votes Cast	13,061	100.00%

Justice of the Supreme Court, Seat D

Vote For 1

	TOTAL	VOTE %
Fumo, Ozzie	3,593	27.71%
Herndon, Douglas	6,339	48.89%
Nelson, Erv	1,509	11.64%
None of these candidates	1,524	11.75%
Total Votes Cast	12,965	100.00%

State Board of Education, District 2

Vote For 1

	TOTAL	VOTE %
Coombs, Katie	10,987	100.00%
Total Votes Cast	10,987	100.00%

School Trustee, District 2

Vote For 1

	TOTAL	VOTE %
Crossman, Laurel	10,850	100.00%
Total Votes Cast	10,850	100.00%

School Trustee, District 5

Vote For 1

	TOTAL	VOTE %
Walker, Michael B.	10,693	100.00%
Total Votes Cast	10,693	100.00%

Mayor

Vote For 1

	TOTAL	VOTE %
Bagwell, Lori	6,714	50.30%
Jennings, Tod B.	2,012	15.07%
Killgore, Nathaniel D.	808	6.05%
Shirk, Jim	3,076	23.05%
Sims, Aaron	737	5.52%
Total Votes Cast	13,347	100.00%

Board of Supervisors, Ward 2

Vote For 1

	TOTAL	VOTE %
Hannaman, Ronni	3,691	28.70%
Houle, Lorne	737	5.73%
White, Maurice "Mo"	4,462	34.69%
Wilke-McCulloch, Stacie	3,972	30.88%
Total Votes Cast	12,862	100.00%

Board of Supervisors, Ward 4

Vote For 1

	TOTAL	VOTE %
Bratsch, Ronald	2,432	18.83%
Schuette, Lisa	8,444	65.38%
Smith, Michael "Mike"	2,040	15.79%
Total Votes Cast	12,916	100.00%

101

Statistics

	TOTAL
Registered Voters - Total	1,320
Registered Voters - Democratic	444
Registered Voters - Republican	509
Registered Voters - Nonpartisan	367
Ballots Cast - Total	444
Ballots Cast - Democratic	187
Ballots Cast - Republican	184
Ballots Cast - Nonpartisan	73
Voter Turnout - Total	33.64%
Voter Turnout - Democratic	42.12%
Voter Turnout - Republican	36.15%
Voter Turnout - Nonpartisan	19.89%

DEM US Rep in Congress, District 2

Vote For 1

	TOTAL	VOTE %
Ackerman, Patricia	93	52.54%
Cohen, Ed	25	14.12%
Hernandez, Reynaldo	6	3.39%
Koble, Clint	38	21.47%
Luetkehans, Ian	3	1.69%
Schiffman, Steve "Pragmatic"	4	2.26%
Shepherd, Rick	8	4.52%
Total Votes Cast	177	100.00%

DEM State Assembly, District 40

Vote For 1

	TOTAL	VOTE %
Loyd, Sena	93	53.14%
Morgan, Derek Ray	36	20.57%
Scaffidi, Sherrie Paulie	46	26.29%
Total Votes Cast	175	100.00%

REP US Rep in Congress, District 2

Vote For 1

	TOTAL	VOTE %
Amodei, Mark E.	138	77.10%
Beck, Joel	37	20.67%
Hurley, Jesse Douglas	4	2.23%
Total Votes Cast	179	100.00%

REP State Assembly, District 40

Vote For 1

	TOTAL	VOTE %
O'Neill, Philip "PK"	79	45.40%
Williams, Day Robert	95	54.60%
Total Votes Cast	174	100.00%

101

Justice of the Supreme Court, Seat B

Vote For 1

	TOTAL	VOTE %	
Christensen, TS	70	16.95%	
Pickering, Kristina	220	53.27%	
Rodriguez, Esther C.	72	17.43%	
None of these candidates	51	12.35%	
Total Votes Cast	413	100.00%	

Justice of the Supreme Court, Seat D

Vote For 1

	TOTAL	VOTE %	
Fumo, Ozzie	121	29.58%	
Herndon, Douglas	174	42.54%	
Nelson, Erv	59	14.43%	
None of these candidates	55	13.45%	
Total Votes Cast	409	100.00%	

State Board of Education, District 2

Vote For 1

	TOTAL	VOTE %	
Coombs, Katie	353	100.00%	
Total Votes Cast	353	100.00%	

School Trustee, District 2

Vote For 1

	TOTAL	VOTE %	
Crossman, Laurel	349	100.00%	
Total Votes Cast	349	100.00%	

School Trustee, District 5

Vote For 1

	TOTAL	VOTE %	
Walker, Michael B.	347	100.00%	
Total Votes Cast	347	100.00%	

Mayor






Vote For 1

	TOTAL	VOTE %	
Bagwell, Lori	196	45.79%	
Jennings, Tod B.	75	17.52%	
Killgore, Nathaniel D.	27	6.31%	
Shirk, Jim	87	20.33%	
Sims, Aaron	43	10.05%	
Total Votes Cast	428	100.00%	

101

Board of Supervisors, Ward 2

Vote For 1

	TOTAL	VOTE %	
Hannaman, Ronni	114	27.54%	
Houle, Lorne	21	5.07%	
White, Maurice "Mo"	137	33.09%	
Wilke-McCulloch, Stacie	142	34.30%	
Total Votes Cast	414	100.00%	

Board of Supervisors, Ward 4

Vote For 1

	TOTAL	VOTE %	
Bratsch, Ronald	53	12.59%	
Schuette, Lisa	294	69.83%	
Smith, Michael "Mike"	74	17.58%	
Total Votes Cast	421	100.00%	

103

Statistics TOTAL

Registered Voters - Total	1,135
Registered Voters - Democratic	386
Registered Voters - Republican	513
Registered Voters - Nonpartisan	236
Ballots Cast - Total	648
Ballots Cast - Democratic	249
Ballots Cast - Republican	313
Ballots Cast - Nonpartisan	86
Voter Turnout - Total	57.09%
Voter Turnout - Democratic	64.51%
Voter Turnout - Republican	61.01%
Voter Turnout - Nonpartisan	36.44%

DEM US Rep in Congress, District 2

Vote For 1

	TOTAL	VOTE %
Ackerman, Patricia	114	48.93%
Cohen, Ed	36	15.45%
Hernandez, Reynaldo	5	2.15%
Koble, Clint	56	24.03%
Luetkehans, Ian	3	1.29%
Schiffman, Steve "Pragmatic"	8	3.43%
Shepherd, Rick	11	4.72%
Total Votes Cast	233	100.00%

DEM State Assembly, District 40

Vote For 1

	TOTAL	VOTE %
Loyd, Sena	120	53.33%
Morgan, Derek Ray	51	22.67%
Scaffidi, Sherrie Paulie	54	24.00%
Total Votes Cast	225	100.00%

REP US Rep in Congress, District 2

Vote For 1

	TOTAL	VOTE %
Amodei, Mark E.	265	86.04%
Beck, Joel	38	12.34%
Hurley, Jesse Douglas	5	1.62%
Total Votes Cast	308	100.00%

REP State Assembly, District 40

Vote For 1

	TOTAL	VOTE %
O'Neill, Philip "PK"	176	57.33%
Williams, Day Robert	131	42.67%
Total Votes Cast	307	100.00%

103

Justice of the Supreme Court, Seat B

Vote For 1

	TOTAL	VOTE %	
Christensen, TS	68	11.02%	
Pickering, Kristina	422	68.40%	
Rodriguez, Esther C.	78	12.64%	
None of these candidates	49	7.94%	
Total Votes Cast	617	100.00%	

Justice of the Supreme Court, Seat D

Vote For 1

	TOTAL	VOTE %	
Fumo, Ozzie	189	30.73%	
Herndon, Douglas	303	49.27%	
Nelson, Erv	58	9.43%	
None of these candidates	65	10.57%	
Total Votes Cast	615	100.00%	

State Board of Education, District 2

Vote For 1

	TOTAL	VOTE %	
Coombs, Katie	493	100.00%	
Total Votes Cast	493	100.00%	

School Trustee, District 2

Vote For 1

	TOTAL	VOTE %	
Crossman, Laurel	499	100.00%	
Total Votes Cast	499	100.00%	

School Trustee, District 5

Vote For 1

	TOTAL	VOTE %	
Walker, Michael B.	493	100.00%	
Total Votes Cast	493	100.00%	

Mayor






Vote For 1

	TOTAL	VOTE %	
Bagwell, Lori	297	47.52%	
Jennings, Tod B.	114	18.24%	
Killgore, Nathaniel D.	26	4.16%	
Shirk, Jim	150	24.00%	
Sims, Aaron	38	6.08%	
Total Votes Cast	625	100.00%	

103

Board of Supervisors, Ward 2

Vote For 1

	TOTAL	VOTE %	
Hannaman, Ronni	171	27.76%	
Houle, Lorne	25	4.06%	
White, Maurice "Mo"	208	33.77%	
Wilke-McCulloch, Stacie	212	34.42%	
Total Votes Cast	616	100.00%	

Board of Supervisors, Ward 4

Vote For 1

	TOTAL	VOTE %	
Bratsch, Ronald	115	18.55%	
Schuetz, Lisa	416	67.10%	
Smith, Michael "Mike"	89	14.35%	
Total Votes Cast	620	100.00%	

105

Statistics	TOTAL
Registered Voters - Total	1,128
Registered Voters - Democratic	320
Registered Voters - Republican	602
Registered Voters - Nonpartisan	206
Ballots Cast - Total	691
Ballots Cast - Democratic	231
Ballots Cast - Republican	375
Ballots Cast - Nonpartisan	85
Voter Turnout - Total	61.26%
Voter Turnout - Democratic	72.19%
Voter Turnout - Republican	62.29%
Voter Turnout - Nonpartisan	41.26%

DEM US Rep in Congress, District 2

Vote For 1

	TOTAL	VOTE %
Ackerman, Patricia	89	41.40%
Cohen, Ed	32	14.88%
Hernandez, Reynaldo	7	3.26%
Koble, Clint	64	29.77%
Luetkehans, Ian	1	0.47%
Schiffman, Steve "Pragmatic"	8	3.72%
Shepherd, Rick	14	6.51%
Total Votes Cast	215	100.00%

DEM State Assembly, District 40

Vote For 1

	TOTAL	VOTE %
Loyd, Sena	149	69.63%
Morgan, Derek Ray	41	19.16%
Scaffidi, Sherrie Paulie	24	11.22%
Total Votes Cast	214	100.00%

REP US Rep in Congress, District 2

Vote For 1

	TOTAL	VOTE %
Amodei, Mark E.	327	88.62%
Beck, Joel	37	10.03%
Hurley, Jesse Douglas	5	1.36%
Total Votes Cast	369	100.00%

REP State Assembly, District 40

Vote For 1

	TOTAL	VOTE %
O'Neill, Philip "PK"	217	60.45%
Williams, Day Robert	142	39.55%
Total Votes Cast	359	100.00%

105

Justice of the Supreme Court, Seat B

Vote For 1

	TOTAL	VOTE %	
Christensen, TS	67	10.42%	
Pickering, Kristina	466	72.47%	
Rodriguez, Esther C.	59	9.18%	
None of these candidates	51	7.93%	
Total Votes Cast	643	100.00%	

Justice of the Supreme Court, Seat D

Vote For 1

	TOTAL	VOTE %	
Fumo, Ozzie	176	27.46%	
Herndon, Douglas	337	52.57%	
Nelson, Erv	59	9.20%	
None of these candidates	69	10.76%	
Total Votes Cast	641	100.00%	

State Board of Education, District 2

Vote For 1

	TOTAL	VOTE %	
Coombs, Katie	515	100.00%	
Total Votes Cast	515	100.00%	

School Trustee, District 2

Vote For 1

	TOTAL	VOTE %	
Crossman, Laurel	518	100.00%	
Total Votes Cast	518	100.00%	

School Trustee, District 5

Vote For 1

	TOTAL	VOTE %	
Walker, Michael B.	515	100.00%	
Total Votes Cast	515	100.00%	

Mayor






Vote For 1

	TOTAL	VOTE %	
Bagwell, Lori	347	52.02%	
Jennings, Tod B.	126	18.89%	
Killgore, Nathaniel D.	27	4.05%	
Shirk, Jim	141	21.14%	
Sims, Aaron	26	3.90%	
Total Votes Cast	667	100.00%	

105

Board of Supervisors, Ward 2

Vote For 1

	TOTAL	VOTE %	
Hannaman, Ronni	198	30.32%	
Houle, Lorne	24	3.68%	
White, Maurice "Mo"	199	30.47%	
Wilke-McCulloch, Stacie	232	35.53%	
Total Votes Cast	653	100.00%	

Board of Supervisors, Ward 4

Vote For 1

	TOTAL	VOTE %	
Bratsch, Ronald	129	20.12%	
Schuetz, Lisa	452	70.51%	
Smith, Michael "Mike"	60	9.36%	
Total Votes Cast	641	100.00%	

107

Statistics TOTAL

Registered Voters - Total	1,346
Registered Voters - Democratic	336
Registered Voters - Republican	703
Registered Voters - Nonpartisan	307
Ballots Cast - Total	667
Ballots Cast - Democratic	192
Ballots Cast - Republican	358
Ballots Cast - Nonpartisan	117
Voter Turnout - Total	49.55%
Voter Turnout - Democratic	57.14%
Voter Turnout - Republican	50.92%
Voter Turnout - Nonpartisan	38.11%

DEM US Rep in Congress, District 2

Vote For 1

	TOTAL	VOTE %
Ackerman, Patricia	90	48.91%
Cohen, Ed	27	14.67%
Hernandez, Reynaldo	5	2.72%
Koble, Clint	45	24.46%
Luetkehans, Ian	2	1.09%
Schiffman, Steve "Pragmatic"	6	3.26%
Shepherd, Rick	9	4.89%
Total Votes Cast	184	100.00%

DEM State Assembly, District 40

Vote For 1

	TOTAL	VOTE %
Loyd, Sena	98	54.44%
Morgan, Derek Ray	39	21.67%
Scaffidi, Sherrie Paulie	43	23.89%
Total Votes Cast	180	100.00%

REP US Rep in Congress, District 2

Vote For 1

	TOTAL	VOTE %
Amodei, Mark E.	310	87.57%
Beck, Joel	33	9.32%
Hurley, Jesse Douglas	11	3.11%
Total Votes Cast	354	100.00%

REP State Assembly, District 40

Vote For 1

	TOTAL	VOTE %
O'Neill, Philip "PK"	223	65.01%
Williams, Day Robert	120	34.99%
Total Votes Cast	343	100.00%

107

Justice of the Supreme Court, Seat B

Vote For 1

	TOTAL	VOTE %	
Christensen, TS	113	17.99%	
Pickering, Kristina	413	65.76%	
Rodriguez, Esther C.	64	10.19%	
None of these candidates	38	6.05%	
Total Votes Cast	628	100.00%	

Justice of the Supreme Court, Seat D

Vote For 1

	TOTAL	VOTE %	
Fumo, Ozzie	164	26.62%	
Herndon, Douglas	334	54.22%	
Nelson, Erv	57	9.25%	
None of these candidates	61	9.90%	
Total Votes Cast	616	100.00%	

State Board of Education, District 2

Vote For 1

	TOTAL	VOTE %	
Coombs, Katie	497	100.00%	
Total Votes Cast	497	100.00%	

School Trustee, District 2

Vote For 1

	TOTAL	VOTE %	
Crossman, Laurel	507	100.00%	
Total Votes Cast	507	100.00%	

School Trustee, District 5

Vote For 1

	TOTAL	VOTE %	
Walker, Michael B.	499	100.00%	
Total Votes Cast	499	100.00%	

Mayor






Vote For 1

	TOTAL	VOTE %	
Bagwell, Lori	350	54.10%	
Jennings, Tod B.	104	16.07%	
Killgore, Nathaniel D.	25	3.86%	
Shirk, Jim	137	21.17%	
Sims, Aaron	31	4.79%	
Total Votes Cast	647	100.00%	

107

Board of Supervisors, Ward 2

Vote For 1

	TOTAL	VOTE %	
Hannaman, Ronni	213	34.47%	
Houle, Lorne	21	3.40%	
White, Maurice "Mo"	201	32.52%	
Wilke-McCulloch, Stacie	183	29.61%	
Total Votes Cast	618	100.00%	

Board of Supervisors, Ward 4

Vote For 1

	TOTAL	VOTE %	
Bratsch, Ronald	125	20.23%	
Schuetz, Lisa	411	66.50%	
Smith, Michael "Mike"	82	13.27%	
Total Votes Cast	618	100.00%	

109

Statistics TOTAL

Registered Voters - Total	1,757
Registered Voters - Democratic	508
Registered Voters - Republican	810
Registered Voters - Nonpartisan	439
Ballots Cast - Total	801
Ballots Cast - Democratic	268
Ballots Cast - Republican	399
Ballots Cast - Nonpartisan	134
Voter Turnout - Total	45.59%
Voter Turnout - Democratic	52.76%
Voter Turnout - Republican	49.26%
Voter Turnout - Nonpartisan	30.52%

DEM US Rep in Congress, District 2

Vote For 1

	TOTAL	VOTE %
Ackerman, Patricia	138	54.55%
Cohen, Ed	30	11.86%
Hernandez, Reynaldo	2	0.79%
Koble, Clint	66	26.09%
Luetkehans, Ian	0	0.00%
Schiffman, Steve "Pragmatic"	3	1.19%
Shepherd, Rick	14	5.53%
Total Votes Cast	253	100.00%

DEM State Assembly, District 40

Vote For 1

	TOTAL	VOTE %
Loyd, Sena	127	51.21%
Morgan, Derek Ray	64	25.81%
Scaffidi, Sherrie Paulie	57	22.98%
Total Votes Cast	248	100.00%

REP US Rep in Congress, District 2

Vote For 1

	TOTAL	VOTE %
Amodei, Mark E.	343	87.06%
Beck, Joel	31	7.87%
Hurley, Jesse Douglas	20	5.08%
Total Votes Cast	394	100.00%

REP State Assembly, District 40

Vote For 1

	TOTAL	VOTE %
O'Neill, Philip "PK"	237	61.40%
Williams, Day Robert	149	38.60%
Total Votes Cast	386	100.00%

109

Justice of the Supreme Court, Seat B

Vote For 1

	TOTAL	VOTE %	
Christensen, TS	90	11.86%	
Pickering, Kristina	529	69.70%	
Rodriguez, Esther C.	86	11.33%	
None of these candidates	54	7.11%	
Total Votes Cast	759	100.00%	

Justice of the Supreme Court, Seat D

Vote For 1

	TOTAL	VOTE %	
Fumo, Ozzie	215	28.70%	
Herndon, Douglas	368	49.13%	
Nelson, Erv	79	10.55%	
None of these candidates	87	11.62%	
Total Votes Cast	749	100.00%	

State Board of Education, District 2

Vote For 1

	TOTAL	VOTE %	
Coombs, Katie	628	100.00%	
Total Votes Cast	628	100.00%	

School Trustee, District 2

Vote For 1

	TOTAL	VOTE %	
Crossman, Laurel	632	100.00%	
Total Votes Cast	632	100.00%	

School Trustee, District 5

Vote For 1

	TOTAL	VOTE %	
Walker, Michael B.	608	100.00%	
Total Votes Cast	608	100.00%	

Mayor






Vote For 1

	TOTAL	VOTE %	
Bagwell, Lori	370	47.19%	
Jennings, Tod B.	145	18.49%	
Killgore, Nathaniel D.	42	5.36%	
Shirk, Jim	173	22.07%	
Sims, Aaron	54	6.89%	
Total Votes Cast	784	100.00%	

109

Board of Supervisors, Ward 2

Vote For 1

	TOTAL	VOTE %	
Hannaman, Ronni	236	31.64%	
Houle, Lorne	42	5.63%	
White, Maurice "Mo"	223	29.89%	
Wilke-McCulloch, Stacie	245	32.84%	
Total Votes Cast	746	100.00%	

Board of Supervisors, Ward 4

Vote For 1

	TOTAL	VOTE %	
Bratsch, Ronald	143	19.02%	
Schuetz, Lisa	518	68.88%	
Smith, Michael "Mike"	91	12.10%	
Total Votes Cast	752	100.00%	

111

Statistics	TOTAL
Registered Voters - Total	1,822
Registered Voters - Democratic	612
Registered Voters - Republican	650
Registered Voters - Nonpartisan	560
Ballots Cast - Total	455
Ballots Cast - Democratic	166
Ballots Cast - Republican	195
Ballots Cast - Nonpartisan	94
Voter Turnout - Total	24.97%
Voter Turnout - Democratic	27.12%
Voter Turnout - Republican	30.00%
Voter Turnout - Nonpartisan	16.79%

DEM US Rep in Congress, District 2

Vote For 1

	TOTAL	VOTE %
Ackerman, Patricia	87	54.72%
Cohen, Ed	14	8.80%
Hernandez, Reynaldo	8	5.03%
Koble, Clint	29	18.24%
Luetkehans, Ian	4	2.52%
Schiffman, Steve "Pragmatic"	6	3.77%
Shepherd, Rick	11	6.92%
Total Votes Cast	159	100.00%

DEM State Assembly, District 40

Vote For 1

	TOTAL	VOTE %
Loyd, Sena	58	37.18%
Morgan, Derek Ray	47	30.13%
Scaffidi, Sherrie Paulie	51	32.69%
Total Votes Cast	156	100.00%

REP US Rep in Congress, District 2

Vote For 1

	TOTAL	VOTE %
Amodei, Mark E.	138	71.50%
Beck, Joel	43	22.28%
Hurley, Jesse Douglas	12	6.22%
Total Votes Cast	193	100.00%

REP State Assembly, District 40

Vote For 1

	TOTAL	VOTE %
O'Neill, Philip "PK"	88	46.32%
Williams, Day Robert	102	53.68%
Total Votes Cast	190	100.00%

111

Justice of the Supreme Court, Seat B

Vote For 1

	TOTAL	VOTE %	
Christensen, TS	71	16.28%	
Pickering, Kristina	241	55.28%	
Rodriguez, Esther C.	76	17.43%	
None of these candidates	48	11.01%	
Total Votes Cast	436	100.00%	

Justice of the Supreme Court, Seat D

Vote For 1

	TOTAL	VOTE %	
Fumo, Ozzie	116	26.73%	
Herndon, Douglas	178	41.01%	
Nelson, Erv	73	16.82%	
None of these candidates	67	15.44%	
Total Votes Cast	434	100.00%	

State Board of Education, District 2

Vote For 1

	TOTAL	VOTE %	
Coombs, Katie	368	100.00%	
Total Votes Cast	368	100.00%	

School Trustee, District 2

Vote For 1

	TOTAL	VOTE %	
Crossman, Laurel	359	100.00%	
Total Votes Cast	359	100.00%	

School Trustee, District 5

Vote For 1

	TOTAL	VOTE %	
Walker, Michael B.	352	100.00%	
Total Votes Cast	352	100.00%	

Mayor






Vote For 1

	TOTAL	VOTE %	
Bagwell, Lori	217	48.44%	
Jennings, Tod B.	68	15.18%	
Killgore, Nathaniel D.	35	7.81%	
Shirk, Jim	88	19.64%	
Sims, Aaron	40	8.93%	
Total Votes Cast	448	100.00%	

111

Board of Supervisors, Ward 2

Vote For 1

	TOTAL	VOTE %	
Hannaman, Ronni	106	24.71%	
Houle, Lorne	34	7.93%	
White, Maurice "Mo"	158	36.83%	
Wilke-McCulloch, Stacie	131	30.54%	
Total Votes Cast	429	100.00%	

Board of Supervisors, Ward 4

Vote For 1

	TOTAL	VOTE %	
Bratsch, Ronald	85	19.86%	
Schuette, Lisa	259	60.51%	
Smith, Michael "Mike"	84	19.63%	
Total Votes Cast	428	100.00%	

113

Statistics	TOTAL
Registered Voters - Total	1,632
Registered Voters - Democratic	461
Registered Voters - Republican	800
Registered Voters - Nonpartisan	371
Ballots Cast - Total	808
Ballots Cast - Democratic	242
Ballots Cast - Republican	448
Ballots Cast - Nonpartisan	118
Voter Turnout - Total	49.51%
Voter Turnout - Democratic	52.49%
Voter Turnout - Republican	56.00%
Voter Turnout - Nonpartisan	31.81%

DEM US Rep in Congress, District 2

Vote For 1

	TOTAL	VOTE %
Ackerman, Patricia	128	54.24%
Cohen, Ed	31	13.14%
Hernandez, Reynaldo	4	1.69%
Koble, Clint	45	19.07%
Luetkehans, Ian	3	1.27%
Schiffman, Steve "Pragmatic"	8	3.39%
Shepherd, Rick	17	7.20%
Total Votes Cast	236	100.00%

DEM State Assembly, District 40

Vote For 1

	TOTAL	VOTE %
Loyd, Sena	124	53.91%
Morgan, Derek Ray	49	21.30%
Scaffidi, Sherrie Paulie	57	24.78%
Total Votes Cast	230	100.00%

REP US Rep in Congress, District 2

Vote For 1

	TOTAL	VOTE %
Amodei, Mark E.	368	82.88%
Beck, Joel	64	14.41%
Hurley, Jesse Douglas	12	2.70%
Total Votes Cast	444	100.00%

REP State Assembly, District 40

Vote For 1

	TOTAL	VOTE %
O'Neill, Philip "PK"	237	54.73%
Williams, Day Robert	196	45.27%
Total Votes Cast	433	100.00%

113

Justice of the Supreme Court, Seat B

Vote For 1

	TOTAL	VOTE %	
Christensen, TS	123	16.04%	
Pickering, Kristina	477	62.19%	
Rodriguez, Esther C.	95	12.39%	
None of these candidates	72	9.39%	
Total Votes Cast	767	100.00%	

Justice of the Supreme Court, Seat D

Vote For 1

	TOTAL	VOTE %	
Fumo, Ozzie	181	23.75%	
Herndon, Douglas	398	52.23%	
Nelson, Erv	93	12.20%	
None of these candidates	90	11.81%	
Total Votes Cast	762	100.00%	

State Board of Education, District 2

Vote For 1

	TOTAL	VOTE %	
Coombs, Katie	640	100.00%	
Total Votes Cast	640	100.00%	

School Trustee, District 2

Vote For 1

	TOTAL	VOTE %	
Crossman, Laurel	628	100.00%	
Total Votes Cast	628	100.00%	

School Trustee, District 5

Vote For 1

	TOTAL	VOTE %	
Walker, Michael B.	617	100.00%	
Total Votes Cast	617	100.00%	

Mayor






Vote For 1

	TOTAL	VOTE %	
Bagwell, Lori	400	51.22%	
Jennings, Tod B.	114	14.60%	
Killgore, Nathaniel D.	45	5.76%	
Shirk, Jim	190	24.33%	
Sims, Aaron	32	4.10%	
Total Votes Cast	781	100.00%	

113

Board of Supervisors, Ward 2

Vote For 1

	TOTAL	VOTE %	
Hannaman, Ronni	211	27.87%	
Houle, Lorne	35	4.62%	
White, Maurice "Mo"	281	37.12%	
Wilke-McCulloch, Stacie	230	30.38%	
Total Votes Cast	757	100.00%	

Board of Supervisors, Ward 4

Vote For 1

	TOTAL	VOTE %	
Bratsch, Ronald	140	18.32%	
Schuetz, Lisa	492	64.40%	
Smith, Michael "Mike"	132	17.28%	
Total Votes Cast	764	100.00%	

201

Statistics TOTAL

Registered Voters - Total	1,301
Registered Voters - Democratic	407
Registered Voters - Republican	493
Registered Voters - Nonpartisan	401
Ballots Cast - Total	380
Ballots Cast - Democratic	135
Ballots Cast - Republican	175
Ballots Cast - Nonpartisan	70
Voter Turnout - Total	29.21%
Voter Turnout - Democratic	33.17%
Voter Turnout - Republican	35.50%
Voter Turnout - Nonpartisan	17.46%

DEM US Rep in Congress, District 2

Vote For 1

	TOTAL	VOTE %
Ackerman, Patricia	71	54.20%
Cohen, Ed	13	9.92%
Hernandez, Reynaldo	12	9.16%
Koble, Clint	18	13.74%
Luetkehans, Ian	2	1.53%
Schiffman, Steve "Pragmatic"	6	4.58%
Shepherd, Rick	9	6.87%
Total Votes Cast	131	100.00%

DEM State Assembly, District 40

Vote For 1

	TOTAL	VOTE %
Loyd, Sena	58	43.94%
Morgan, Derek Ray	33	25.00%
Scaffidi, Sherrie Paulie	41	31.06%
Total Votes Cast	132	100.00%

REP US Rep in Congress, District 2

Vote For 1

	TOTAL	VOTE %
Amodei, Mark E.	140	81.87%
Beck, Joel	20	11.70%
Hurley, Jesse Douglas	11	6.43%
Total Votes Cast	171	100.00%

REP State Assembly, District 40

Vote For 1

	TOTAL	VOTE %
O'Neill, Philip "PK"	96	57.48%
Williams, Day Robert	71	42.52%
Total Votes Cast	167	100.00%

201

Justice of the Supreme Court, Seat B

Vote For 1

	TOTAL	VOTE %	
Christensen, TS	48	13.33%	
Pickering, Kristina	234	65.00%	
Rodriguez, Esther C.	51	14.17%	
None of these candidates	27	7.50%	
Total Votes Cast	360	100.00%	

Justice of the Supreme Court, Seat D

Vote For 1

	TOTAL	VOTE %	
Fumo, Ozzie	95	26.61%	
Herndon, Douglas	175	49.02%	
Nelson, Erv	45	12.60%	
None of these candidates	42	11.76%	
Total Votes Cast	357	100.00%	

State Board of Education, District 2

Vote For 1

	TOTAL	VOTE %	
Coombs, Katie	303	100.00%	
Total Votes Cast	303	100.00%	

School Trustee, District 2

Vote For 1

	TOTAL	VOTE %	
Crossman, Laurel	289	100.00%	
Total Votes Cast	289	100.00%	

School Trustee, District 5

Vote For 1

	TOTAL	VOTE %	
Walker, Michael B.	289	100.00%	
Total Votes Cast	289	100.00%	

Mayor






Vote For 1

	TOTAL	VOTE %	
Bagwell, Lori	191	51.62%	
Jennings, Tod B.	50	13.51%	
Killgore, Nathaniel D.	25	6.76%	
Shirk, Jim	84	22.70%	
Sims, Aaron	20	5.41%	
Total Votes Cast	370	100.00%	

201

Board of Supervisors, Ward 2

Vote For 1

	TOTAL	VOTE %	
Hannaman, Ronni	104	29.21%	
Houle, Lorne	29	8.15%	
White, Maurice "Mo"	121	33.99%	
Wilke-McCulloch, Stacie	102	28.65%	
Total Votes Cast	356	100.00%	

Board of Supervisors, Ward 4

Vote For 1

	TOTAL	VOTE %	
Bratsch, Ronald	68	18.84%	
Schuetz, Lisa	241	66.76%	
Smith, Michael "Mike"	52	14.40%	
Total Votes Cast	361	100.00%	

203

Statistics	TOTAL
Registered Voters - Total	1,612
Registered Voters - Democratic	568
Registered Voters - Republican	625
Registered Voters - Nonpartisan	419
Ballots Cast - Total	577
Ballots Cast - Democratic	256
Ballots Cast - Republican	229
Ballots Cast - Nonpartisan	92
Voter Turnout - Total	35.79%
Voter Turnout - Democratic	45.07%
Voter Turnout - Republican	36.64%
Voter Turnout - Nonpartisan	21.96%

DEM US Rep in Congress, District 2

Vote For 1

	TOTAL	VOTE %
Ackerman, Patricia	118	47.01%
Cohen, Ed	57	22.71%
Hernandez, Reynaldo	10	3.98%
Koble, Clint	45	17.93%
Luetkehans, Ian	3	1.20%
Schiffman, Steve "Pragmatic"	8	3.19%
Shepherd, Rick	10	3.98%
Total Votes Cast	251	100.00%

DEM State Assembly, District 40

Vote For 1

	TOTAL	VOTE %
Loyd, Sena	121	48.99%
Morgan, Derek Ray	57	23.08%
Scaffidi, Sherrie Paulie	69	27.94%
Total Votes Cast	247	100.00%

REP US Rep in Congress, District 2

Vote For 1

	TOTAL	VOTE %
Amodei, Mark E.	189	84.75%
Beck, Joel	33	14.80%
Hurley, Jesse Douglas	1	0.45%
Total Votes Cast	223	100.00%

REP State Assembly, District 40

Vote For 1

	TOTAL	VOTE %
O'Neill, Philip "PK"	122	54.71%
Williams, Day Robert	101	45.29%
Total Votes Cast	223	100.00%

203

Justice of the Supreme Court, Seat B

Vote For 1

	TOTAL	VOTE %	
Christensen, TS	75	13.46%	
Pickering, Kristina	343	61.58%	
Rodriguez, Esther C.	95	17.06%	
None of these candidates	44	7.90%	
Total Votes Cast	557	100.00%	

Justice of the Supreme Court, Seat D

Vote For 1

	TOTAL	VOTE %	
Fumo, Ozzie	172	30.99%	
Herndon, Douglas	254	45.77%	
Nelson, Erv	64	11.53%	
None of these candidates	65	11.71%	
Total Votes Cast	555	100.00%	

State Board of Education, District 2

Vote For 1

	TOTAL	VOTE %	
Coombs, Katie	494	100.00%	
Total Votes Cast	494	100.00%	

School Trustee, District 2

Vote For 1

	TOTAL	VOTE %	
Crossman, Laurel	473	100.00%	
Total Votes Cast	473	100.00%	

School Trustee, District 5

Vote For 1

	TOTAL	VOTE %	
Walker, Michael B.	466	100.00%	
Total Votes Cast	466	100.00%	

Mayor






Vote For 1

	TOTAL	VOTE %	
Bagwell, Lori	259	45.68%	
Jennings, Tod B.	114	20.11%	
Killgore, Nathaniel D.	41	7.23%	
Shirk, Jim	128	22.58%	
Sims, Aaron	25	4.41%	
Total Votes Cast	567	100.00%	

203

Board of Supervisors, Ward 2

Vote For 1

	TOTAL	VOTE %	
Hannaman, Ronni	127	23.52%	
Houle, Lorne	34	6.30%	
White, Maurice "Mo"	177	32.78%	
Wilke-McCulloch, Stacie	202	37.41%	
Total Votes Cast	540	100.00%	

Board of Supervisors, Ward 4

Vote For 1

	TOTAL	VOTE %	
Bratsch, Ronald	101	18.33%	
Schuetz, Lisa	361	65.52%	
Smith, Michael "Mike"	89	16.15%	
Total Votes Cast	551	100.00%	

205

Statistics	TOTAL
Registered Voters - Total	1,646
Registered Voters - Democratic	541
Registered Voters - Republican	638
Registered Voters - Nonpartisan	467
Ballots Cast - Total	575
Ballots Cast - Democratic	201
Ballots Cast - Republican	257
Ballots Cast - Nonpartisan	117
Voter Turnout - Total	34.93%
Voter Turnout - Democratic	37.15%
Voter Turnout - Republican	40.28%
Voter Turnout - Nonpartisan	25.05%

DEM US Rep in Congress, District 2

Vote For 1

	TOTAL	VOTE %
Ackerman, Patricia	106	55.79%
Cohen, Ed	26	13.68%
Hernandez, Reynaldo	18	9.47%
Koble, Clint	22	11.58%
Luetkehans, Ian	3	1.58%
Schiffman, Steve "Pragmatic"	3	1.58%
Shepherd, Rick	12	6.32%
Total Votes Cast	190	100.00%

DEM State Assembly, District 40

Vote For 1

	TOTAL	VOTE %
Loyd, Sena	90	47.37%
Morgan, Derek Ray	50	26.32%
Scaffidi, Sherrie Paulie	50	26.32%
Total Votes Cast	190	100.00%

REP US Rep in Congress, District 2

Vote For 1

	TOTAL	VOTE %
Amodei, Mark E.	201	79.76%
Beck, Joel	44	17.46%
Hurley, Jesse Douglas	7	2.78%
Total Votes Cast	252	100.00%

REP State Assembly, District 40

Vote For 1

	TOTAL	VOTE %
O'Neill, Philip "PK"	154	61.85%
Williams, Day Robert	95	38.15%
Total Votes Cast	249	100.00%

205

Justice of the Supreme Court, Seat B

Vote For 1

	TOTAL	VOTE %	
Christensen, TS	74	13.29%	
Pickering, Kristina	360	64.63%	
Rodriguez, Esther C.	67	12.03%	
None of these candidates	56	10.05%	
Total Votes Cast	557	100.00%	

Justice of the Supreme Court, Seat D

Vote For 1

	TOTAL	VOTE %	
Fumo, Ozzie	159	28.86%	
Herndon, Douglas	264	47.91%	
Nelson, Erv	55	9.98%	
None of these candidates	73	13.25%	
Total Votes Cast	551	100.00%	

State Board of Education, District 2

Vote For 1

	TOTAL	VOTE %	
Coombs, Katie	488	100.00%	
Total Votes Cast	488	100.00%	

School Trustee, District 2

Vote For 1

	TOTAL	VOTE %	
Crossman, Laurel	485	100.00%	
Total Votes Cast	485	100.00%	

School Trustee, District 5

Vote For 1

	TOTAL	VOTE %	
Walker, Michael B.	475	100.00%	
Total Votes Cast	475	100.00%	

Mayor






Vote For 1

	TOTAL	VOTE %	
Bagwell, Lori	278	49.55%	
Jennings, Tod B.	85	15.15%	
Killgore, Nathaniel D.	40	7.13%	
Shirk, Jim	112	19.96%	
Sims, Aaron	46	8.20%	
Total Votes Cast	561	100.00%	

205

Board of Supervisors, Ward 2

Vote For 1

	TOTAL	VOTE %	
Hannaman, Ronni	172	32.21%	
Houle, Lorne	31	5.81%	
White, Maurice "Mo"	159	29.78%	
Wilke-McCulloch, Stacie	172	32.21%	
Total Votes Cast	534	100.00%	

Board of Supervisors, Ward 4

Vote For 1

	TOTAL	VOTE %	
Bratsch, Ronald	83	15.54%	
Schuetz, Lisa	354	66.29%	
Smith, Michael "Mike"	97	18.16%	
Total Votes Cast	534	100.00%	

207

Statistics	TOTAL
Registered Voters - Total	1,456
Registered Voters - Democratic	465
Registered Voters - Republican	637
Registered Voters - Nonpartisan	354
Ballots Cast - Total	555
Ballots Cast - Democratic	184
Ballots Cast - Republican	279
Ballots Cast - Nonpartisan	92
Voter Turnout - Total	38.12%
Voter Turnout - Democratic	39.57%
Voter Turnout - Republican	43.80%
Voter Turnout - Nonpartisan	25.99%

DEM US Rep in Congress, District 2

Vote For 1

	TOTAL	VOTE %
Ackerman, Patricia	92	52.27%
Cohen, Ed	29	16.48%
Hernandez, Reynaldo	14	7.95%
Koble, Clint	22	12.50%
Luetkehans, Ian	0	0.00%
Schiffman, Steve "Pragmatic"	6	3.41%
Shepherd, Rick	13	7.39%
Total Votes Cast	176	100.00%

DEM State Assembly, District 40

Vote For 1

	TOTAL	VOTE %
Loyd, Sena	50	28.74%
Morgan, Derek Ray	62	35.63%
Scaffidi, Sherrie Paulie	62	35.63%
Total Votes Cast	174	100.00%

REP US Rep in Congress, District 2

Vote For 1

	TOTAL	VOTE %
Amodei, Mark E.	238	86.55%
Beck, Joel	29	10.55%
Hurley, Jesse Douglas	8	2.91%
Total Votes Cast	275	100.00%

REP State Assembly, District 40

Vote For 1

	TOTAL	VOTE %
O'Neill, Philip "PK"	146	54.28%
Williams, Day Robert	123	45.72%
Total Votes Cast	269	100.00%

207

Justice of the Supreme Court, Seat B

Vote For 1

	TOTAL	VOTE %	
Christensen, TS	91	17.11%	
Pickering, Kristina	325	61.09%	
Rodriguez, Esther C.	53	9.96%	
None of these candidates	63	11.84%	
Total Votes Cast	532	100.00%	

Justice of the Supreme Court, Seat D

Vote For 1

	TOTAL	VOTE %	
Fumo, Ozzie	147	27.58%	
Herndon, Douglas	263	49.34%	
Nelson, Erv	60	11.26%	
None of these candidates	63	11.82%	
Total Votes Cast	533	100.00%	

State Board of Education, District 2

Vote For 1

	TOTAL	VOTE %	
Coombs, Katie	459	100.00%	
Total Votes Cast	459	100.00%	

School Trustee, District 2

Vote For 1

	TOTAL	VOTE %	
Crossman, Laurel	444	100.00%	
Total Votes Cast	444	100.00%	

School Trustee, District 5

Vote For 1

	TOTAL	VOTE %	
Walker, Michael B.	431	100.00%	
Total Votes Cast	431	100.00%	

Mayor






Vote For 1

	TOTAL	VOTE %	
Bagwell, Lori	297	55.31%	
Jennings, Tod B.	57	10.61%	
Killgore, Nathaniel D.	42	7.82%	
Shirk, Jim	112	20.86%	
Sims, Aaron	29	5.40%	
Total Votes Cast	537	100.00%	

207

Board of Supervisors, Ward 2

Vote For 1

	TOTAL	VOTE %	
Hannaman, Ronni	112	21.46%	
Houle, Lorne	33	6.32%	
White, Maurice "Mo"	225	43.10%	
Wilke-McCulloch, Stacie	152	29.12%	
Total Votes Cast	522	100.00%	

Board of Supervisors, Ward 4

Vote For 1

	TOTAL	VOTE %	
Bratsch, Ronald	89	17.42%	
Schuetz, Lisa	298	58.32%	
Smith, Michael "Mike"	124	24.27%	
Total Votes Cast	511	100.00%	

209

Statistics TOTAL

Registered Voters - Total	1,035
Registered Voters - Democratic	349
Registered Voters - Republican	398
Registered Voters - Nonpartisan	288
Ballots Cast - Total	346
Ballots Cast - Democratic	136
Ballots Cast - Republican	152
Ballots Cast - Nonpartisan	58
Voter Turnout - Total	33.43%
Voter Turnout - Democratic	38.97%
Voter Turnout - Republican	38.19%
Voter Turnout - Nonpartisan	20.14%

DEM US Rep in Congress, District 2

Vote For 1

	TOTAL	VOTE %
Ackerman, Patricia	63	47.37%
Cohen, Ed	25	18.80%
Hernandez, Reynaldo	17	12.78%
Koble, Clint	16	12.03%
Luetkehans, Ian	0	0.00%
Schiffman, Steve "Pragmatic"	2	1.50%
Shepherd, Rick	10	7.52%
Total Votes Cast	133	100.00%

DEM State Assembly, District 40

Vote For 1

	TOTAL	VOTE %
Loyd, Sena	53	41.41%
Morgan, Derek Ray	34	26.56%
Scaffidi, Sherrie Paulie	41	32.03%
Total Votes Cast	128	100.00%

REP US Rep in Congress, District 2

Vote For 1

	TOTAL	VOTE %
Amodei, Mark E.	123	82.55%
Beck, Joel	22	14.77%
Hurley, Jesse Douglas	4	2.68%
Total Votes Cast	149	100.00%

REP State Assembly, District 40

Vote For 1

	TOTAL	VOTE %
O'Neill, Philip "PK"	78	53.42%
Williams, Day Robert	68	46.58%
Total Votes Cast	146	100.00%

209

Justice of the Supreme Court, Seat B

Vote For 1

	TOTAL	VOTE %	
Christensen, TS	62	18.67%	
Pickering, Kristina	191	57.53%	
Rodriguez, Esther C.	49	14.76%	
None of these candidates	30	9.04%	
Total Votes Cast	332	100.00%	

Justice of the Supreme Court, Seat D

Vote For 1

	TOTAL	VOTE %	
Fumo, Ozzie	115	34.85%	
Herndon, Douglas	133	40.30%	
Nelson, Erv	41	12.42%	
None of these candidates	41	12.42%	
Total Votes Cast	330	100.00%	

State Board of Education, District 2

Vote For 1

	TOTAL	VOTE %	
Coombs, Katie	302	100.00%	
Total Votes Cast	302	100.00%	

School Trustee, District 2

Vote For 1

	TOTAL	VOTE %	
Crossman, Laurel	292	100.00%	
Total Votes Cast	292	100.00%	

School Trustee, District 5

Vote For 1

	TOTAL	VOTE %	
Walker, Michael B.	283	100.00%	
Total Votes Cast	283	100.00%	

Mayor






Vote For 1

	TOTAL	VOTE %	
Bagwell, Lori	161	47.92%	
Jennings, Tod B.	51	15.18%	
Killgore, Nathaniel D.	28	8.33%	
Shirk, Jim	78	23.21%	
Sims, Aaron	18	5.36%	
Total Votes Cast	336	100.00%	

209

Board of Supervisors, Ward 2

Vote For 1

	TOTAL	VOTE %	
Hannaman, Ronni	73	22.26%	
Houle, Lome	24	7.32%	
White, Maurice "Mo"	142	43.29%	
Wilke-McCulloch, Stacie	89	27.13%	
Total Votes Cast	328	100.00%	

Board of Supervisors, Ward 4

Vote For 1

	TOTAL	VOTE %	
Bratsch, Ronald	53	16.11%	
Schuette, Lisa	206	62.61%	
Smith, Michael "Mike"	70	21.28%	
Total Votes Cast	329	100.00%	

211

Statistics TOTAL

Registered Voters - Total	1,033
Registered Voters - Democratic	262
Registered Voters - Republican	473
Registered Voters - Nonpartisan	298
Ballots Cast - Total	420
Ballots Cast - Democratic	132
Ballots Cast - Republican	209
Ballots Cast - Nonpartisan	79
Voter Turnout - Total	40.66%
Voter Turnout - Democratic	50.38%
Voter Turnout - Republican	44.19%
Voter Turnout - Nonpartisan	26.51%

DEM US Rep in Congress, District 2

Vote For 1

	TOTAL	VOTE %
Ackerman, Patricia	55	44.35%
Cohen, Ed	19	15.32%
Hernandez, Reynaldo	6	4.84%
Koble, Clint	23	18.55%
Luetkehans, Ian	1	0.81%
Schiffman, Steve "Pragmatic"	6	4.84%
Shepherd, Rick	14	11.29%
Total Votes Cast	124	100.00%

DEM State Assembly, District 40

Vote For 1

	TOTAL	VOTE %
Loyd, Sena	65	53.72%
Morgan, Derek Ray	29	23.97%
Scaffidi, Sherrie Paulie	27	22.31%
Total Votes Cast	121	100.00%

REP US Rep in Congress, District 2

Vote For 1

	TOTAL	VOTE %
Amodei, Mark E.	170	82.93%
Beck, Joel	30	14.63%
Hurley, Jesse Douglas	5	2.44%
Total Votes Cast	205	100.00%

REP State Assembly, District 40

Vote For 1

	TOTAL	VOTE %
O'Neill, Philip "PK"	117	57.92%
Williams, Day Robert	85	42.08%
Total Votes Cast	202	100.00%

211

Justice of the Supreme Court, Seat B

Vote For 1

	TOTAL	VOTE %	
Christensen, TS	53	13.02%	
Pickering, Kristina	266	65.36%	
Rodriguez, Esther C.	51	12.53%	
None of these candidates	37	9.09%	
Total Votes Cast	407	100.00%	

Justice of the Supreme Court, Seat D

Vote For 1

	TOTAL	VOTE %	
Fumo, Ozzie	112	27.79%	
Herndon, Douglas	204	50.62%	
Nelson, Erv	51	12.66%	
None of these candidates	36	8.93%	
Total Votes Cast	403	100.00%	

State Board of Education, District 2

Vote For 1

	TOTAL	VOTE %	
Coombs, Katie	336	100.00%	
Total Votes Cast	336	100.00%	

School Trustee, District 2

Vote For 1

	TOTAL	VOTE %	
Crossman, Laurel	338	100.00%	
Total Votes Cast	338	100.00%	

School Trustee, District 5

Vote For 1

	TOTAL	VOTE %	
Walker, Michael B.	327	100.00%	
Total Votes Cast	327	100.00%	

Mayor






Vote For 1

	TOTAL	VOTE %	
Bagwell, Lori	215	52.31%	
Jennings, Tod B.	62	15.09%	
Killgore, Nathaniel D.	23	5.60%	
Shirk, Jim	100	24.33%	
Sims, Aaron	11	2.68%	
Total Votes Cast	411	100.00%	

211

Board of Supervisors, Ward 2

Vote For 1

	TOTAL	VOTE %	
Hannaman, Ronni	110	27.64%	
Houle, Lorne	25	6.28%	
White, Maurice "Mo"	164	41.21%	
Wilke-McCulloch, Stacie	99	24.87%	
Total Votes Cast	398	100.00%	

Board of Supervisors, Ward 4

Vote For 1

	TOTAL	VOTE %	
Bratsch, Ronald	82	20.55%	
Schuetz, Lisa	251	62.91%	
Smith, Michael "Mike"	66	16.54%	
Total Votes Cast	399	100.00%	

301

Statistics	TOTAL
Registered Voters - Total	1,200
Registered Voters - Democratic	366
Registered Voters - Republican	517
Registered Voters - Nonpartisan	317
Ballots Cast - Total	383
Ballots Cast - Democratic	119
Ballots Cast - Republican	196
Ballots Cast - Nonpartisan	68
Voter Turnout - Total	31.92%
Voter Turnout - Democratic	32.51%
Voter Turnout - Republican	37.91%
Voter Turnout - Nonpartisan	21.45%

DEM US Rep in Congress, District 2

Vote For 1

	TOTAL	VOTE %
Ackerman, Patricia	66	57.39%
Cohen, Ed	10	8.70%
Hernandez, Reynaldo	5	4.35%
Koble, Clint	27	23.48%
Luetkehans, Ian	0	0.00%
Schiffman, Steve "Pragmatic"	0	0.00%
Shepherd, Rick	7	6.09%
Total Votes Cast	115	100.00%

DEM State Assembly, District 40

Vote For 1

	TOTAL	VOTE %
Loyd, Sena	48	43.64%
Morgan, Derek Ray	20	18.18%
Scaffidi, Sherrie Paulie	42	38.18%
Total Votes Cast	110	100.00%

REP US Rep in Congress, District 2

Vote For 1

	TOTAL	VOTE %
Amodei, Mark E.	170	87.18%
Beck, Joel	15	7.69%
Hurley, Jesse Douglas	10	5.13%
Total Votes Cast	195	100.00%

REP State Assembly, District 40

Vote For 1

	TOTAL	VOTE %
O'Neill, Philip "PK"	85	44.97%
Williams, Day Robert	104	55.03%
Total Votes Cast	189	100.00%

301

Justice of the Supreme Court, Seat B

Vote For 1

	TOTAL	VOTE %	
Christensen, TS	62	16.99%	
Pickering, Kristina	210	57.53%	
Rodriguez, Esther C.	54	14.79%	
None of these candidates	39	10.68%	
Total Votes Cast	365	100.00%	

Justice of the Supreme Court, Seat D

Vote For 1

	TOTAL	VOTE %	
Fumo, Ozzie	94	25.61%	
Herndon, Douglas	176	47.96%	
Nelson, Erv	42	11.44%	
None of these candidates	55	14.99%	
Total Votes Cast	367	100.00%	

State Board of Education, District 2

Vote For 1

	TOTAL	VOTE %	
Coombs, Katie	326	100.00%	
Total Votes Cast	326	100.00%	

School Trustee, District 2

Vote For 1

	TOTAL	VOTE %	
Crossman, Laurel	318	100.00%	
Total Votes Cast	318	100.00%	

School Trustee, District 5

Vote For 1

	TOTAL	VOTE %	
Walker, Michael B.	322	100.00%	
Total Votes Cast	322	100.00%	

Mayor






Vote For 1

	TOTAL	VOTE %	
Bagwell, Lori	183	49.59%	
Jennings, Tod B.	43	11.65%	
Killgore, Nathaniel D.	14	3.79%	
Shirk, Jim	110	29.81%	
Sims, Aaron	19	5.15%	
Total Votes Cast	369	100.00%	

301

Board of Supervisors, Ward 2

Vote For 1

	TOTAL	VOTE %	
Hannaman, Ronni	104	28.89%	
Houle, Lorne	22	6.11%	
White, Maurice "Mo"	139	38.61%	
Wilke-McCulloch, Stacie	95	26.39%	
Total Votes Cast	360	100.00%	

Board of Supervisors, Ward 4

Vote For 1

	TOTAL	VOTE %	
Bratsch, Ronald	71	19.83%	
Schuetz, Lisa	225	62.85%	
Smith, Michael "Mike"	62	17.32%	
Total Votes Cast	358	100.00%	

303

Statistics	TOTAL
Registered Voters - Total	1,069
Registered Voters - Democratic	324
Registered Voters - Republican	482
Registered Voters - Nonpartisan	263
Ballots Cast - Total	423
Ballots Cast - Democratic	155
Ballots Cast - Republican	204
Ballots Cast - Nonpartisan	64
Voter Turnout - Total	39.57%
Voter Turnout - Democratic	47.84%
Voter Turnout - Republican	42.32%
Voter Turnout - Nonpartisan	24.33%

DEM US Rep in Congress, District 2

Vote For 1

	TOTAL	VOTE %
Ackerman, Patricia	85	57.43%
Cohen, Ed	16	10.81%
Hernandez, Reynaldo	7	4.73%
Koble, Clint	27	18.24%
Luetkehans, Ian	0	0.00%
Schiffman, Steve "Pragmatic"	4	2.70%
Shepherd, Rick	9	6.08%
Total Votes Cast	148	100.00%

DEM State Assembly, District 40

Vote For 1

	TOTAL	VOTE %
Loyd, Sena	68	49.28%
Morgan, Derek Ray	28	20.29%
Scaffidi, Sherrie Paulie	42	30.43%
Total Votes Cast	138	100.00%

REP US Rep in Congress, District 2

Vote For 1

	TOTAL	VOTE %
Amodei, Mark E.	168	83.58%
Beck, Joel	21	10.45%
Hurley, Jesse Douglas	12	5.97%
Total Votes Cast	201	100.00%

REP State Assembly, District 40

Vote For 1

	TOTAL	VOTE %
O'Neill, Philip "PK"	110	54.46%
Williams, Day Robert	92	45.54%
Total Votes Cast	202	100.00%

303

Justice of the Supreme Court, Seat B

Vote For 1

	TOTAL	VOTE %	
Christensen, TS	59	14.60%	
Pickering, Kristina	242	59.90%	
Rodriguez, Esther C.	64	15.84%	
None of these candidates	39	9.65%	
Total Votes Cast	404	100.00%	

Justice of the Supreme Court, Seat D

Vote For 1

	TOTAL	VOTE %	
Fumo, Ozzie	124	30.47%	
Herndon, Douglas	183	44.96%	
Nelson, Erv	55	13.51%	
None of these candidates	45	11.06%	
Total Votes Cast	407	100.00%	

State Board of Education, District 2

Vote For 1

	TOTAL	VOTE %	
Coombs, Katie	342	100.00%	
Total Votes Cast	342	100.00%	

School Trustee, District 2

Vote For 1

	TOTAL	VOTE %	
Crossman, Laurel	336	100.00%	
Total Votes Cast	336	100.00%	

School Trustee, District 5

Vote For 1

	TOTAL	VOTE %	
Walker, Michael B.	332	100.00%	
Total Votes Cast	332	100.00%	

Mayor






Vote For 1

	TOTAL	VOTE %	
Bagwell, Lori	195	47.91%	
Jennings, Tod B.	50	12.28%	
Killgore, Nathaniel D.	27	6.63%	
Shirk, Jim	117	28.75%	
Sims, Aaron	18	4.42%	
Total Votes Cast	407	100.00%	

303

Board of Supervisors, Ward 2

Vote For 1

	TOTAL	VOTE %	
Hannaman, Ronni	97	24.07%	
Houle, Lorne	20	4.96%	
White, Maurice "Mo"	154	38.21%	
Wilke-McCulloch, Stacie	132	32.75%	
Total Votes Cast	403	100.00%	

Board of Supervisors, Ward 4

Vote For 1

	TOTAL	VOTE %	
Bratsch, Ronald	74	18.64%	
Schuette, Lisa	274	69.02%	
Smith, Michael "Mike"	49	12.34%	
Total Votes Cast	397	100.00%	

305

Statistics	TOTAL
Registered Voters - Total	1,335
Registered Voters - Democratic	353
Registered Voters - Republican	616
Registered Voters - Nonpartisan	366
Ballots Cast - Total	592
Ballots Cast - Democratic	202
Ballots Cast - Republican	288
Ballots Cast - Nonpartisan	102
Voter Turnout - Total	44.34%
Voter Turnout - Democratic	57.22%
Voter Turnout - Republican	46.75%
Voter Turnout - Nonpartisan	27.87%

DEM US Rep in Congress, District 2

Vote For 1

	TOTAL	VOTE %
Ackerman, Patricia	90	48.13%
Cohen, Ed	37	19.79%
Hernandez, Reynaldo	4	2.14%
Koble, Clint	38	20.32%
Luetkehans, Ian	1	0.53%
Schiffman, Steve "Pragmatic"	2	1.07%
Shepherd, Rick	15	8.02%
Total Votes Cast	187	100.00%

DEM State Assembly, District 40

Vote For 1

	TOTAL	VOTE %
Loyd, Sena	81	42.63%
Morgan, Derek Ray	49	25.79%
Scaffidi, Sherrie Paulie	60	31.58%
Total Votes Cast	190	100.00%

REP US Rep in Congress, District 2

Vote For 1

	TOTAL	VOTE %
Amodei, Mark E.	243	85.87%
Beck, Joel	33	11.66%
Hurley, Jesse Douglas	7	2.47%
Total Votes Cast	283	100.00%

REP State Assembly, District 40

Vote For 1

	TOTAL	VOTE %
O'Neill, Philip "PK"	154	54.23%
Williams, Day Robert	130	45.77%
Total Votes Cast	284	100.00%

305

Justice of the Supreme Court, Seat B

Vote For 1

	TOTAL	VOTE %	
Christensen, TS	74	13.21%	
Pickering, Kristina	375	66.96%	
Rodriguez, Esther C.	59	10.54%	
None of these candidates	52	9.29%	
Total Votes Cast	560	100.00%	

Justice of the Supreme Court, Seat D

Vote For 1

	TOTAL	VOTE %	
Fumo, Ozzie	121	21.84%	
Herndon, Douglas	321	57.94%	
Nelson, Erv	64	11.55%	
None of these candidates	48	8.66%	
Total Votes Cast	554	100.00%	

State Board of Education, District 2

Vote For 1

	TOTAL	VOTE %	
Coombs, Katie	481	100.00%	
Total Votes Cast	481	100.00%	

School Trustee, District 2

Vote For 1

	TOTAL	VOTE %	
Crossman, Laurel	480	100.00%	
Total Votes Cast	480	100.00%	

School Trustee, District 5

Vote For 1

	TOTAL	VOTE %	
Walker, Michael B.	474	100.00%	
Total Votes Cast	474	100.00%	

Mayor






Vote For 1

	TOTAL	VOTE %	
Bagwell, Lori	265	46.09%	
Jennings, Tod B.	95	16.52%	
Killgore, Nathaniel D.	41	7.13%	
Shirk, Jim	145	25.22%	
Sims, Aaron	29	5.04%	
Total Votes Cast	575	100.00%	

305

Board of Supervisors, Ward 2

Vote For 1

	TOTAL	VOTE %	
Hannaman, Ronni	170	30.47%	
Houle, Lorne	20	3.58%	
White, Maurice "Mo"	200	35.84%	
Wilke-McCulloch, Stacie	168	30.11%	
Total Votes Cast	558	100.00%	

Board of Supervisors, Ward 4

Vote For 1

	TOTAL	VOTE %	
Bratsch, Ronald	110	19.86%	
Schuetz, Lisa	366	66.06%	
Smith, Michael "Mike"	78	14.08%	
Total Votes Cast	554	100.00%	

307

Statistics	TOTAL
Registered Voters - Total	2,426
Registered Voters - Democratic	816
Registered Voters - Republican	874
Registered Voters - Nonpartisan	736
Ballots Cast - Total	600
Ballots Cast - Democratic	246
Ballots Cast - Republican	258
Ballots Cast - Nonpartisan	96
Voter Turnout - Total	24.73%
Voter Turnout - Democratic	30.15%
Voter Turnout - Republican	29.52%
Voter Turnout - Nonpartisan	13.04%

DEM US Rep in Congress, District 2

Vote For 1

	TOTAL	VOTE %
Ackerman, Patricia	121	50.63%
Cohen, Ed	37	15.48%
Hernandez, Reynaldo	18	7.53%
Koble, Clint	43	17.99%
Luetkehans, Ian	2	0.84%
Schiffman, Steve "Pragmatic"	7	2.93%
Shepherd, Rick	11	4.60%
Total Votes Cast	239	100.00%

DEM State Assembly, District 40

Vote For 1

	TOTAL	VOTE %
Loyd, Sena	103	44.02%
Morgan, Derek Ray	68	29.06%
Scaffidi, Sherrie Paulie	63	26.92%
Total Votes Cast	234	100.00%

REP US Rep in Congress, District 2

Vote For 1

	TOTAL	VOTE %
Amodei, Mark E.	198	79.52%
Beck, Joel	42	16.87%
Hurley, Jesse Douglas	9	3.61%
Total Votes Cast	249	100.00%

REP State Assembly, District 40

Vote For 1

	TOTAL	VOTE %
O'Neill, Philip "PK"	130	52.21%
Williams, Day Robert	119	47.79%
Total Votes Cast	249	100.00%

307

Justice of the Supreme Court, Seat B

Vote For 1

	TOTAL	VOTE %	
Christensen, TS	95	16.49%	
Pickering, Kristina	327	56.77%	
Rodriguez, Esther C.	92	15.97%	
None of these candidates	62	10.76%	
Total Votes Cast	576	100.00%	

Justice of the Supreme Court, Seat D

Vote For 1

	TOTAL	VOTE %	
Fumo, Ozzie	170	29.57%	
Herndon, Douglas	265	46.09%	
Nelson, Erv	59	10.26%	
None of these candidates	81	14.09%	
Total Votes Cast	575	100.00%	

State Board of Education, District 2

Vote For 1

	TOTAL	VOTE %	
Coombs, Katie	513	100.00%	
Total Votes Cast	513	100.00%	

School Trustee, District 2

Vote For 1

	TOTAL	VOTE %	
Crossman, Laurel	501	100.00%	
Total Votes Cast	501	100.00%	

School Trustee, District 5

Vote For 1

	TOTAL	VOTE %	
Walker, Michael B.	492	100.00%	
Total Votes Cast	492	100.00%	

Mayor






Vote For 1

	TOTAL	VOTE %	
Bagwell, Lori	298	50.94%	
Jennings, Tod B.	77	13.16%	
Killgore, Nathaniel D.	49	8.38%	
Shirk, Jim	125	21.37%	
Sims, Aaron	36	6.15%	
Total Votes Cast	585	100.00%	

307

Board of Supervisors, Ward 2

Vote For 1

	TOTAL	VOTE %	
Hannaman, Ronni	148	26.06%	
Houle, Lorne	60	10.56%	
White, Maurice "Mo"	197	34.68%	
Wilke-McCulloch, Stacie	163	28.70%	
Total Votes Cast	568	100.00%	

Board of Supervisors, Ward 4

Vote For 1

	TOTAL	VOTE %	
Bratsch, Ronald	112	19.82%	
Schuette, Lisa	363	64.25%	
Smith, Michael "Mike"	90	15.93%	
Total Votes Cast	565	100.00%	

309

Statistics	TOTAL
Registered Voters - Total	1,586
Registered Voters - Democratic	401
Registered Voters - Republican	849
Registered Voters - Nonpartisan	336
Ballots Cast - Total	876
Ballots Cast - Democratic	261
Ballots Cast - Republican	489
Ballots Cast - Nonpartisan	126
Voter Turnout - Total	55.23%
Voter Turnout - Democratic	65.09%
Voter Turnout - Republican	57.60%
Voter Turnout - Nonpartisan	37.50%

DEM US Rep in Congress, District 2

Vote For 1

	TOTAL	VOTE %
Ackerman, Patricia	122	48.61%
Cohen, Ed	46	18.33%
Hernandez, Reynaldo	8	3.19%
Koble, Clint	54	21.51%
Luetkehans, Ian	0	0.00%
Schiffman, Steve "Pragmatic"	11	4.38%
Shepherd, Rick	10	3.98%
Total Votes Cast	251	100.00%

DEM State Assembly, District 40

Vote For 1

	TOTAL	VOTE %
Loyd, Sena	148	60.41%
Morgan, Derek Ray	50	20.41%
Scaffidi, Sherrie Paulie	47	19.18%
Total Votes Cast	245	100.00%

REP US Rep in Congress, District 2

Vote For 1

	TOTAL	VOTE %
Amodei, Mark E.	404	83.82%
Beck, Joel	69	14.32%
Hurley, Jesse Douglas	9	1.87%
Total Votes Cast	482	100.00%

REP State Assembly, District 40

Vote For 1

	TOTAL	VOTE %
O'Neill, Philip "PK"	264	55.93%
Williams, Day Robert	208	44.07%
Total Votes Cast	472	100.00%

309

Justice of the Supreme Court, Seat B

Vote For 1

	TOTAL	VOTE %	
Christensen, TS	127	15.32%	
Pickering, Kristina	535	64.54%	
Rodriguez, Esther C.	94	11.34%	
None of these candidates	73	8.81%	
Total Votes Cast	829	100.00%	

Justice of the Supreme Court, Seat D

Vote For 1

	TOTAL	VOTE %	
Fumo, Ozzie	221	26.66%	
Herndon, Douglas	426	51.39%	
Nelson, Erv	98	11.82%	
None of these candidates	84	10.13%	
Total Votes Cast	829	100.00%	

State Board of Education, District 2

Vote For 1

	TOTAL	VOTE %	
Coombs, Katie	680	100.00%	
Total Votes Cast	680	100.00%	

School Trustee, District 2

Vote For 1

	TOTAL	VOTE %	
Crossman, Laurel	665	100.00%	
Total Votes Cast	665	100.00%	

School Trustee, District 5

Vote For 1

	TOTAL	VOTE %	
Walker, Michael B.	660	100.00%	
Total Votes Cast	660	100.00%	

Mayor






Vote For 1

	TOTAL	VOTE %	
Bagwell, Lori	471	54.64%	
Jennings, Tod B.	117	13.57%	
Killgore, Nathaniel D.	39	4.52%	
Shirk, Jim	203	23.55%	
Sims, Aaron	32	3.71%	
Total Votes Cast	862	100.00%	

309

Board of Supervisors, Ward 2

Vote For 1

	TOTAL	VOTE %	
Hannaman, Ronni	278	33.78%	
Houle, Lorne	41	4.98%	
White, Maurice "Mo"	275	33.41%	
Wilke-McCulloch, Stacie	229	27.82%	
Total Votes Cast	823	100.00%	

Board of Supervisors, Ward 4

Vote For 1









	TOTAL	VOTE %	
Bratsch, Ronald	156	18.66%	
Schuetz, Lisa	575	68.78%	
Smith, Michael "Mike"	105	12.56%	
Total Votes Cast	836	100.00%	

401

Statistics	TOTAL
Registered Voters - Total	1,141
Registered Voters - Democratic	373
Registered Voters - Republican	414
Registered Voters - Nonpartisan	354
Ballots Cast - Total	350
Ballots Cast - Democratic	152
Ballots Cast - Republican	126
Ballots Cast - Nonpartisan	72
Voter Turnout - Total	30.67%
Voter Turnout - Democratic	40.75%
Voter Turnout - Republican	30.43%
Voter Turnout - Nonpartisan	20.34%

DEM US Rep in Congress, District 2

Vote For 1

	TOTAL	VOTE %	
Ackerman, Patricia	89	61.81%	
Cohen, Ed	12	8.33%	
Hernandez, Reynaldo	4	2.78%	
Koble, Clint	18	12.50%	
Luetkehans, Ian	1	0.69%	
Schiffman, Steve "Pragmatic"	4	2.78%	
Shepherd, Rick	16	11.11%	
Total Votes Cast	144	100.00%	

DEM State Assembly, District 40

Vote For 1

	TOTAL	VOTE %	
Loyd, Sena	65	46.43%	
Morgan, Derek Ray	29	20.71%	
Scaffidi, Sherrie Paulie	46	32.86%	
Total Votes Cast	140	100.00%	

REP US Rep in Congress, District 2

Vote For 1

	TOTAL	VOTE %	
Amodei, Mark E.	109	87.20%	
Beck, Joel	12	9.60%	
Hurley, Jesse Douglas	4	3.20%	
Total Votes Cast	125	100.00%	

REP State Assembly, District 40

Vote For 1

	TOTAL	VOTE %	
O'Neill, Philip "PK"	57	47.11%	
Williams, Day Robert	64	52.89%	
Total Votes Cast	121	100.00%	

401

Justice of the Supreme Court, Seat B

Vote For 1

	TOTAL	VOTE %	
Christensen, TS	38	11.45%	
Pickering, Kristina	222	66.87%	
Rodriguez, Esther C.	45	13.55%	
None of these candidates	27	8.13%	
Total Votes Cast	332	100.00%	

Justice of the Supreme Court, Seat D

Vote For 1

	TOTAL	VOTE %	
Fumo, Ozzie	89	27.05%	
Herndon, Douglas	157	47.72%	
Nelson, Erv	44	13.37%	
None of these candidates	39	11.85%	
Total Votes Cast	329	100.00%	

State Board of Education, District 2

Vote For 1

	TOTAL	VOTE %	
Coombs, Katie	294	100.00%	
Total Votes Cast	294	100.00%	

School Trustee, District 2

Vote For 1

	TOTAL	VOTE %	
Crossman, Laurel	293	100.00%	
Total Votes Cast	293	100.00%	

School Trustee, District 5

Vote For 1

	TOTAL	VOTE %	
Walker, Michael B.	292	100.00%	
Total Votes Cast	292	100.00%	

Mayor






Vote For 1

	TOTAL	VOTE %	
Bagwell, Lori	174	51.63%	
Jennings, Tod B.	44	13.06%	
Killgore, Nathaniel D.	19	5.64%	
Shirk, Jim	77	22.85%	
Sims, Aaron	23	6.82%	
Total Votes Cast	337	100.00%	

401

Board of Supervisors, Ward 2

Vote For 1

	TOTAL	VOTE %	
Hannaman, Ronni	84	25.69%	
Houle, Lorne	18	5.50%	
White, Maurice "Mo"	112	34.25%	
Wilke-McCulloch, Stacie	113	34.56%	
Total Votes Cast	327	100.00%	

Board of Supervisors, Ward 4

Vote For 1

	TOTAL	VOTE %	
Bratsch, Ronald	61	17.99%	
Schuetz, Lisa	229	67.55%	
Smith, Michael "Mike"	49	14.45%	
Total Votes Cast	339	100.00%	

403

Statistics	TOTAL
Registered Voters - Total	2,014
Registered Voters - Democratic	601
Registered Voters - Republican	807
Registered Voters - Nonpartisan	606
Ballots Cast - Total	706
Ballots Cast - Democratic	243
Ballots Cast - Republican	319
Ballots Cast - Nonpartisan	144
Voter Turnout - Total	35.05%
Voter Turnout - Democratic	40.43%
Voter Turnout - Republican	39.53%
Voter Turnout - Nonpartisan	23.76%

DEM US Rep in Congress, District 2

Vote For 1

	TOTAL	VOTE %
Ackerman, Patricia	104	44.83%
Cohen, Ed	27	11.64%
Hernandez, Reynaldo	19	8.19%
Koble, Clint	49	21.12%
Luetkehans, Ian	1	0.43%
Schiffman, Steve "Pragmatic"	7	3.02%
Shepherd, Rick	25	10.78%
Total Votes Cast	232	100.00%

DEM State Assembly, District 40

Vote For 1

	TOTAL	VOTE %
Loyd, Sena	82	36.12%
Morgan, Derek Ray	75	33.04%
Scaffidi, Sherrie Paulie	70	30.84%
Total Votes Cast	227	100.00%

REP US Rep in Congress, District 2

Vote For 1

	TOTAL	VOTE %
Amodei, Mark E.	260	82.28%
Beck, Joel	42	13.29%
Hurley, Jesse Douglas	14	4.43%
Total Votes Cast	316	100.00%

REP State Assembly, District 40

Vote For 1

	TOTAL	VOTE %
O'Neill, Philip "PK"	147	47.42%
Williams, Day Robert	163	52.58%
Total Votes Cast	310	100.00%

403

Justice of the Supreme Court, Seat B

Vote For 1

	TOTAL	VOTE %	
Christensen, TS	94	13.78%	
Pickering, Kristina	428	62.76%	
Rodriguez, Esther C.	89	13.05%	
None of these candidates	71	10.41%	
Total Votes Cast	682	100.00%	

Justice of the Supreme Court, Seat D

Vote For 1

	TOTAL	VOTE %	
Fumo, Ozzie	218	32.06%	
Herndon, Douglas	290	42.65%	
Nelson, Erv	82	12.06%	
None of these candidates	90	13.24%	
Total Votes Cast	680	100.00%	

State Board of Education, District 2

Vote For 1

	TOTAL	VOTE %	
Coombs, Katie	572	100.00%	
Total Votes Cast	572	100.00%	

School Trustee, District 2

Vote For 1

	TOTAL	VOTE %	
Crossman, Laurel	564	100.00%	
Total Votes Cast	564	100.00%	

School Trustee, District 5

Vote For 1

	TOTAL	VOTE %	
Walker, Michael B.	557	100.00%	
Total Votes Cast	557	100.00%	

Mayor






Vote For 1

	TOTAL	VOTE %	
Bagwell, Lori	353	50.79%	
Jennings, Tod B.	93	13.38%	
Killgore, Nathaniel D.	63	9.06%	
Shirk, Jim	139	20.00%	
Sims, Aaron	47	6.76%	
Total Votes Cast	695	100.00%	

403

Board of Supervisors, Ward 2

Vote For 1

	TOTAL	VOTE %	
Hannaman, Ronni	201	30.73%	
Houle, Lorne	45	6.88%	
White, Maurice "Mo"	205	31.35%	
Wilke-McCulloch, Stacie	203	31.04%	
Total Votes Cast	654	100.00%	

Board of Supervisors, Ward 4

Vote For 1

	TOTAL	VOTE %	
Bratsch, Ronald	107	16.72%	
Schuetz, Lisa	412	64.38%	
Smith, Michael "Mike"	121	18.91%	
Total Votes Cast	640	100.00%	

405

Statistics TOTAL

Registered Voters - Total	1,379
Registered Voters - Democratic	472
Registered Voters - Republican	552
Registered Voters - Nonpartisan	355
Ballots Cast - Total	546
Ballots Cast - Democratic	205
Ballots Cast - Republican	254
Ballots Cast - Nonpartisan	87
Voter Turnout - Total	39.59%
Voter Turnout - Democratic	43.43%
Voter Turnout - Republican	46.01%
Voter Turnout - Nonpartisan	24.51%

DEM US Rep in Congress, District 2

Vote For 1

	TOTAL	VOTE %
Ackerman, Patricia	90	47.62%
Cohen, Ed	26	13.76%
Hernandez, Reynaldo	7	3.70%
Koble, Clint	41	21.69%
Luetkehans, Ian	1	0.53%
Schiffman, Steve "Pragmatic"	9	4.76%
Shepherd, Rick	15	7.94%
Total Votes Cast	189	100.00%

DEM State Assembly, District 40

Vote For 1

	TOTAL	VOTE %
Loyd, Sena	91	48.66%
Morgan, Derek Ray	45	24.06%
Scaffidi, Sherrie Paulie	51	27.27%
Total Votes Cast	187	100.00%

REP US Rep in Congress, District 2

Vote For 1

	TOTAL	VOTE %
Amodei, Mark E.	204	81.27%
Beck, Joel	37	14.74%
Hurley, Jesse Douglas	10	3.98%
Total Votes Cast	251	100.00%

REP State Assembly, District 40

Vote For 1

	TOTAL	VOTE %
O'Neill, Philip "PK"	113	45.75%
Williams, Day Robert	134	54.25%
Total Votes Cast	247	100.00%

405

Justice of the Supreme Court, Seat B

Vote For 1

	TOTAL	VOTE %	
Christensen, TS	96	18.43%	
Pickering, Kristina	336	64.49%	
Rodriguez, Esther C.	45	8.64%	
None of these candidates	44	8.45%	
Total Votes Cast	521	100.00%	

Justice of the Supreme Court, Seat D

Vote For 1

	TOTAL	VOTE %	
Fumo, Ozzie	130	25.54%	
Herndon, Douglas	239	46.95%	
Nelson, Erv	72	14.15%	
None of these candidates	68	13.36%	
Total Votes Cast	509	100.00%	

State Board of Education, District 2

Vote For 1

	TOTAL	VOTE %	
Coombs, Katie	429	100.00%	
Total Votes Cast	429	100.00%	

School Trustee, District 2

Vote For 1

	TOTAL	VOTE %	
Crossman, Laurel	426	100.00%	
Total Votes Cast	426	100.00%	

School Trustee, District 5

Vote For 1

	TOTAL	VOTE %	
Walker, Michael B.	424	100.00%	
Total Votes Cast	424	100.00%	

Mayor






Vote For 1

	TOTAL	VOTE %	
Bagwell, Lori	258	48.96%	
Jennings, Tod B.	72	13.66%	
Killgore, Nathaniel D.	31	5.88%	
Shirk, Jim	140	26.57%	
Sims, Aaron	26	4.93%	
Total Votes Cast	527	100.00%	

405

Board of Supervisors, Ward 2

Vote For 1

	TOTAL	VOTE %	
Hannaman, Ronni	126	24.80%	
Houle, Lorne	40	7.87%	
White, Maurice "Mo"	179	35.24%	
Wilke-McCulloch, Stacie	163	32.09%	
Total Votes Cast	508	100.00%	

Board of Supervisors, Ward 4

Vote For 1

	TOTAL	VOTE %	
Bratsch, Ronald	106	20.78%	
Schuetz, Lisa	311	60.98%	
Smith, Michael "Mike"	93	18.24%	
Total Votes Cast	510	100.00%	

407

Statistics TOTAL

Registered Voters - Total	1,749
Registered Voters - Democratic	437
Registered Voters - Republican	864
Registered Voters - Nonpartisan	448
Ballots Cast - Total	737
Ballots Cast - Democratic	201
Ballots Cast - Republican	413
Ballots Cast - Nonpartisan	123
Voter Turnout - Total	42.14%
Voter Turnout - Democratic	46.00%
Voter Turnout - Republican	47.80%
Voter Turnout - Nonpartisan	27.46%

DEM US Rep in Congress, District 2

Vote For 1

	TOTAL	VOTE %
Ackerman, Patricia	93	48.69%
Cohen, Ed	39	20.42%
Hernandez, Reynaldo	15	7.85%
Koble, Clint	22	11.52%
Luetkehans, Ian	2	1.05%
Schiffman, Steve "Pragmatic"	5	2.62%
Shepherd, Rick	15	7.85%
Total Votes Cast	191	100.00%

DEM State Assembly, District 40

Vote For 1

	TOTAL	VOTE %
Loyd, Sena	85	45.21%
Morgan, Derek Ray	40	21.28%
Scaffidi, Sherrie Paulie	63	33.51%
Total Votes Cast	188	100.00%

REP US Rep in Congress, District 2

Vote For 1

	TOTAL	VOTE %
Amodei, Mark E.	308	75.68%
Beck, Joel	86	21.13%
Hurley, Jesse Douglas	13	3.19%
Total Votes Cast	407	100.00%

REP State Assembly, District 40

Vote For 1

	TOTAL	VOTE %
O'Neill, Philip "PK"	199	49.50%
Williams, Day Robert	203	50.50%
Total Votes Cast	402	100.00%

407

Justice of the Supreme Court, Seat B

Vote For 1

	TOTAL	VOTE %	
Christensen, TS	116	16.36%	
Pickering, Kristina	462	65.16%	
Rodriguez, Esther C.	64	9.03%	
None of these candidates	67	9.45%	
Total Votes Cast	709	100.00%	

Justice of the Supreme Court, Seat D

Vote For 1

	TOTAL	VOTE %	
Fumo, Ozzie	165	23.37%	
Herndon, Douglas	354	50.14%	
Nelson, Erv	96	13.60%	
None of these candidates	91	12.89%	
Total Votes Cast	706	100.00%	

State Board of Education, District 2

Vote For 1

	TOTAL	VOTE %	
Coombs, Katie	586	100.00%	
Total Votes Cast	586	100.00%	

School Trustee, District 2

Vote For 1

	TOTAL	VOTE %	
Crossman, Laurel	580	100.00%	
Total Votes Cast	580	100.00%	

School Trustee, District 5

Vote For 1

	TOTAL	VOTE %	
Walker, Michael B.	562	100.00%	
Total Votes Cast	562	100.00%	

Mayor






Vote For 1

	TOTAL	VOTE %	
Bagwell, Lori	359	49.25%	
Jennings, Tod B.	91	12.48%	
Killgore, Nathaniel D.	46	6.31%	
Shirk, Jim	200	27.43%	
Sims, Aaron	33	4.53%	
Total Votes Cast	729	100.00%	

407

Board of Supervisors, Ward 2

Vote For 1

	TOTAL	VOTE %	
Hannaman, Ronni	200	28.86%	
Houle, Lorne	45	6.49%	
White, Maurice "Mo"	260	37.52%	
Wilke-McCulloch, Stacie	188	27.13%	
Total Votes Cast	693	100.00%	

Board of Supervisors, Ward 4

Vote For 1

	TOTAL	VOTE %	
Bratsch, Ronald	179	25.11%	
Schuetz, Lisa	379	53.16%	
Smith, Michael "Mike"	155	21.74%	
Total Votes Cast	713	100.00%	

409

Statistics	TOTAL
Registered Voters - Total	1,413
Registered Voters - Democratic	487
Registered Voters - Republican	545
Registered Voters - Nonpartisan	381
Ballots Cast - Total	675
Ballots Cast - Democratic	275
Ballots Cast - Republican	270
Ballots Cast - Nonpartisan	130
Voter Turnout - Total	47.77%
Voter Turnout - Democratic	56.47%
Voter Turnout - Republican	49.54%
Voter Turnout - Nonpartisan	34.12%

DEM US Rep in Congress, District 2

Vote For 1

	TOTAL	VOTE %
Ackerman, Patricia	112	41.95%
Cohen, Ed	48	17.98%
Hernandez, Reynaldo	11	4.12%
Koble, Clint	70	26.22%
Luetkehans, Ian	0	0.00%
Schiffman, Steve "Pragmatic"	5	1.87%
Shepherd, Rick	21	7.87%
Total Votes Cast	267	100.00%

DEM State Assembly, District 40

Vote For 1

	TOTAL	VOTE %
Loyd, Sena	140	53.23%
Morgan, Derek Ray	62	23.57%
Scaffidi, Sherrie Paulie	61	23.19%
Total Votes Cast	263	100.00%

REP US Rep in Congress, District 2

Vote For 1

	TOTAL	VOTE %
Amodei, Mark E.	217	82.20%
Beck, Joel	38	14.39%
Hurley, Jesse Douglas	9	3.41%
Total Votes Cast	264	100.00%

REP State Assembly, District 40

Vote For 1

	TOTAL	VOTE %
O'Neill, Philip "PK"	171	66.28%
Williams, Day Robert	87	33.72%
Total Votes Cast	258	100.00%

409

Justice of the Supreme Court, Seat B

Vote For 1

	TOTAL	VOTE %	
Christensen, TS	53	8.15%	
Pickering, Kristina	440	67.69%	
Rodriguez, Esther C.	111	17.08%	
None of these candidates	46	7.08%	
Total Votes Cast	650	100.00%	

Justice of the Supreme Court, Seat D

Vote For 1

	TOTAL	VOTE %	
Fumo, Ozzie	202	31.76%	
Herndon, Douglas	304	47.80%	
Nelson, Erv	64	10.06%	
None of these candidates	66	10.38%	
Total Votes Cast	636	100.00%	

State Board of Education, District 2

Vote For 1

	TOTAL	VOTE %	
Coombs, Katie	530	100.00%	
Total Votes Cast	530	100.00%	

School Trustee, District 2

Vote For 1

	TOTAL	VOTE %	
Crossman, Laurel	528	100.00%	
Total Votes Cast	528	100.00%	

School Trustee, District 5

Vote For 1

	TOTAL	VOTE %	
Walker, Michael B.	530	100.00%	
Total Votes Cast	530	100.00%	

Mayor






Vote For 1

	TOTAL	VOTE %	
Bagwell, Lori	370	55.89%	
Jennings, Tod B.	103	15.56%	
Killgore, Nathaniel D.	33	4.98%	
Shirk, Jim	109	16.47%	
Sims, Aaron	47	7.10%	
Total Votes Cast	662	100.00%	

409

Board of Supervisors, Ward 2

Vote For 1

	TOTAL	VOTE %	
Hannaman, Ronni	198	30.99%	
Houle, Lorne	35	5.48%	
White, Maurice "Mo"	188	29.42%	
Wilke-McCulloch, Stacie	218	34.12%	
Total Votes Cast	639	100.00%	

Board of Supervisors, Ward 4

Vote For 1

	TOTAL	VOTE %	
Bratsch, Ronald	97	14.97%	
Schuetz, Lisa	473	72.99%	
Smith, Michael "Mike"	78	12.04%	
Total Votes Cast	648	100.00%	

411

Statistics	TOTAL
Registered Voters - Total	811
Registered Voters - Democratic	175
Registered Voters - Republican	459
Registered Voters - Nonpartisan	177
Ballots Cast - Total	444
Ballots Cast - Democratic	122
Ballots Cast - Republican	267
Ballots Cast - Nonpartisan	55
Voter Turnout - Total	54.75%
Voter Turnout - Democratic	69.71%
Voter Turnout - Republican	58.17%
Voter Turnout - Nonpartisan	31.07%

DEM US Rep in Congress, District 2

Vote For 1

	TOTAL	VOTE %
Ackerman, Patricia	59	50.00%
Cohen, Ed	20	16.95%
Hernandez, Reynaldo	1	0.85%
Koble, Clint	30	25.42%
Luetkehans, Ian	2	1.69%
Schiffman, Steve "Pragmatic"	0	0.00%
Shepherd, Rick	6	5.08%
Total Votes Cast	118	100.00%

DEM State Assembly, District 40

Vote For 1

	TOTAL	VOTE %
Loyd, Sena	54	46.96%
Morgan, Derek Ray	32	27.83%
Scaffidi, Sherrie Paulie	29	25.22%
Total Votes Cast	115	100.00%

REP US Rep in Congress, District 2

Vote For 1

	TOTAL	VOTE %
Amodei, Mark E.	224	86.82%
Beck, Joel	30	11.63%
Hurley, Jesse Douglas	4	1.55%
Total Votes Cast	258	100.00%

REP State Assembly, District 40

Vote For 1

	TOTAL	VOTE %
O'Neill, Philip "PK"	123	47.49%
Williams, Day Robert	136	52.51%
Total Votes Cast	259	100.00%

411

Justice of the Supreme Court, Seat B

Vote For 1

	TOTAL	VOTE %	
Christensen, TS	52	12.24%	
Pickering, Kristina	304	71.53%	
Rodriguez, Esther C.	36	8.47%	
None of these candidates	33	7.76%	
Total Votes Cast	425	100.00%	

Justice of the Supreme Court, Seat D

Vote For 1

	TOTAL	VOTE %	
Fumo, Ozzie	97	23.21%	
Herndon, Douglas	239	57.18%	
Nelson, Erv	39	9.33%	
None of these candidates	43	10.29%	
Total Votes Cast	418	100.00%	

State Board of Education, District 2

Vote For 1

	TOTAL	VOTE %	
Coombs, Katie	358	100.00%	
Total Votes Cast	358	100.00%	

School Trustee, District 2

Vote For 1

	TOTAL	VOTE %	
Crossman, Laurel	346	100.00%	
Total Votes Cast	346	100.00%	

School Trustee, District 5

Vote For 1

	TOTAL	VOTE %	
Walker, Michael B.	346	100.00%	
Total Votes Cast	346	100.00%	

Mayor






Vote For 1

	TOTAL	VOTE %	
Bagwell, Lori	210	48.05%	
Jennings, Tod B.	62	14.19%	
Killgore, Nathaniel D.	20	4.58%	
Shirk, Jim	131	29.98%	
Sims, Aaron	14	3.20%	
Total Votes Cast	437	100.00%	

411

Board of Supervisors, Ward 2

Vote For 1

	TOTAL	VOTE %	
Hannaman, Ronni	138	33.01%	
Houle, Lorne	13	3.11%	
White, Maurice "Mo"	158	37.80%	
Wilke-McCulloch, Stacie	109	26.08%	
Total Votes Cast	418	100.00%	

Board of Supervisors, Ward 4

Vote For 1

	TOTAL	VOTE %	
Bratsch, Ronald	93	21.78%	
Schuetz, Lisa	284	66.51%	
Smith, Michael "Mike"	50	11.71%	
Total Votes Cast	427	100.00%	

Results certified this 19th day of June, 2020.

By:

Robert L. Crowell
Mayor

Attested By:

Aubrey Rowlett, Carson City Clerk-Recorder