



# Aubrey Rowlatt

## Carson City Clerk-Recorder

Office of the County Clerk  
885 East Musser St., Ste. 1025  
Carson City, NV 89701  
Tele: 775.887.2087  
Fax: 775.887.2146

### ABSTRACT OF THE VOTE General Election - November 8, 2022

STATE OF NEVADA     )  
                                  ) ss.  
CARSON CITY         )

I, Aubrey Rowlatt, Carson City Clerk-Recorder, do hereby certify the foregoing to be a full true and correct statement of the votes of Carson City, polled at the General Election held on November 8, 2022, relating to votes cast for Federal, State and County offices in the General Election.

- 23,747 total ballots were cast in the 24 precincts.
- Three mail ballots were rejected by the Mail Ballot Processing and Counting Board.
- One mail ballot envelope received did not contain a ballot.
- One in-person voter received voting credit but did not place the ballot into the polling location tabulator.

The foregoing discrepancies also identified on the following Official Balance Statement would not alter the outcome of any race in this General Election.

Therefore, as the Clerk-Recorder of Carson City, Nevada, I do hereby certify to the Carson City Board of Supervisors that the results of the Canvass for the 2022 General Election are deemed certifiable.

Dated this 17th day of November, 2022.

  
\_\_\_\_\_  
Aubrey Rowlatt  
Carson City Clerk-Recorder

**OFFICIAL BALANCE STATEMENT  
CARSON CITY, NEVADA  
GENERAL ELECTION  
NOVEMBER 8, 2022**

\*Please note discrepancy explanation set out below.

---

**SIGNATURES:**

|                                  |                |
|----------------------------------|----------------|
| Early Voting Signatures          | 6,275          |
| Election Day Signatures          | 3,315          |
| Same Day Registration Signatures | 179            |
| Accepted Mail Ballot Signatures  | <u>13,983</u>  |
| <b>TOTAL SIGNATURES</b>          | <b>23,752*</b> |

---

**BALLOTS CAST:**

|                                    |                |
|------------------------------------|----------------|
| Early Voting ballots cast          | 6,275          |
| Election Day ballots cast          | 3,314          |
| Same Day Registration ballots cast | 179            |
| Mail ballots cast                  | <u>13,979</u>  |
| <b>TOTAL BALLOTS CAST</b>          | <b>23,747*</b> |

---

**DISCREPENCIES:**

**Difference between signatures obtained and ballots cast: 5**

- On Election Day one voter received in-person voting credit but the voter did not place the ballot in the polling place tabulator.  
This caused the Election Day Signatures count to be **one** higher than the Election Day ballots cast count.
- The Mail Ballot Processing Board rejected three mail ballots and one mail ballot envelope accepted did not contain a ballot.  
This caused the Accepted Mail Ballot Signatures to be **four** higher than the Mail Ballots Cast count.

---

We do hereby certify that the above information, to the best of our knowledge, is true, correct and tallied dated this 17th day of November, 2022.



Aubrey Rowlatt  
Carson City Clerk-Recorder



Miguel Camacho  
Carson City Chief Deputy Clerk



Summary Results Report  
General Election  
November 8, 2022

OFFICIAL RESULTS

CARSON CITY

| Statistics                          | TOTAL    | Election Day | Mail Ballot | Early Voting |
|-------------------------------------|----------|--------------|-------------|--------------|
| Election Day Precincts Reporting    | 24 of 24 | 24           | 0           | 0            |
| Absentee/ Early Precincts Reporting | 24 of 24 | 0            | 24          | 24           |
| Registered Voters - Total           | 37,523   |              |             |              |
| Ballots Cast - Total                | 23,747   | 3,314        | 14,158      | 6,275        |
| Voter Turnout - Total               | 63.29%   |              |             |              |

UNITED STATES SENATE

Vote For 1

|                             | TOTAL  | VOTE %  | Election Day | Mail Ballot | Early Voting |
|-----------------------------|--------|---------|--------------|-------------|--------------|
| DEM CORTEZ MASTO, CATHERINE | 10,337 | 43.63%  | 783          | 7,736       | 1,818        |
| REP LAXALT, ADAM PAUL       | 12,451 | 52.55%  | 2,415        | 5,737       | 4,299        |
| NPP LINDEMANN, BARRY        | 234    | 0.99%   | 32           | 152         | 50           |
| IAP RUBINSON, BARRY         | 189    | 0.80%   | 20           | 141         | 28           |
| LPN SCOTT, NEIL             | 175    | 0.74%   | 27           | 117         | 31           |
| NONE OF THESE CANDIDATES    | 308    | 1.30%   | 32           | 238         | 38           |
| Total Votes Cast            | 23,694 | 100.00% | 3,309        | 14,121      | 6,264        |
| Contest Totals              | 23,747 |         | 3,314        | 14,158      | 6,275        |

US REPRESENTATIVE IN CONGRESS DISTRICT 2

Vote For 1

|                       | TOTAL  | VOTE %  | Election Day | Mail Ballot | Early Voting |
|-----------------------|--------|---------|--------------|-------------|--------------|
| REP AMODEI, MARK E.   | 14,136 | 59.89%  | 2,573        | 6,936       | 4,627        |
| LPN BABER, DARRYL     | 253    | 1.07%   | 46           | 141         | 66           |
| IAP BEST, RUSSELL     | 349    | 1.48%   | 55           | 229         | 65           |
| DEM KRAUSE, ELIZABETH | 8,865  | 37.56%  | 626          | 6,744       | 1,495        |
| Total Votes Cast      | 23,603 | 100.00% | 3,300        | 14,050      | 6,253        |
| Contest Totals        | 23,747 |         | 3,314        | 14,158      | 6,275        |

GOVERNOR

Vote For 1

|                          | TOTAL  | VOTE %  | Election Day | Mail Ballot | Early Voting |
|--------------------------|--------|---------|--------------|-------------|--------------|
| IAP BRIDGES, ED          | 292    | 1.23%   | 33           | 203         | 56           |
| LPN DAVIS, BRANDON       | 402    | 1.70%   | 55           | 263         | 84           |
| REP LOMBARDO, JOE        | 12,721 | 53.75%  | 2,467        | 5,917       | 4,337        |
| DEM SISOLAK, STEVE       | 9,822  | 41.50%  | 709          | 7,396       | 1,717        |
| NONE OF THESE CANDIDATES | 428    | 1.81%   | 41           | 315         | 72           |
| Total Votes Cast         | 23,665 | 100.00% | 3,305        | 14,094      | 6,266        |
| Contest Totals           | 23,747 |         | 3,314        | 14,158      | 6,275        |

Summary Results Report  
General Election  
November 8, 2022

OFFICIAL RESULTS

CARSON CITY

LIEUTENANT GOVERNOR

Vote For 1

|                                | TOTAL  | VOTE %  | Election Day | Mail Ballot | Early Voting |
|--------------------------------|--------|---------|--------------|-------------|--------------|
| REP ANTHONY, STAVROS           | 12,784 | 54.35%  | 2,419        | 6,020       | 4,345        |
| DEM CANO BURKHEAD, ELIZABETH   | 9,364  | 39.81%  | 662          | 7,064       | 1,638        |
| NPP DELAP, JOHN "TREY"         | 227    | 0.96%   | 34           | 157         | 36           |
| IAP HOGE, WILLIAM              | 287    | 1.22%   | 42           | 191         | 54           |
| LPN TACHIQUIN, JAVI "TRUJILLO" | 313    | 1.33%   | 62           | 170         | 81           |
| NONE OF THESE CANDIDATES       | 548    | 2.33%   | 79           | 374         | 95           |
| Total Votes Cast               | 23,523 | 100.00% | 3,298        | 13,976      | 6,249        |
| Contest Totals                 | 23,747 |         | 3,314        | 14,158      | 6,275        |

SECRETARY OF STATE

Vote For 1

|                                | TOTAL  | VOTE %  | Election Day | Mail Ballot | Early Voting |
|--------------------------------|--------|---------|--------------|-------------|--------------|
| DEM AGUILAR, FRANCISCO "CISCO" | 10,451 | 44.49%  | 771          | 7,740       | 1,940        |
| LPN CRANE, ROSS                | 254    | 1.08%   | 53           | 139         | 62           |
| IAP HANSEN, JANINE             | 596    | 2.54%   | 85           | 360         | 151          |
| REP MARCHANT, JIM              | 11,778 | 50.13%  | 2,332        | 5,416       | 4,030        |
| NONE OF THESE CANDIDATES       | 414    | 1.76%   | 61           | 288         | 65           |
| Total Votes Cast               | 23,493 | 100.00% | 3,302        | 13,943      | 6,248        |
| Contest Totals                 | 23,747 |         | 3,314        | 14,158      | 6,275        |

STATE TREASURER

Vote For 1

|                           | TOTAL  | VOTE %  | Election Day | Mail Ballot | Early Voting |
|---------------------------|--------|---------|--------------|-------------|--------------|
| DEM CONINE, ZACH          | 10,079 | 42.81%  | 759          | 7,415       | 1,905        |
| LPN ELLIOTT, BRYAN        | 456    | 1.94%   | 83           | 257         | 116          |
| REP FIORE, MICHELE        | 11,917 | 50.62%  | 2,305        | 5,621       | 3,991        |
| IAP HENDRICKSON, MARGARET | 501    | 2.13%   | 66           | 319         | 116          |
| NONE OF THESE CANDIDATES  | 590    | 2.51%   | 82           | 396         | 112          |
| Total Votes Cast          | 23,543 | 100.00% | 3,295        | 14,008      | 6,240        |
| Contest Totals            | 23,747 |         | 3,314        | 14,158      | 6,275        |

STATE CONTROLLER

Vote For 1

|                          | TOTAL  | VOTE %  | Election Day | Mail Ballot | Early Voting |
|--------------------------|--------|---------|--------------|-------------|--------------|
| REP MATTHEWS, ANDY       | 13,034 | 55.50%  | 2,460        | 6,192       | 4,382        |
| LPN PROFETA, JED W.      | 410    | 1.75%   | 73           | 246         | 91           |
| DEM SPIEGEL, ELLEN       | 9,410  | 40.07%  | 668          | 7,089       | 1,653        |
| NONE OF THESE CANDIDATES | 630    | 2.68%   | 91           | 432         | 107          |
| Total Votes Cast         | 23,484 | 100.00% | 3,292        | 13,959      | 6,233        |
| Contest Totals           | 23,747 |         | 3,314        | 14,158      | 6,275        |

Summary Results Report  
 General Election  
 November 8, 2022

OFFICIAL RESULTS

CARSON CITY

ATTORNEY GENERAL

Vote For 1

|                          | TOTAL  | VOTE %  | Election Day | Mail Ballot | Early Voting |
|--------------------------|--------|---------|--------------|-------------|--------------|
| REP CHATTAH, SIGAL       | 10,335 | 43.96%  | 2,119        | 4,569       | 3,647        |
| DEM FORD, AARON D.       | 11,164 | 47.48%  | 880          | 8,172       | 2,112        |
| LPN KENNEDY, JOHN T.     | 1,007  | 4.28%   | 153          | 587         | 267          |
| NONE OF THESE CANDIDATES | 1,006  | 4.28%   | 150          | 631         | 225          |
| Total Votes Cast         | 23,512 | 100.00% | 3,302        | 13,959      | 6,251        |
| Contest Totals           | 23,747 |         | 3,314        | 14,158      | 6,275        |

STATE SENATE, DISTRICT 16

Vote For 1

|                   | TOTAL  | VOTE %  | Election Day | Mail Ballot | Early Voting |
|-------------------|--------|---------|--------------|-------------|--------------|
| REP KRASNER, LISA | 13,853 | 59.85%  | 2,568        | 6,719       | 4,566        |
| DEM SIMS, AARON   | 9,293  | 40.15%  | 698          | 6,978       | 1,617        |
| Total Votes Cast  | 23,146 | 100.00% | 3,266        | 13,697      | 6,183        |
| Contest Totals    | 23,747 |         | 3,314        | 14,158      | 6,275        |

STATE ASSEMBLY, DISTRICT 40

Vote For 1

|                          | TOTAL  | VOTE %  | Election Day | Mail Ballot | Early Voting |
|--------------------------|--------|---------|--------------|-------------|--------------|
| DEM MCDANIEL, SHANNON C. | 9,195  | 39.45%  | 681          | 6,942       | 1,572        |
| REP O'NEILL, PHILIP "PK" | 13,468 | 57.78%  | 2,483        | 6,523       | 4,462        |
| LPN TOLL, SAM            | 647    | 2.78%   | 110          | 364         | 173          |
| Total Votes Cast         | 23,310 | 100.00% | 3,274        | 13,829      | 6,207        |
| Contest Totals           | 23,747 |         | 3,314        | 14,158      | 6,275        |

JUSTICE OF THE SUPREME COURT, SEAT A

Vote For 1

|                          | TOTAL  | VOTE %  | Election Day | Mail Ballot | Early Voting |
|--------------------------|--------|---------|--------------|-------------|--------------|
| NP BELL, LINDA           | 16,599 | 76.56%  | 2,139        | 10,123      | 4,337        |
| NONE OF THESE CANDIDATES | 5,081  | 23.44%  | 978          | 2,579       | 1,524        |
| Total Votes Cast         | 21,680 | 100.00% | 3,117        | 12,702      | 5,861        |
| Contest Totals           | 23,747 |         | 3,314        | 14,158      | 6,275        |

JUSTICE OF THE SUPREME COURT, SEAT E

Vote For 1

|                          | TOTAL  | VOTE %  | Election Day | Mail Ballot | Early Voting |
|--------------------------|--------|---------|--------------|-------------|--------------|
| NP PARRAGUIRRE, RON D.   | 16,805 | 77.52%  | 2,233        | 10,009      | 4,563        |
| NONE OF THESE CANDIDATES | 4,872  | 22.48%  | 881          | 2,676       | 1,315        |
| Total Votes Cast         | 21,677 | 100.00% | 3,114        | 12,685      | 5,878        |
| Contest Totals           | 23,747 |         | 3,314        | 14,158      | 6,275        |

Summary Results Report  
 General Election  
 November 8, 2022

OFFICIAL RESULTS

CARSON CITY

COURT OF APPEALS JUDGE, DEPARTMENT 1

Vote For 1

|                          | TOTAL  | VOTE %  | Election Day | Mail Ballot | Early Voting |
|--------------------------|--------|---------|--------------|-------------|--------------|
| NP FORSBERG, RHONDA K.   | 5,400  | 24.89%  | 716          | 3,177       | 1,507        |
| NP WESTBROOK, DEBORAH    | 11,069 | 51.02%  | 1,480        | 6,578       | 3,011        |
| NONE OF THESE CANDIDATES | 5,226  | 24.09%  | 957          | 2,822       | 1,447        |
| Total Votes Cast         | 21,695 | 100.00% | 3,153        | 12,577      | 5,965        |
| Contest Totals           | 23,747 |         | 3,314        | 14,158      | 6,275        |

COURT OF APPEALS JUDGE, DEPARTMENT 2

Vote For 1

|                          | TOTAL  | VOTE %  | Election Day | Mail Ballot | Early Voting |
|--------------------------|--------|---------|--------------|-------------|--------------|
| NP GIBBONS, MICHAEL      | 16,837 | 77.99%  | 2,315        | 9,845       | 4,677        |
| NONE OF THESE CANDIDATES | 4,751  | 22.01%  | 805          | 2,706       | 1,240        |
| Total Votes Cast         | 21,588 | 100.00% | 3,120        | 12,551      | 5,917        |
| Contest Totals           | 23,747 |         | 3,314        | 14,158      | 6,275        |

COURT OF APPEALS JUDGE, DEPARTMENT 3

Vote For 1

|                          | TOTAL  | VOTE %  | Election Day | Mail Ballot | Early Voting |
|--------------------------|--------|---------|--------------|-------------|--------------|
| NP BULLA, BONNIE         | 15,818 | 73.81%  | 2,082        | 9,502       | 4,234        |
| NONE OF THESE CANDIDATES | 5,613  | 26.19%  | 1,030        | 2,957       | 1,626        |
| Total Votes Cast         | 21,431 | 100.00% | 3,112        | 12,459      | 5,860        |
| Contest Totals           | 23,747 |         | 3,314        | 14,158      | 6,275        |

SCHOOL TRUSTEE, DISTRICT 1

Vote For 1

|                          | TOTAL  | VOTE %  | Election Day | Mail Ballot | Early Voting |
|--------------------------|--------|---------|--------------|-------------|--------------|
| NP RAMIREZ, MARIA "LUPE" | 11,393 | 52.66%  | 1,182        | 7,630       | 2,581        |
| NP STINSON, JASON        | 10,242 | 47.34%  | 1,904        | 4,996       | 3,342        |
| Total Votes Cast         | 21,635 | 100.00% | 3,086        | 12,626      | 5,923        |
| Contest Totals           | 23,747 |         | 3,314        | 14,158      | 6,275        |

SCHOOL TRUSTEE, DISTRICT 6

Vote For 1

|                       | TOTAL  | VOTE %  | Election Day | Mail Ballot | Early Voting |
|-----------------------|--------|---------|--------------|-------------|--------------|
| NP COBB-ADAMS, SHANNA | 9,174  | 43.57%  | 1,519        | 4,942       | 2,713        |
| NP WALT, MOLLY        | 11,881 | 56.43%  | 1,493        | 7,311       | 3,077        |
| Total Votes Cast      | 21,055 | 100.00% | 3,012        | 12,253      | 5,790        |
| Contest Totals        | 23,747 |         | 3,314        | 14,158      | 6,275        |

CLERK-RECORDER

Vote For 1

|                            | TOTAL  | VOTE %  | Election Day | Mail Ballot | Early Voting |
|----------------------------|--------|---------|--------------|-------------|--------------|
| NP HOEN, WILLIAM "SCOTT"   | 10,902 | 50.48%  | 2,040        | 5,284       | 3,578        |
| NP WILKE-MCCULLOCH, STACIE | 10,696 | 49.52%  | 1,028        | 7,317       | 2,351        |
| Total Votes Cast           | 21,598 | 100.00% | 3,068        | 12,601      | 5,929        |
| Contest Totals             | 23,747 |         | 3,314        | 14,158      | 6,275        |

Summary Results Report  
 General Election  
 November 8, 2022

OFFICIAL RESULTS

CARSON CITY

BOARD OF SUPERVISORS, WARD 1

Vote For 1

|                   | TOTAL  | VOTE %  | Election Day | Mail Ballot | Early Voting |
|-------------------|--------|---------|--------------|-------------|--------------|
| NP BRADSHAW, WADE | 9,281  | 43.06%  | 1,707        | 4,624       | 2,950        |
| NP GIOMI, STACEY  | 12,272 | 56.94%  | 1,342        | 7,964       | 2,966        |
| Total Votes Cast  | 21,553 | 100.00% | 3,049        | 12,588      | 5,916        |
| Contest Totals    | 23,747 |         | 3,314        | 14,158      | 6,275        |

BOARD OF SUPERVISORS, WARD 3

Vote For 1

|                    | TOTAL  | VOTE %  | Election Day | Mail Ballot | Early Voting |
|--------------------|--------|---------|--------------|-------------|--------------|
| NP HORTON, CURTIS  | 12,637 | 60.03%  | 1,922        | 6,947       | 3,768        |
| NP WELLS, JAMES R. | 8,413  | 39.97%  | 1,089        | 5,278       | 2,046        |
| Total Votes Cast   | 21,050 | 100.00% | 3,011        | 12,225      | 5,814        |
| Contest Totals     | 23,747 |         | 3,314        | 14,158      | 6,275        |

QUESTION NO. 1

Vote For 1

|                  | TOTAL  | VOTE %  | Election Day | Mail Ballot | Early Voting |
|------------------|--------|---------|--------------|-------------|--------------|
| YES              | 11,668 | 50.15%  | 1,065        | 8,515       | 2,088        |
| NO               | 11,597 | 49.85%  | 2,192        | 5,282       | 4,123        |
| Total Votes Cast | 23,265 | 100.00% | 3,257        | 13,797      | 6,211        |
| Contest Totals   | 23,747 |         | 3,314        | 14,158      | 6,275        |

QUESTION NO. 2

Vote For 1

|                  | TOTAL  | VOTE %  | Election Day | Mail Ballot | Early Voting |
|------------------|--------|---------|--------------|-------------|--------------|
| YES              | 10,705 | 46.11%  | 1,043        | 7,606       | 2,056        |
| NO               | 12,512 | 53.89%  | 2,224        | 6,136       | 4,152        |
| Total Votes Cast | 23,217 | 100.00% | 3,267        | 13,742      | 6,208        |
| Contest Totals   | 23,747 |         | 3,314        | 14,158      | 6,275        |

QUESTION NO. 3

Vote For 1

|                  | TOTAL  | VOTE %  | Election Day | Mail Ballot | Early Voting |
|------------------|--------|---------|--------------|-------------|--------------|
| YES              | 11,250 | 48.32%  | 1,198        | 7,855       | 2,197        |
| NO               | 12,033 | 51.68%  | 2,084        | 5,918       | 4,031        |
| Total Votes Cast | 23,283 | 100.00% | 3,282        | 13,773      | 6,228        |
| Contest Totals   | 23,747 |         | 3,314        | 14,158      | 6,275        |

QUESTION NO. CC 1

Vote For 1

|                  | TOTAL  | VOTE %  | Election Day | Mail Ballot | Early Voting |
|------------------|--------|---------|--------------|-------------|--------------|
| YES              | 14,291 | 61.01%  | 1,375        | 9,752       | 3,164        |
| NO               | 9,132  | 38.99%  | 1,910        | 4,152       | 3,070        |
| Total Votes Cast | 23,423 | 100.00% | 3,285        | 13,904      | 6,234        |
| Contest Totals   | 23,747 |         | 3,314        | 14,158      | 6,275        |





Precinct Summary Results Report  
 General Election  
 November 8, 2022

OFFICIAL RESULTS

CARSON CITY

101

Statistics








TOTAL

|                           |        |
|---------------------------|--------|
| Registered Voters - Total | 1,183  |
| Ballots Cast - Total      | 669    |
| Voter Turnout - Total     | 56.55% |

UNITED STATES SENATE

Vote For 1






TOTAL VOTE %

|                             |     |         |   |
|-----------------------------|-----|---------|---|
| DEM CORTEZ MASTO, CATHERINE | 340 | 50.82%  |  |
| REP LAXALT, ADAM PAUL       | 300 | 44.84%  |  |
| NPP LINDEMANN, BARRY        | 2   | 0.30%   |  |
| IAP RUBINSON, BARRY         | 11  | 1.64%   |  |
| LPN SCOTT, NEIL             | 5   | 0.75%   |  |
| NONE OF THESE CANDIDATES    | 11  | 1.64%   |  |
| Total Votes Cast            | 669 | 100.00% |  |
| Contest Totals              | 669 |         |   |

US REPRESENTATIVE IN CONGRESS DISTRICT 2

Vote For 1







TOTAL VOTE %

|                       |     |         |   |
|-----------------------|-----|---------|---|
| REP AMODEI, MARK E.   | 354 | 53.31%  |   |
| LPN BABER, DARRYL     | 5   | 0.75%   |  |
| IAP BEST, RUSSELL     | 14  | 2.11%   |  |
| DEM KRAUSE, ELIZABETH | 291 | 43.83%  |  |
| Total Votes Cast      | 664 | 100.00% |  |
| Contest Totals        | 669 |         |   |

GOVERNOR

Vote For 1

TOTAL VOTE %

|                          |     |         |   |
|--------------------------|-----|---------|---|
| IAP BRIDGES, ED          | 14  | 2.10%   |  |
| LPN DAVIS, BRANDON       | 7   | 1.05%   |  |
| REP LOMBARDO, JOE        | 315 | 47.30%  |  |
| DEM SISOLAK, STEVE       | 318 | 47.75%  |  |
| NONE OF THESE CANDIDATES | 12  | 1.80%   |  |
| Total Votes Cast         | 666 | 100.00% |  |
| Contest Totals           | 669 |         |   |

Precinct Summary Results Report  
 General Election  
 November 8, 2022








OFFICIAL RESULTS

CARSON CITY

101







LIEUTENANT GOVERNOR

Vote For 1

|                                | TOTAL | VOTE %  |   |
|--------------------------------|-------|---------|---|
| REP ANTHONY, STAVROS           | 315   | 47.37%  |  |
| DEM CANO BURKHEAD, ELIZABETH   | 306   | 46.02%  |  |
| NPP DELAP, JOHN "TREY"         | 3     | 0.45%   |  |
| IAP HOGE, WILLIAM              | 15    | 2.26%   |  |
| LPN TACHIQUIN, JAVI "TRUJILLO" | 8     | 1.20%   |  |
| NONE OF THESE CANDIDATES       | 18    | 2.71%   |  |
| Total Votes Cast               | 665   | 100.00% |  |
| Contest Totals                 | 669   |         |   |







SECRETARY OF STATE

Vote For 1

|                                | TOTAL | VOTE %  |  |
|--------------------------------|-------|---------|--|
| DEM AGUILAR, FRANCISCO "CISCO" | 328   | 49.70%  |   |
| LPN CRANE, ROSS                | 9     | 1.36%   |   |
| IAP HANSEN, JANINE             | 18    | 2.73%   |   |
| REP MARCHANT, JIM              | 292   | 44.24%  |   |
| NONE OF THESE CANDIDATES       | 13    | 1.97%   |   |
| Total Votes Cast               | 660   | 100.00% |  |
| Contest Totals                 | 669   |         |  |






STATE TREASURER

Vote For 1

|                           | TOTAL | VOTE %  |   |
|---------------------------|-------|---------|---|
| DEM CONINE, ZACH          | 324   | 48.87%  |  |
| LPN ELLIOTT, BRYAN        | 12    | 1.81%   |  |
| REP FIORE, MICHELE        | 293   | 44.19%  |  |
| IAP HENDRICKSON, MARGARET | 18    | 2.71%   |  |
| NONE OF THESE CANDIDATES  | 16    | 2.41%   |  |
| Total Votes Cast          | 663   | 100.00% |  |
| Contest Totals            | 669   |         |   |

STATE CONTROLLER

Vote For 1

|                          | TOTAL | VOTE %  |   |
|--------------------------|-------|---------|---|
| REP MATTHEWS, ANDY       | 324   | 49.02%  |  |
| LPN PROFETA, JED W.      | 15    | 2.27%   |  |
| DEM SPIEGEL, ELLEN       | 304   | 45.99%  |  |
| NONE OF THESE CANDIDATES | 18    | 2.72%   |  |
| Total Votes Cast         | 661   | 100.00% |  |
| Contest Totals           | 669   |         |   |

Precinct Summary Results Report  
 General Election  
 November 8, 2022






OFFICIAL RESULTS

CARSON CITY

101

ATTORNEY GENERAL

Vote For 1

|                          | TOTAL | VOTE %  |   |
|--------------------------|-------|---------|---|
| REP CHATTAH, SIGAL       | 263   | 39.67%  |  |
| DEM FORD, AARON D.       | 348   | 52.49%  |  |
| LPN KENNEDY, JOHN T.     | 23    | 3.47%   |  |
| NONE OF THESE CANDIDATES | 29    | 4.37%   |  |
| Total Votes Cast         | 663   | 100.00% |  |
| Contest Totals           | 669   |         |   |





STATE SENATE, DISTRICT 16

Vote For 1

|                   | TOTAL | VOTE %  |   |
|-------------------|-------|---------|---|
| REP KRASNER, LISA | 340   | 52.47%  |  |
| DEM SIMS, AARON   | 308   | 47.53%  |  |
| Total Votes Cast  | 648   | 100.00% |  |
| Contest Totals    | 669   |         |   |




STATE ASSEMBLY, DISTRICT 40

Vote For 1

|                          | TOTAL | VOTE %  |   |
|--------------------------|-------|---------|---|
| DEM MCDANIEL, SHANNON C. | 310   | 47.40%  |  |
| REP O'NEILL, PHILIP "PK" | 328   | 50.15%  |  |
| LPN TOLL, SAM            | 16    | 2.45%   |  |
| Total Votes Cast         | 654   | 100.00% |  |
| Contest Totals           | 669   |         |   |




JUSTICE OF THE SUPREME COURT, SEAT A

Vote For 1

|                          | TOTAL | VOTE %  |   |
|--------------------------|-------|---------|---|
| NP BELL, LINDA           | 449   | 74.71%  |  |
| NONE OF THESE CANDIDATES | 152   | 25.29%  |  |
| Total Votes Cast         | 601   | 100.00% |  |
| Contest Totals           | 669   |         |   |

JUSTICE OF THE SUPREME COURT, SEAT E

Vote For 1

|                          | TOTAL | VOTE %  |   |
|--------------------------|-------|---------|---|
| NP PARRAGUIRRE, RON D.   | 456   | 75.50%  |  |
| NONE OF THESE CANDIDATES | 148   | 24.50%  |  |
| Total Votes Cast         | 604   | 100.00% |  |
| Contest Totals           | 669   |         |   |

Precinct Summary Results Report  
 General Election  
 November 8, 2022

OFFICIAL RESULTS

CARSON CITY

101

COURT OF APPEALS JUDGE, DEPARTMENT 1

Vote For 1

|                          | TOTAL | VOTE %  |  |
|--------------------------|-------|---------|--|
| NP FORSBERG, RHONDA K.   | 156   | 25.37%  |  |
| NP WESTBROOK, DEBORAH    | 306   | 49.76%  |  |
| NONE OF THESE CANDIDATES | 153   | 24.88%  |  |
| Total Votes Cast         | 615   | 100.00% |  |
| Contest Totals           | 669   |         |  |

COURT OF APPEALS JUDGE, DEPARTMENT 2

Vote For 1

|                          | TOTAL | VOTE %  |  |
|--------------------------|-------|---------|--|
| NP GIBBONS, MICHAEL      | 452   | 75.71%  |  |
| NONE OF THESE CANDIDATES | 145   | 24.29%  |  |
| Total Votes Cast         | 597   | 100.00% |  |
| Contest Totals           | 669   |         |  |

COURT OF APPEALS JUDGE, DEPARTMENT 3

Vote For 1

|                          | TOTAL | VOTE %  |  |
|--------------------------|-------|---------|--|
| NP BULLA, BONNIE         | 419   | 71.50%  |  |
| NONE OF THESE CANDIDATES | 167   | 28.50%  |  |
| Total Votes Cast         | 586   | 100.00% |  |
| Contest Totals           | 669   |         |  |

SCHOOL TRUSTEE, DISTRICT 1

Vote For 1

|                          | TOTAL | VOTE %  |  |
|--------------------------|-------|---------|--|
| NP RAMIREZ, MARIA "LUPE" | 334   | 55.02%  |  |
| NP STINSON, JASON        | 273   | 44.98%  |  |
| Total Votes Cast         | 607   | 100.00% |  |
| Contest Totals           | 669   |         |  |

SCHOOL TRUSTEE, DISTRICT 6




Vote For 1

|                       | TOTAL | VOTE %  |  |
|-----------------------|-------|---------|--|
| NP COBB-ADAMS, SHANNA | 266   | 45.78%  |  |
| NP WALT, MOLLY        | 315   | 54.22%  |  |
| Total Votes Cast      | 581   | 100.00% |  |
| Contest Totals        | 669   |         |  |

101

CLERK-RECORDER

Vote For 1

|                            | TOTAL | VOTE %  |   |
|----------------------------|-------|---------|---|
| NP HOEN, WILLIAM "SCOTT"   | 273   | 45.35%  |  |
| NP WILKE-MCCULLOCH, STACIE | 329   | 54.65%  |  |
| Total Votes Cast           | 602   | 100.00% |  |
| Contest Totals             | 669   |         |   |


BOARD OF SUPERVISORS, WARD 1

Vote For 1

|                   | TOTAL | VOTE %  |   |
|-------------------|-------|---------|---|
| NP BRADSHAW, WADE | 257   | 42.41%  |  |
| NP GIOMI, STACEY  | 349   | 57.59%  |  |
| Total Votes Cast  | 606   | 100.00% |  |
| Contest Totals    | 669   |         |   |




BOARD OF SUPERVISORS, WARD 3

Vote For 1

|                    | TOTAL | VOTE %  |   |
|--------------------|-------|---------|---|
| NP HORTON, CURTIS  | 342   | 57.77%  |    |
| NP WELLS, JAMES R. | 250   | 42.23%  |   |
| Total Votes Cast   | 592   | 100.00% |  |
| Contest Totals     | 669   |         |   |

QUESTION NO. 1

Vote For 1

|                  | TOTAL | VOTE %  |   |
|------------------|-------|---------|---|
| YES              | 367   | 56.29%  |  |
| NO               | 285   | 43.71%  |  |
| Total Votes Cast | 652   | 100.00% |  |
| Contest Totals   | 669   |         |   |




QUESTION NO. 2

Vote For 1

|                  | TOTAL | VOTE %  |   |
|------------------|-------|---------|---|
| YES              | 338   | 51.92%  |  |
| NO               | 313   | 48.08%  |  |
| Total Votes Cast | 651   | 100.00% |  |
| Contest Totals   | 669   |         |   |

QUESTION NO. 3

Vote For 1

|                  | TOTAL | VOTE %  |   |
|------------------|-------|---------|---|
| YES              | 354   | 53.96%  |  |
| NO               | 302   | 46.04%  |  |
| Total Votes Cast | 656   | 100.00% |  |
| Contest Totals   | 669   |         |   |

101

---

QUESTION NO. CC 1

Vote For 1

|                  | TOTAL | VOTE %  |   |
|------------------|-------|---------|---|
| YES              | 410   | 62.31%  |  |
| NO               | 248   | 37.69%  |  |
| Total Votes Cast | 658   | 100.00% |  |
| Contest Totals   | 669   |         |   |

Precinct Summary Results Report  
 General Election  
 November 8, 2022

OFFICIAL RESULTS

CARSON CITY

103

Statistics








TOTAL

|                           |        |
|---------------------------|--------|
| Registered Voters - Total | 1,174  |
| Ballots Cast - Total      | 985    |
| Voter Turnout - Total     | 83.90% |

UNITED STATES SENATE

Vote For 1






TOTAL VOTE %

|                             |     |         |   |
|-----------------------------|-----|---------|---|
| DEM CORTEZ MASTO, CATHERINE | 487 | 49.54%  |  |
| REP LAXALT, ADAM PAUL       | 472 | 48.02%  |  |
| NPP LINDEMANN, BARRY        | 4   | 0.41%   |  |
| IAP RUBINSON, BARRY         | 6   | 0.61%   |  |
| LPN SCOTT, NEIL             | 8   | 0.81%   |  |
| NONE OF THESE CANDIDATES    | 6   | 0.61%   |  |
| Total Votes Cast            | 983 | 100.00% |  |
| Contest Totals              | 985 |         |   |

US REPRESENTATIVE IN CONGRESS DISTRICT 2

Vote For 1







TOTAL VOTE %

|                       |     |         |   |
|-----------------------|-----|---------|---|
| REP AMODEI, MARK E.   | 552 | 56.27%  |   |
| LPN BABER, DARRYL     | 9   | 0.92%   |  |
| IAP BEST, RUSSELL     | 10  | 1.02%   |  |
| DEM KRAUSE, ELIZABETH | 410 | 41.79%  |  |
| Total Votes Cast      | 981 | 100.00% |  |
| Contest Totals        | 985 |         |   |

GOVERNOR

Vote For 1

TOTAL VOTE %








|                          |     |         |   |
|--------------------------|-----|---------|---|
| IAP BRIDGES, ED          | 6   | 0.61%   |  |
| LPN DAVIS, BRANDON       | 16  | 1.63%   |  |
| REP LOMBARDO, JOE        | 495 | 50.41%  |  |
| DEM SISOLAK, STEVE       | 452 | 46.03%  |  |
| NONE OF THESE CANDIDATES | 13  | 1.32%   |  |
| Total Votes Cast         | 982 | 100.00% |  |
| Contest Totals           | 985 |         |   |



103







LIEUTENANT GOVERNOR

Vote For 1

|                                | TOTAL | VOTE %  |   |
|--------------------------------|-------|---------|---|
| REP ANTHONY, STAVROS           | 488   | 50.05%  |  |
| DEM CANO BURKHEAD, ELIZABETH   | 447   | 45.85%  |  |
| NPP DELAP, JOHN "TREY"         | 7     | 0.72%   |  |
| IAP HOGE, WILLIAM              | 8     | 0.82%   |  |
| LPN TACHIQUIN, JAVI "TRUJILLO" | 8     | 0.82%   |  |
| NONE OF THESE CANDIDATES       | 17    | 1.74%   |  |
| Total Votes Cast               | 975   | 100.00% |  |
| Contest Totals                 | 985   |         |   |







SECRETARY OF STATE

Vote For 1

|                                | TOTAL | VOTE %  |   |
|--------------------------------|-------|---------|---|
| DEM AGUILAR, FRANCISCO "CISCO" | 488   | 50.15%  |  |
| LPN CRANE, ROSS                | 10    | 1.03%   |  |
| IAP HANSEN, JANINE             | 20    | 2.06%   |  |
| REP MARCHANT, JIM              | 441   | 45.32%  |  |
| NONE OF THESE CANDIDATES       | 14    | 1.44%   |  |
| Total Votes Cast               | 973   | 100.00% |  |
| Contest Totals                 | 985   |         |   |






STATE TREASURER

Vote For 1

|                           | TOTAL | VOTE %  |   |
|---------------------------|-------|---------|---|
| DEM CONINE, ZACH          | 490   | 50.20%  |  |
| LPN ELLIOTT, BRYAN        | 14    | 1.43%   |  |
| REP FIORE, MICHELE        | 447   | 45.80%  |  |
| IAP HENDRICKSON, MARGARET | 11    | 1.13%   |  |
| NONE OF THESE CANDIDATES  | 14    | 1.43%   |  |
| Total Votes Cast          | 976   | 100.00% |  |
| Contest Totals            | 985   |         |   |

STATE CONTROLLER

Vote For 1

|                          | TOTAL | VOTE %  |   |
|--------------------------|-------|---------|---|
| REP MATTHEWS, ANDY       | 476   | 49.02%  |  |
| LPN PROFETA, JED W.      | 19    | 1.96%   |  |
| DEM SPIEGEL, ELLEN       | 448   | 46.14%  |  |
| NONE OF THESE CANDIDATES | 28    | 2.88%   |  |
| Total Votes Cast         | 971   | 100.00% |  |
| Contest Totals           | 985   |         |   |

Precinct Summary Results Report  
 General Election  
 November 8, 2022

OFFICIAL RESULTS

CARSON CITY

103

ATTORNEY GENERAL

Vote For 1

|                          | TOTAL | VOTE %  |  |
|--------------------------|-------|---------|--|
| REP CHATTAH, SIGAL       | 402   | 41.02%  |  |
| DEM FORD, AARON D.       | 515   | 52.55%  |  |
| LPN KENNEDY, JOHN T.     | 28    | 2.86%   |  |
| NONE OF THESE CANDIDATES | 35    | 3.57%   |  |
| Total Votes Cast         | 980   | 100.00% |  |
| Contest Totals           | 985   |         |  |

STATE SENATE, DISTRICT 16

Vote For 1

|                   | TOTAL | VOTE %  |  |
|-------------------|-------|---------|--|
| REP KRASNER, LISA | 521   | 54.44%  |  |
| DEM SIMS, AARON   | 436   | 45.56%  |  |
| Total Votes Cast  | 957   | 100.00% |  |
| Contest Totals    | 985   |         |  |

STATE ASSEMBLY, DISTRICT 40

Vote For 1

|                          | TOTAL | VOTE %  |  |
|--------------------------|-------|---------|--|
| DEM MCDANIEL, SHANNON C. | 431   | 44.62%  |  |
| REP O'NEILL, PHILIP "PK" | 511   | 52.90%  |  |
| LPN TOLL, SAM            | 24    | 2.48%   |  |
| Total Votes Cast         | 966   | 100.00% |  |
| Contest Totals           | 985   |         |  |

JUSTICE OF THE SUPREME COURT, SEAT A

Vote For 1

|                          | TOTAL | VOTE %  |  |
|--------------------------|-------|---------|--|
| NP BELL, LINDA           | 717   | 79.93%  |  |
| NONE OF THESE CANDIDATES | 180   | 20.07%  |  |
| Total Votes Cast         | 897   | 100.00% |  |
| Contest Totals           | 985   |         |  |

JUSTICE OF THE SUPREME COURT, SEAT E

Vote For 1

|                          | TOTAL | VOTE %  |  |
|--------------------------|-------|---------|--|
| NP PARRAGUIRRE, RON D.   | 730   | 81.20%  |  |
| NONE OF THESE CANDIDATES | 169   | 18.80%  |  |
| Total Votes Cast         | 899   | 100.00% |  |
| Contest Totals           | 985   |         |  |

103

COURT OF APPEALS JUDGE, DEPARTMENT 1

Vote For 1

|                          | TOTAL | VOTE %  |  |
|--------------------------|-------|---------|--|
| NP FORSBERG, RHONDA K.   | 224   | 24.89%  |  |
| NP WESTBROOK, DEBORAH    | 491   | 54.56%  |  |
| NONE OF THESE CANDIDATES | 185   | 20.56%  |  |
| Total Votes Cast         | 900   | 100.00% |  |
| Contest Totals           | 985   |         |  |

COURT OF APPEALS JUDGE, DEPARTMENT 2

Vote For 1

|                          | TOTAL | VOTE %  |  |
|--------------------------|-------|---------|--|
| NP GIBBONS, MICHAEL      | 721   | 81.65%  |  |
| NONE OF THESE CANDIDATES | 162   | 18.35%  |  |
| Total Votes Cast         | 883   | 100.00% |  |
| Contest Totals           | 985   |         |  |

COURT OF APPEALS JUDGE, DEPARTMENT 3

Vote For 1

|                          | TOTAL | VOTE %  |  |
|--------------------------|-------|---------|--|
| NP BULLA, BONNIE         | 685   | 77.84%  |  |
| NONE OF THESE CANDIDATES | 195   | 22.16%  |  |
| Total Votes Cast         | 880   | 100.00% |  |
| Contest Totals           | 985   |         |  |

SCHOOL TRUSTEE, DISTRICT 1

Vote For 1

|                          | TOTAL | VOTE %  |  |
|--------------------------|-------|---------|--|
| NP RAMIREZ, MARIA "LUPE" | 546   | 58.84%  |  |
| NP STINSON, JASON        | 382   | 41.16%  |  |
| Total Votes Cast         | 928   | 100.00% |  |
| Contest Totals           | 985   |         |  |

SCHOOL TRUSTEE, DISTRICT 6




Vote For 1

|                       | TOTAL | VOTE %  |  |
|-----------------------|-------|---------|--|
| NP COBB-ADAMS, SHANNA | 353   | 39.31%  |  |
| NP WALT, MOLLY        | 545   | 60.69%  |  |
| Total Votes Cast      | 898   | 100.00% |  |
| Contest Totals        | 985   |         |  |

103




CLERK-RECORDER

Vote For 1

|                            | TOTAL | VOTE %  |   |
|----------------------------|-------|---------|---|
| NP HOEN, WILLIAM "SCOTT"   | 418   | 45.53%  |  |
| NP WILKE-MCCULLOCH, STACIE | 500   | 54.47%  |  |
| Total Votes Cast           | 918   | 100.00% |  |
| Contest Totals             | 985   |         |   |

BOARD OF SUPERVISORS, WARD 1

Vote For 1

|                   | TOTAL | VOTE %  |   |
|-------------------|-------|---------|---|
| NP BRADSHAW, WADE | 359   | 38.98%  |  |
| NP GIOMI, STACEY  | 562   | 61.02%  |  |
| Total Votes Cast  | 921   | 100.00% |  |
| Contest Totals    | 985   |         |   |

BOARD OF SUPERVISORS, WARD 3

Vote For 1

|                    | TOTAL | VOTE %  |   |
|--------------------|-------|---------|---|
| NP HORTON, CURTIS  | 563   | 62.83%  |    |
| NP WELLS, JAMES R. | 333   | 37.17%  |   |
| Total Votes Cast   | 896   | 100.00% |  |
| Contest Totals     | 985   |         |   |

QUESTION NO. 1

Vote For 1

|                  | TOTAL | VOTE %  |   |
|------------------|-------|---------|---|
| YES              | 483   | 49.85%  |  |
| NO               | 486   | 50.15%  |  |
| Total Votes Cast | 969   | 100.00% |  |
| Contest Totals   | 985   |         |   |

QUESTION NO. 2

Vote For 1

|                  | TOTAL | VOTE %  |   |
|------------------|-------|---------|---|
| YES              | 406   | 41.77%  |  |
| NO               | 566   | 58.23%  |  |
| Total Votes Cast | 972   | 100.00% |  |
| Contest Totals   | 985   |         |   |

QUESTION NO. 3

Vote For 1




|                  | TOTAL | VOTE %  |   |
|------------------|-------|---------|---|
| YES              | 431   | 44.52%  |  |
| NO               | 537   | 55.48%  |  |
| Total Votes Cast | 968   | 100.00% |  |
| Contest Totals   | 985   |         |   |

103

---

QUESTION NO. CC 1

Vote For 1








|                  | TOTAL | VOTE %  |   |
|------------------|-------|---------|---|
| YES              | 643   | 66.22%  |  |
| NO               | 328   | 33.78%  |  |
| Total Votes Cast | 971   | 100.00% |  |
| Contest Totals   | 985   |         |   |

105

| Statistics                | TOTAL  |
|---------------------------|--------|
| Registered Voters - Total | 1,134  |
| Ballots Cast - Total      | 943    |
| Voter Turnout - Total     | 83.16% |






UNITED STATES SENATE

Vote For 1

|                             | TOTAL | VOTE %  |   |
|-----------------------------|-------|---------|---|
| DEM CORTEZ MASTO, CATHERINE | 404   | 42.93%  |  |
| REP LAXALT, ADAM PAUL       | 523   | 55.58%  |  |
| NPP LINDEMANN, BARRY        | 4     | 0.43%   |  |
| IAP RUBINSON, BARRY         | 0     | 0.00%   |  |
| LPN SCOTT, NEIL             | 4     | 0.43%   |  |
| NONE OF THESE CANDIDATES    | 6     | 0.64%   |  |
| Total Votes Cast            | 941   | 100.00% |  |
| Contest Totals              | 943   |         |   |







US REPRESENTATIVE IN CONGRESS DISTRICT 2

Vote For 1

|                       | TOTAL | VOTE %  |   |
|-----------------------|-------|---------|---|
| REP AMODEI, MARK E.   | 598   | 63.89%  |    |
| LPN BABER, DARRYL     | 0     | 0.00%   |  |
| IAP BEST, RUSSELL     | 5     | 0.53%   |  |
| DEM KRAUSE, ELIZABETH | 333   | 35.58%  |  |
| Total Votes Cast      | 936   | 100.00% |  |
| Contest Totals        | 943   |         |   |

GOVERNOR

Vote For 1

|                          | TOTAL | VOTE %  |   |
|--------------------------|-------|---------|---|
| IAP BRIDGES, ED          | 5     | 0.53%   |  |
| LPN DAVIS, BRANDON       | 6     | 0.64%   |  |
| REP LOMBARDO, JOE        | 546   | 58.09%  |  |
| DEM SISOLAK, STEVE       | 381   | 40.53%  |  |
| NONE OF THESE CANDIDATES | 2     | 0.21%   |  |
| Total Votes Cast         | 940   | 100.00% |  |
| Contest Totals           | 943   |         |   |

Precinct Summary Results Report  
 General Election  
 November 8, 2022








OFFICIAL RESULTS

CARSON CITY

105







LIEUTENANT GOVERNOR

Vote For 1

|                                | TOTAL | VOTE %  |   |
|--------------------------------|-------|---------|---|
| REP ANTHONY, STAVROS           | 546   | 58.40%  |  |
| DEM CANO BURKHEAD, ELIZABETH   | 361   | 38.61%  |  |
| NPP DELAP, JOHN "TREY"         | 4     | 0.43%   |  |
| IAP HOGE, WILLIAM              | 3     | 0.32%   |  |
| LPN TACHIQUIN, JAVI "TRUJILLO" | 5     | 0.53%   |  |
| NONE OF THESE CANDIDATES       | 16    | 1.71%   |  |
| Total Votes Cast               | 935   | 100.00% |  |
| Contest Totals                 | 943   |         |   |







SECRETARY OF STATE

Vote For 1

|                                | TOTAL | VOTE %  |   |
|--------------------------------|-------|---------|---|
| DEM AGUILAR, FRANCISCO "CISCO" | 406   | 43.61%  |  |
| LPN CRANE, ROSS                | 2     | 0.21%   |  |
| IAP HANSEN, JANINE             | 18    | 1.93%   |  |
| REP MARCHANT, JIM              | 487   | 52.31%  |  |
| NONE OF THESE CANDIDATES       | 18    | 1.93%   |  |
| Total Votes Cast               | 931   | 100.00% |  |
| Contest Totals                 | 943   |         |   |






STATE TREASURER

Vote For 1

|                           | TOTAL | VOTE %  |   |
|---------------------------|-------|---------|---|
| DEM CONINE, ZACH          | 407   | 43.58%  |  |
| LPN ELLIOTT, BRYAN        | 13    | 1.39%   |  |
| REP FIORE, MICHELE        | 481   | 51.50%  |  |
| IAP HENDRICKSON, MARGARET | 12    | 1.28%   |  |
| NONE OF THESE CANDIDATES  | 21    | 2.25%   |  |
| Total Votes Cast          | 934   | 100.00% |  |
| Contest Totals            | 943   |         |   |

STATE CONTROLLER

Vote For 1

|                          | TOTAL | VOTE %  |   |
|--------------------------|-------|---------|---|
| REP MATTHEWS, ANDY       | 554   | 59.44%  |  |
| LPN PROFETA, JED W.      | 7     | 0.75%   |  |
| DEM SPIEGEL, ELLEN       | 354   | 37.98%  |  |
| NONE OF THESE CANDIDATES | 17    | 1.82%   |  |
| Total Votes Cast         | 932   | 100.00% |  |
| Contest Totals           | 943   |         |   |

Precinct Summary Results Report  
 General Election  
 November 8, 2022






OFFICIAL RESULTS

CARSON CITY

105

ATTORNEY GENERAL

Vote For 1

|                          | TOTAL | VOTE %  |   |
|--------------------------|-------|---------|---|
| REP CHATTAH, SIGAL       | 442   | 47.22%  |  |
| DEM FORD, AARON D.       | 431   | 46.05%  |  |
| LPN KENNEDY, JOHN T.     | 30    | 3.21%   |  |
| NONE OF THESE CANDIDATES | 33    | 3.53%   |  |
| Total Votes Cast         | 936   | 100.00% |  |
| Contest Totals           | 943   |         |   |





STATE SENATE, DISTRICT 16

Vote For 1

|                   | TOTAL | VOTE %  |   |
|-------------------|-------|---------|---|
| REP KRASNER, LISA | 575   | 62.77%  |  |
| DEM SIMS, AARON   | 341   | 37.23%  |  |
| Total Votes Cast  | 916   | 100.00% |  |
| Contest Totals    | 943   |         |   |




STATE ASSEMBLY, DISTRICT 40

Vote For 1

|                          | TOTAL | VOTE %  |   |
|--------------------------|-------|---------|---|
| DEM MCDANIEL, SHANNON C. | 331   | 35.82%  |  |
| REP O'NEILL, PHILIP "PK" | 574   | 62.12%  |  |
| LPN TOLL, SAM            | 19    | 2.06%   |  |
| Total Votes Cast         | 924   | 100.00% |  |
| Contest Totals           | 943   |         |   |




JUSTICE OF THE SUPREME COURT, SEAT A

Vote For 1

|                          | TOTAL | VOTE %  |   |
|--------------------------|-------|---------|---|
| NP BELL, LINDA           | 672   | 81.26%  |  |
| NONE OF THESE CANDIDATES | 155   | 18.74%  |  |
| Total Votes Cast         | 827   | 100.00% |  |
| Contest Totals           | 943   |         |   |

JUSTICE OF THE SUPREME COURT, SEAT E

Vote For 1

|                          | TOTAL | VOTE %  |   |
|--------------------------|-------|---------|---|
| NP PARRAGUIRRE, RON D.   | 698   | 84.10%  |  |
| NONE OF THESE CANDIDATES | 132   | 15.90%  |  |
| Total Votes Cast         | 830   | 100.00% |  |
| Contest Totals           | 943   |         |   |



Precinct Summary Results Report  
 General Election  
 November 8, 2022

OFFICIAL RESULTS

CARSON CITY

105

COURT OF APPEALS JUDGE, DEPARTMENT 1

Vote For 1

|                          | TOTAL | VOTE %  |  |
|--------------------------|-------|---------|--|
| NP FORSBERG, RHONDA K.   | 190   | 22.78%  |  |
| NP WESTBROOK, DEBORAH    | 472   | 56.59%  |  |
| NONE OF THESE CANDIDATES | 172   | 20.62%  |  |
| Total Votes Cast         | 834   | 100.00% |  |
| Contest Totals           | 943   |         |  |

COURT OF APPEALS JUDGE, DEPARTMENT 2

Vote For 1

|                          | TOTAL | VOTE %  |  |
|--------------------------|-------|---------|--|
| NP GIBBONS, MICHAEL      | 700   | 84.64%  |  |
| NONE OF THESE CANDIDATES | 127   | 15.36%  |  |
| Total Votes Cast         | 827   | 100.00% |  |
| Contest Totals           | 943   |         |  |

COURT OF APPEALS JUDGE, DEPARTMENT 3

Vote For 1

|                          | TOTAL | VOTE %  |  |
|--------------------------|-------|---------|--|
| NP BULLA, BONNIE         | 649   | 79.44%  |  |
| NONE OF THESE CANDIDATES | 168   | 20.56%  |  |
| Total Votes Cast         | 817   | 100.00% |  |
| Contest Totals           | 943   |         |  |

SCHOOL TRUSTEE, DISTRICT 1

Vote For 1

|                          | TOTAL | VOTE %  |  |
|--------------------------|-------|---------|--|
| NP RAMIREZ, MARIA "LUPE" | 467   | 54.75%  |  |
| NP STINSON, JASON        | 386   | 45.25%  |  |
| Total Votes Cast         | 853   | 100.00% |  |
| Contest Totals           | 943   |         |  |

SCHOOL TRUSTEE, DISTRICT 6

Vote For 1

|                       | TOTAL | VOTE %  |  |
|-----------------------|-------|---------|--|
| NP COBB-ADAMS, SHANNA | 339   | 40.60%  |  |
| NP WALT, MOLLY        | 496   | 59.40%  |  |
| Total Votes Cast      | 835   | 100.00% |  |
| Contest Totals        | 943   |         |  |

Precinct Summary Results Report  
 General Election  
 November 8, 2022




OFFICIAL RESULTS

CARSON CITY

105

CLERK-RECORDER

Vote For 1

|                            | TOTAL | VOTE %  |   |
|----------------------------|-------|---------|---|
| NP HOEN, WILLIAM "SCOTT"   | 455   | 52.60%  |  |
| NP WILKE-MCCULLOCH, STACIE | 410   | 47.40%  |  |
| Total Votes Cast           | 865   | 100.00% |  |
| Contest Totals             | 943   |         |   |



BOARD OF SUPERVISORS, WARD 1

Vote For 1

|                   | TOTAL | VOTE %  |   |
|-------------------|-------|---------|---|
| NP BRADSHAW, WADE | 351   | 40.44%  |  |
| NP GIOMI, STACEY  | 517   | 59.56%  |  |
| Total Votes Cast  | 868   | 100.00% |  |
| Contest Totals    | 943   |         |   |



BOARD OF SUPERVISORS, WARD 3

Vote For 1

|                    | TOTAL | VOTE %  |   |
|--------------------|-------|---------|---|
| NP HORTON, CURTIS  | 537   | 65.17%  |    |
| NP WELLS, JAMES R. | 287   | 34.83%  |   |
| Total Votes Cast   | 824   | 100.00% |  |
| Contest Totals     | 943   |         |   |

QUESTION NO. 1

Vote For 1

|                  | TOTAL | VOTE %  |   |
|------------------|-------|---------|---|
| YES              | 398   | 42.98%  |  |
| NO               | 528   | 57.02%  |  |
| Total Votes Cast | 926   | 100.00% |  |
| Contest Totals   | 943   |         |   |

QUESTION NO. 2

Vote For 1

|                  | TOTAL | VOTE %  |   |
|------------------|-------|---------|---|
| YES              | 313   | 33.76%  |  |
| NO               | 614   | 66.24%  |  |
| Total Votes Cast | 927   | 100.00% |  |
| Contest Totals   | 943   |         |   |

QUESTION NO. 3

Vote For 1




|                  | TOTAL | VOTE %  |   |
|------------------|-------|---------|---|
| YES              | 327   | 35.31%  |  |
| NO               | 599   | 64.69%  |  |
| Total Votes Cast | 926   | 100.00% |  |
| Contest Totals   | 943   |         |   |

105

---

QUESTION NO. CC 1

Vote For 1

|                  | TOTAL | VOTE %  |   |
|------------------|-------|---------|---|
| YES              | 608   | 65.03%  |  |
| NO               | 327   | 34.97%  |  |
| Total Votes Cast | 935   | 100.00% |  |
| Contest Totals   | 943   |         |   |

Precinct Summary Results Report  
 General Election  
 November 8, 2022

OFFICIAL RESULTS








CARSON CITY

107

| Statistics                | TOTAL  |
|---------------------------|--------|
| Registered Voters - Total | 1,475  |
| Ballots Cast - Total      | 1,173  |
| Voter Turnout - Total     | 79.53% |






UNITED STATES SENATE

Vote For 1

|                             | TOTAL | VOTE %  |   |
|-----------------------------|-------|---------|---|
| DEM CORTEZ MASTO, CATHERINE | 482   | 41.13%  |  |
| REP LAXALT, ADAM PAUL       | 656   | 55.97%  |  |
| NPP LINDEMANN, BARRY        | 3     | 0.26%   |  |
| IAP RUBINSON, BARRY         | 7     | 0.60%   |  |
| LPN SCOTT, NEIL             | 5     | 0.43%   |  |
| NONE OF THESE CANDIDATES    | 19    | 1.62%   |  |
| Total Votes Cast            | 1,172 | 100.00% |  |
| Contest Totals              | 1,173 |         |   |







US REPRESENTATIVE IN CONGRESS DISTRICT 2

Vote For 1

|                       | TOTAL | VOTE %  |   |
|-----------------------|-------|---------|---|
| REP AMODEI, MARK E.   | 762   | 65.52%  |   |
| LPN BABER, DARRYL     | 8     | 0.69%   |  |
| IAP BEST, RUSSELL     | 11    | 0.95%   |  |
| DEM KRAUSE, ELIZABETH | 382   | 32.85%  |  |
| Total Votes Cast      | 1,163 | 100.00% |  |
| Contest Totals        | 1,173 |         |   |

GOVERNOR

Vote For 1

|                          | TOTAL | VOTE %  |   |
|--------------------------|-------|---------|---|
| IAP BRIDGES, ED          | 8     | 0.68%   |  |
| LPN DAVIS, BRANDON       | 16    | 1.37%   |  |
| REP LOMBARDO, JOE        | 663   | 56.72%  |  |
| DEM SISOLAK, STEVE       | 462   | 39.52%  |  |
| NONE OF THESE CANDIDATES | 20    | 1.71%   |  |
| Total Votes Cast         | 1,169 | 100.00% |  |
| Contest Totals           | 1,173 |         |   |

Precinct Summary Results Report  
 General Election  
 November 8, 2022

OFFICIAL RESULTS

CARSON CITY

107

LIEUTENANT GOVERNOR

Vote For 1

|                               | TOTAL | VOTE %  |  |
|-------------------------------|-------|---------|--|
| REP ANTHONY, STAVROS          | 670   | 57.56%  |  |
| DEM CANO BURKHEAD, ELIZABETH  | 442   | 37.97%  |  |
| NPP DELAP, JOHN "TREY"        | 10    | 0.86%   |  |
| IAP HOGE, WILLIAM             | 11    | 0.94%   |  |
| LPN TACHQUIN, JAVI "TRUJILLO" | 11    | 0.94%   |  |
| NONE OF THESE CANDIDATES      | 20    | 1.72%   |  |
| Total Votes Cast              | 1,164 | 100.00% |  |
| Contest Totals                | 1,173 |         |  |

SECRETARY OF STATE

Vote For 1

|                                | TOTAL | VOTE %  |  |
|--------------------------------|-------|---------|--|
| DEM AGUILAR, FRANCISCO "CISCO" | 519   | 44.59%  |  |
| LPN CRANE, ROSS                | 9     | 0.77%   |  |
| IAP HANSEN, JANINE             | 15    | 1.29%   |  |
| REP MARCHANT, JIM              | 600   | 51.55%  |  |
| NONE OF THESE CANDIDATES       | 21    | 1.80%   |  |
| Total Votes Cast               | 1,164 | 100.00% |  |
| Contest Totals                 | 1,173 |         |  |

STATE TREASURER

Vote For 1

|                           | TOTAL | VOTE %  |  |
|---------------------------|-------|---------|--|
| DEM CONINE, ZACH          | 515   | 44.28%  |  |
| LPN ELLIOTT, BRYAN        | 20    | 1.72%   |  |
| REP FIORE, MICHELE        | 583   | 50.13%  |  |
| IAP HENDRICKSON, MARGARET | 18    | 1.55%   |  |
| NONE OF THESE CANDIDATES  | 27    | 2.32%   |  |
| Total Votes Cast          | 1,163 | 100.00% |  |
| Contest Totals            | 1,173 |         |  |

STATE CONTROLLER

Vote For 1

|                          | TOTAL | VOTE %  |  |
|--------------------------|-------|---------|--|
| REP MATTHEWS, ANDY       | 679   | 58.53%  |  |
| LPN PROFETA, JED W.      | 13    | 1.12%   |  |
| DEM SPIEGEL, ELLEN       | 446   | 38.45%  |  |
| NONE OF THESE CANDIDATES | 22    | 1.90%   |  |
| Total Votes Cast         | 1,160 | 100.00% |  |
| Contest Totals           | 1,173 |         |  |

Precinct Summary Results Report  
 General Election  
 November 8, 2022

OFFICIAL RESULTS

CARSON CITY

107

ATTORNEY GENERAL

Vote For 1

|                          | TOTAL | VOTE %  |  |
|--------------------------|-------|---------|--|
| REP CHATTAH, SIGAL       | 539   | 46.31%  |  |
| DEM FORD, AARON D.       | 542   | 46.56%  |  |
| LPN KENNEDY, JOHN T.     | 39    | 3.35%   |  |
| NONE OF THESE CANDIDATES | 44    | 3.78%   |  |
| Total Votes Cast         | 1,164 | 100.00% |  |
| Contest Totals           | 1,173 |         |  |

STATE SENATE, DISTRICT 16

Vote For 1

|                   | TOTAL | VOTE %  |  |
|-------------------|-------|---------|--|
| REP KRASNER, LISA | 728   | 63.53%  |  |
| DEM SIMS, AARON   | 418   | 36.47%  |  |
| Total Votes Cast  | 1,146 | 100.00% |  |
| Contest Totals    | 1,173 |         |  |

STATE ASSEMBLY, DISTRICT 40

Vote For 1

|                          | TOTAL | VOTE %  |  |
|--------------------------|-------|---------|--|
| DEM MCDANIEL, SHANNON C. | 411   | 35.46%  |  |
| REP O'NEILL, PHILIP "PK" | 723   | 62.38%  |  |
| LPN TOLL, SAM            | 25    | 2.16%   |  |
| Total Votes Cast         | 1,159 | 100.00% |  |
| Contest Totals           | 1,173 |         |  |

JUSTICE OF THE SUPREME COURT, SEAT A

Vote For 1

|                          | TOTAL | VOTE %  |  |
|--------------------------|-------|---------|--|
| NP BELL, LINDA           | 807   | 77.00%  |  |
| NONE OF THESE CANDIDATES | 241   | 23.00%  |  |
| Total Votes Cast         | 1,048 | 100.00% |  |
| Contest Totals           | 1,173 |         |  |

JUSTICE OF THE SUPREME COURT, SEAT E

Vote For 1

|                          | TOTAL | VOTE %  |  |
|--------------------------|-------|---------|--|
| NP PARRAGUIRRE, RON D.   | 853   | 80.93%  |  |
| NONE OF THESE CANDIDATES | 201   | 19.07%  |  |
| Total Votes Cast         | 1,054 | 100.00% |  |
| Contest Totals           | 1,173 |         |  |

Precinct Summary Results Report  
 General Election  
 November 8, 2022

OFFICIAL RESULTS

CARSON CITY

107

COURT OF APPEALS JUDGE, DEPARTMENT 1

Vote For 1

|                          | TOTAL | VOTE %  |  |
|--------------------------|-------|---------|--|
| NP FORSBERG, RHONDA K.   | 292   | 27.81%  |  |
| NP WESTBROOK, DEBORAH    | 519   | 49.43%  |  |
| NONE OF THESE CANDIDATES | 239   | 22.76%  |  |
| Total Votes Cast         | 1,050 | 100.00% |  |
| Contest Totals           | 1,173 |         |  |

COURT OF APPEALS JUDGE, DEPARTMENT 2

Vote For 1

|                          | TOTAL | VOTE %  |  |
|--------------------------|-------|---------|--|
| NP GIBBONS, MICHAEL      | 817   | 78.03%  |  |
| NONE OF THESE CANDIDATES | 230   | 21.97%  |  |
| Total Votes Cast         | 1,047 | 100.00% |  |
| Contest Totals           | 1,173 |         |  |

COURT OF APPEALS JUDGE, DEPARTMENT 3

Vote For 1

|                          | TOTAL | VOTE %  |  |
|--------------------------|-------|---------|--|
| NP BULLA, BONNIE         | 751   | 72.77%  |  |
| NONE OF THESE CANDIDATES | 281   | 27.23%  |  |
| Total Votes Cast         | 1,032 | 100.00% |  |
| Contest Totals           | 1,173 |         |  |

SCHOOL TRUSTEE, DISTRICT 1

Vote For 1

|                          | TOTAL | VOTE %  |  |
|--------------------------|-------|---------|--|
| NP RAMIREZ, MARIA "LUPE" | 578   | 53.92%  |  |
| NP STINSON, JASON        | 494   | 46.08%  |  |
| Total Votes Cast         | 1,072 | 100.00% |  |
| Contest Totals           | 1,173 |         |  |

SCHOOL TRUSTEE, DISTRICT 6

Vote For 1

|                       | TOTAL | VOTE %  |  |
|-----------------------|-------|---------|--|
| NP COBB-ADAMS, SHANNA | 414   | 40.12%  |  |
| NP WALT, MOLLY        | 618   | 59.88%  |  |
| Total Votes Cast      | 1,032 | 100.00% |  |
| Contest Totals        | 1,173 |         |  |

Precinct Summary Results Report  
 General Election  
 November 8, 2022




OFFICIAL RESULTS

CARSON CITY

107




CLERK-RECORDER

Vote For 1

|                            | TOTAL | VOTE %  |   |
|----------------------------|-------|---------|---|
| NP HOEN, WILLIAM "SCOTT"   | 551   | 52.23%  |  |
| NP WILKE-MCCULLOCH, STACIE | 504   | 47.77%  |  |
| Total Votes Cast           | 1,055 | 100.00% |  |
| Contest Totals             | 1,173 |         |   |




BOARD OF SUPERVISORS, WARD 1

Vote For 1

|                   | TOTAL | VOTE %  |   |
|-------------------|-------|---------|---|
| NP BRADSHAW, WADE | 479   | 44.98%  |  |
| NP GIOMI, STACEY  | 586   | 55.02%  |  |
| Total Votes Cast  | 1,065 | 100.00% |  |
| Contest Totals    | 1,173 |         |   |




BOARD OF SUPERVISORS, WARD 3

Vote For 1

|                    | TOTAL | VOTE %  |   |
|--------------------|-------|---------|---|
| NP HORTON, CURTIS  | 601   | 58.01%  |    |
| NP WELLS, JAMES R. | 435   | 41.99%  |   |
| Total Votes Cast   | 1,036 | 100.00% |  |
| Contest Totals     | 1,173 |         |   |




QUESTION NO. 1

Vote For 1

|                  | TOTAL | VOTE %  |   |
|------------------|-------|---------|---|
| YES              | 521   | 45.03%  |  |
| NO               | 636   | 54.97%  |  |
| Total Votes Cast | 1,157 | 100.00% |  |
| Contest Totals   | 1,173 |         |   |




QUESTION NO. 2

Vote For 1

|                  | TOTAL | VOTE %  |   |
|------------------|-------|---------|---|
| YES              | 445   | 38.66%  |  |
| NO               | 706   | 61.34%  |  |
| Total Votes Cast | 1,151 | 100.00% |  |
| Contest Totals   | 1,173 |         |   |

QUESTION NO. 3

Vote For 1

|                  | TOTAL | VOTE %  |   |
|------------------|-------|---------|---|
| YES              | 473   | 40.95%  |  |
| NO               | 682   | 59.05%  |  |
| Total Votes Cast | 1,155 | 100.00% |  |
| Contest Totals   | 1,173 |         |   |






107

---

QUESTION NO. CC 1

Vote For 1








|                  | TOTAL | VOTE %  |   |
|------------------|-------|---------|---|
| YES              | 723   | 62.22%  |  |
| NO               | 439   | 37.78%  |  |
| Total Votes Cast | 1,162 | 100.00% |  |
| Contest Totals   | 1,173 |         |   |

109

| Statistics                | TOTAL  |
|---------------------------|--------|
| Registered Voters - Total | 1,920  |
| Ballots Cast - Total      | 1,298  |
| Voter Turnout - Total     | 67.60% |






UNITED STATES SENATE

Vote For 1

|                             | TOTAL | VOTE %  |   |
|-----------------------------|-------|---------|---|
| DEM CORTEZ MASTO, CATHERINE | 570   | 43.98%  |  |
| REP LAXALT, ADAM PAUL       | 683   | 52.70%  |  |
| NPP LINDEMANN, BARRY        | 13    | 1.00%   |  |
| IAP RUBINSON, BARRY         | 8     | 0.62%   |  |
| LPN SCOTT, NEIL             | 6     | 0.46%   |  |
| NONE OF THESE CANDIDATES    | 16    | 1.23%   |  |
| Total Votes Cast            | 1,296 | 100.00% |  |
| Contest Totals              | 1,298 |         |   |







US REPRESENTATIVE IN CONGRESS DISTRICT 2

Vote For 1

|                       | TOTAL | VOTE %  |   |
|-----------------------|-------|---------|---|
| REP AMODEI, MARK E.   | 797   | 61.78%  |   |
| LPN BABER, DARRYL     | 6     | 0.47%   |  |
| IAP BEST, RUSSELL     | 18    | 1.40%   |  |
| DEM KRAUSE, ELIZABETH | 469   | 36.36%  |  |
| Total Votes Cast      | 1,290 | 100.00% |  |
| Contest Totals        | 1,298 |         |   |

GOVERNOR

Vote For 1

|                          | TOTAL | VOTE %  |   |
|--------------------------|-------|---------|---|
| IAP BRIDGES, ED          | 14    | 1.08%   |  |
| LPN DAVIS, BRANDON       | 15    | 1.16%   |  |
| REP LOMBARDO, JOE        | 706   | 54.48%  |  |
| DEM SISOLAK, STEVE       | 539   | 41.59%  |  |
| NONE OF THESE CANDIDATES | 22    | 1.70%   |  |
| Total Votes Cast         | 1,296 | 100.00% |  |
| Contest Totals           | 1,298 |         |   |

Precinct Summary Results Report  
 General Election  
 November 8, 2022

OFFICIAL RESULTS

CARSON CITY

109

LIEUTENANT GOVERNOR

Vote For 1

|                                | TOTAL | VOTE %  |  |
|--------------------------------|-------|---------|--|
| REP ANTHONY, STAVROS           | 711   | 55.24%  |  |
| DEM CANO BURKHEAD, ELIZABETH   | 525   | 40.79%  |  |
| NPP DELAP, JOHN "TREY"         | 9     | 0.70%   |  |
| IAP HOGE, WILLIAM              | 14    | 1.09%   |  |
| LPN TACHIQUIN, JAVI "TRUJILLO" | 7     | 0.54%   |  |
| NONE OF THESE CANDIDATES       | 21    | 1.63%   |  |
| Total Votes Cast               | 1,287 | 100.00% |  |
| Contest Totals                 | 1,298 |         |  |

SECRETARY OF STATE

Vote For 1

|                                | TOTAL | VOTE %  |  |
|--------------------------------|-------|---------|--|
| DEM AGUILAR, FRANCISCO "CISCO" | 581   | 45.07%  |  |
| LPN CRANE, ROSS                | 7     | 0.54%   |  |
| IAP HANSEN, JANINE             | 28    | 2.17%   |  |
| REP MARCHANT, JIM              | 652   | 50.58%  |  |
| NONE OF THESE CANDIDATES       | 21    | 1.63%   |  |
| Total Votes Cast               | 1,289 | 100.00% |  |
| Contest Totals                 | 1,298 |         |  |

STATE TREASURER

Vote For 1

|                           | TOTAL | VOTE %  |  |
|---------------------------|-------|---------|--|
| DEM CONINE, ZACH          | 575   | 44.61%  |  |
| LPN ELLIOTT, BRYAN        | 25    | 1.94%   |  |
| REP FIORE, MICHELE        | 630   | 48.88%  |  |
| IAP HENDRICKSON, MARGARET | 24    | 1.86%   |  |
| NONE OF THESE CANDIDATES  | 35    | 2.72%   |  |
| Total Votes Cast          | 1,289 | 100.00% |  |
| Contest Totals            | 1,298 |         |  |

STATE CONTROLLER

Vote For 1

|                          | TOTAL | VOTE %  |  |
|--------------------------|-------|---------|--|
| REP MATTHEWS, ANDY       | 707   | 54.81%  |  |
| LPN PROFETA, JED W.      | 18    | 1.40%   |  |
| DEM SPIEGEL, ELLEN       | 527   | 40.85%  |  |
| NONE OF THESE CANDIDATES | 38    | 2.95%   |  |
| Total Votes Cast         | 1,290 | 100.00% |  |
| Contest Totals           | 1,298 |         |  |

Precinct Summary Results Report  
 General Election  
 November 8, 2022

OFFICIAL RESULTS

CARSON CITY

109

ATTORNEY GENERAL

Vote For 1

|                          | TOTAL | VOTE %  |  |
|--------------------------|-------|---------|--|
| REP CHATTAH, SIGAL       | 555   | 43.22%  |  |
| DEM FORD, AARON D.       | 625   | 48.68%  |  |
| LPN KENNEDY, JOHN T.     | 45    | 3.50%   |  |
| NONE OF THESE CANDIDATES | 59    | 4.60%   |  |
| Total Votes Cast         | 1,284 | 100.00% |  |
| Contest Totals           | 1,298 |         |  |

STATE SENATE, DISTRICT 16

Vote For 1

|                   | TOTAL | VOTE %  |  |
|-------------------|-------|---------|--|
| REP KRASNER, LISA | 768   | 60.42%  |  |
| DEM SIMS, AARON   | 503   | 39.58%  |  |
| Total Votes Cast  | 1,271 | 100.00% |  |
| Contest Totals    | 1,298 |         |  |

STATE ASSEMBLY, DISTRICT 40

Vote For 1

|                          | TOTAL | VOTE %  |  |
|--------------------------|-------|---------|--|
| DEM MCDANIEL, SHANNON C. | 504   | 39.16%  |  |
| REP O'NEILL, PHILIP "PK" | 757   | 58.82%  |  |
| LPN TOLL, SAM            | 26    | 2.02%   |  |
| Total Votes Cast         | 1,287 | 100.00% |  |
| Contest Totals           | 1,298 |         |  |

JUSTICE OF THE SUPREME COURT, SEAT A

Vote For 1

|                          | TOTAL | VOTE %  |  |
|--------------------------|-------|---------|--|
| NP BELL, LINDA           | 919   | 77.68%  |  |
| NONE OF THESE CANDIDATES | 264   | 22.32%  |  |
| Total Votes Cast         | 1,183 | 100.00% |  |
| Contest Totals           | 1,298 |         |  |

JUSTICE OF THE SUPREME COURT, SEAT E

Vote For 1

|                          | TOTAL | VOTE %  |  |
|--------------------------|-------|---------|--|
| NP PARRAGUIRRE, RON D.   | 945   | 80.08%  |  |
| NONE OF THESE CANDIDATES | 235   | 19.92%  |  |
| Total Votes Cast         | 1,180 | 100.00% |  |
| Contest Totals           | 1,298 |         |  |

109

COURT OF APPEALS JUDGE, DEPARTMENT 1

Vote For 1

|                          | TOTAL | VOTE %  |  |
|--------------------------|-------|---------|--|
| NP FORSBERG, RHONDA K.   | 268   | 22.33%  |  |
| NP WESTBROOK, DEBORAH    | 644   | 53.67%  |  |
| NONE OF THESE CANDIDATES | 288   | 24.00%  |  |
| Total Votes Cast         | 1,200 | 100.00% |  |
| Contest Totals           | 1,298 |         |  |

COURT OF APPEALS JUDGE, DEPARTMENT 2

Vote For 1

|                          | TOTAL | VOTE %  |  |
|--------------------------|-------|---------|--|
| NP GIBBONS, MICHAEL      | 925   | 77.80%  |  |
| NONE OF THESE CANDIDATES | 264   | 22.20%  |  |
| Total Votes Cast         | 1,189 | 100.00% |  |
| Contest Totals           | 1,298 |         |  |

COURT OF APPEALS JUDGE, DEPARTMENT 3

Vote For 1

|                          | TOTAL | VOTE %  |  |
|--------------------------|-------|---------|--|
| NP BULLA, BONNIE         | 861   | 72.90%  |  |
| NONE OF THESE CANDIDATES | 320   | 27.10%  |  |
| Total Votes Cast         | 1,181 | 100.00% |  |
| Contest Totals           | 1,298 |         |  |

SCHOOL TRUSTEE, DISTRICT 1

Vote For 1

|                          | TOTAL | VOTE %  |  |
|--------------------------|-------|---------|--|
| NP RAMIREZ, MARIA "LUPE" | 655   | 54.00%  |  |
| NP STINSON, JASON        | 558   | 46.00%  |  |
| Total Votes Cast         | 1,213 | 100.00% |  |
| Contest Totals           | 1,298 |         |  |

SCHOOL TRUSTEE, DISTRICT 6




Vote For 1

|                       | TOTAL | VOTE %  |  |
|-----------------------|-------|---------|--|
| NP COBB-ADAMS, SHANNA | 466   | 39.90%  |  |
| NP WALT, MOLLY        | 702   | 60.10%  |  |
| Total Votes Cast      | 1,168 | 100.00% |  |
| Contest Totals        | 1,298 |         |  |

109




CLERK-RECORDER

Vote For 1

|                            | TOTAL | VOTE %  |   |
|----------------------------|-------|---------|---|
| NP HOEN, WILLIAM "SCOTT"   | 582   | 48.66%  |  |
| NP WILKE-MCCULLOCH, STACIE | 614   | 51.34%  |  |
| Total Votes Cast           | 1,196 | 100.00% |  |
| Contest Totals             | 1,298 |         |   |




BOARD OF SUPERVISORS, WARD 1

Vote For 1

|                   | TOTAL | VOTE %  |   |
|-------------------|-------|---------|---|
| NP BRADSHAW, WADE | 540   | 44.93%  |  |
| NP GIOMI, STACEY  | 662   | 55.07%  |  |
| Total Votes Cast  | 1,202 | 100.00% |  |
| Contest Totals    | 1,298 |         |   |




BOARD OF SUPERVISORS, WARD 3

Vote For 1

|                    | TOTAL | VOTE %  |   |
|--------------------|-------|---------|---|
| NP HORTON, CURTIS  | 713   | 62.05%  |    |
| NP WELLS, JAMES R. | 436   | 37.95%  |   |
| Total Votes Cast   | 1,149 | 100.00% |  |
| Contest Totals     | 1,298 |         |   |




QUESTION NO. 1

Vote For 1

|                  | TOTAL | VOTE %  |   |
|------------------|-------|---------|---|
| YES              | 630   | 49.49%  |  |
| NO               | 643   | 50.51%  |  |
| Total Votes Cast | 1,273 | 100.00% |  |
| Contest Totals   | 1,298 |         |   |

QUESTION NO. 2

Vote For 1

|                  | TOTAL | VOTE %  |   |
|------------------|-------|---------|---|
| YES              | 562   | 44.25%  |  |
| NO               | 708   | 55.75%  |  |
| Total Votes Cast | 1,270 | 100.00% |  |
| Contest Totals   | 1,298 |         |   |

QUESTION NO. 3

Vote For 1



|                  | TOTAL | VOTE %  |   |
|------------------|-------|---------|---|
| YES              | 577   | 45.08%  |  |
| NO               | 703   | 54.92%  |  |
| Total Votes Cast | 1,280 | 100.00% |  |
| Contest Totals   | 1,298 |         |   |

109

---

QUESTION NO. CC 1

Vote For 1








|                  | TOTAL | VOTE %  |   |
|------------------|-------|---------|---|
| YES              | 809   | 62.96%  |  |
| NO               | 476   | 37.04%  |  |
| Total Votes Cast | 1,285 | 100.00% |  |
| Contest Totals   | 1,298 |         |   |

111

| Statistics                | TOTAL  |
|---------------------------|--------|
| Registered Voters - Total | 1,902  |
| Ballots Cast - Total      | 956    |
| Voter Turnout - Total     | 50.26% |






UNITED STATES SENATE

Vote For 1

|                             | TOTAL | VOTE %  |   |
|-----------------------------|-------|---------|---|
| DEM CORTEZ MASTO, CATHERINE | 448   | 46.96%  |  |
| REP LAXALT, ADAM PAUL       | 460   | 48.22%  |  |
| NPP LINDEMANN, BARRY        | 10    | 1.05%   |  |
| IAP RUBINSON, BARRY         | 16    | 1.68%   |  |
| LPN SCOTT, NEIL             | 3     | 0.31%   |  |
| NONE OF THESE CANDIDATES    | 17    | 1.78%   |  |
| Total Votes Cast            | 954   | 100.00% |  |
| Contest Totals              | 956   |         |   |







US REPRESENTATIVE IN CONGRESS DISTRICT 2

Vote For 1

|                       | TOTAL | VOTE %  |   |
|-----------------------|-------|---------|---|
| REP AMODEI, MARK E.   | 523   | 55.29%  |   |
| LPN BABER, DARRYL     | 12    | 1.27%   |  |
| IAP BEST, RUSSELL     | 15    | 1.59%   |  |
| DEM KRAUSE, ELIZABETH | 396   | 41.86%  |  |
| Total Votes Cast      | 946   | 100.00% |  |
| Contest Totals        | 956   |         |   |

GOVERNOR

Vote For 1

|                          | TOTAL | VOTE %  |   |
|--------------------------|-------|---------|---|
| IAP BRIDGES, ED          | 20    | 2.11%   |  |
| LPN DAVIS, BRANDON       | 19    | 2.00%   |  |
| REP LOMBARDO, JOE        | 467   | 49.16%  |  |
| DEM SISOLAK, STEVE       | 422   | 44.42%  |  |
| NONE OF THESE CANDIDATES | 22    | 2.32%   |  |
| Total Votes Cast         | 950   | 100.00% |  |
| Contest Totals           | 956   |         |   |



Precinct Summary Results Report  
 General Election  
 November 8, 2022

OFFICIAL RESULTS

CARSON CITY

111

LIEUTENANT GOVERNOR

Vote For 1

|                                | TOTAL | VOTE %  |  |
|--------------------------------|-------|---------|--|
| REP ANTHONY, STAVROS           | 478   | 50.64%  |  |
| DEM CANO BURKHEAD, ELIZABETH   | 387   | 41.00%  |  |
| NPP DELAP, JOHN "TREY"         | 13    | 1.38%   |  |
| IAP HOGE, WILLIAM              | 14    | 1.48%   |  |
| LPN TACHIQUIN, JAVI "TRUJILLO" | 21    | 2.22%   |  |
| NONE OF THESE CANDIDATES       | 31    | 3.28%   |  |
| Total Votes Cast               | 944   | 100.00% |  |
| Contest Totals                 | 956   |         |  |

SECRETARY OF STATE

Vote For 1

|                                | TOTAL | VOTE %  |  |
|--------------------------------|-------|---------|--|
| DEM AGUILAR, FRANCISCO "CISCO" | 426   | 45.27%  |  |
| LPN CRANE, ROSS                | 17    | 1.81%   |  |
| IAP HANSEN, JANINE             | 31    | 3.29%   |  |
| REP MARCHANT, JIM              | 442   | 46.97%  |  |
| NONE OF THESE CANDIDATES       | 25    | 2.66%   |  |
| Total Votes Cast               | 941   | 100.00% |  |
| Contest Totals                 | 956   |         |  |

STATE TREASURER

Vote For 1

|                           | TOTAL | VOTE %  |  |
|---------------------------|-------|---------|--|
| DEM CONINE, ZACH          | 397   | 42.10%  |  |
| LPN ELLIOTT, BRYAN        | 22    | 2.33%   |  |
| REP FIORE, MICHELE        | 471   | 49.95%  |  |
| IAP HENDRICKSON, MARGARET | 26    | 2.76%   |  |
| NONE OF THESE CANDIDATES  | 27    | 2.86%   |  |
| Total Votes Cast          | 943   | 100.00% |  |
| Contest Totals            | 956   |         |  |

STATE CONTROLLER

Vote For 1

|                          | TOTAL | VOTE %  |  |
|--------------------------|-------|---------|--|
| REP MATTHEWS, ANDY       | 490   | 52.13%  |  |
| LPN PROFETA, JED W.      | 24    | 2.55%   |  |
| DEM SPIEGEL, ELLEN       | 394   | 41.91%  |  |
| NONE OF THESE CANDIDATES | 32    | 3.40%   |  |
| Total Votes Cast         | 940   | 100.00% |  |
| Contest Totals           | 956   |         |  |

Precinct Summary Results Report  
 General Election  
 November 8, 2022






OFFICIAL RESULTS

CARSON CITY

111

ATTORNEY GENERAL

Vote For 1

|                          | TOTAL | VOTE %  |   |
|--------------------------|-------|---------|---|
| REP CHATTAH, SIGAL       | 395   | 41.98%  |  |
| DEM FORD, AARON D.       | 452   | 48.03%  |  |
| LPN KENNEDY, JOHN T.     | 42    | 4.46%   |  |
| NONE OF THESE CANDIDATES | 52    | 5.53%   |  |
| Total Votes Cast         | 941   | 100.00% |  |
| Contest Totals           | 956   |         |   |





STATE SENATE, DISTRICT 16

Vote For 1

|                   | TOTAL | VOTE %  |   |
|-------------------|-------|---------|---|
| REP KRASNER, LISA | 537   | 57.56%  |  |
| DEM SIMS, AARON   | 396   | 42.44%  |  |
| Total Votes Cast  | 933   | 100.00% |  |
| Contest Totals    | 956   |         |   |




STATE ASSEMBLY, DISTRICT 40

Vote For 1

|                          | TOTAL | VOTE %  |   |
|--------------------------|-------|---------|---|
| DEM MCDANIEL, SHANNON C. | 397   | 42.37%  |  |
| REP O'NEILL, PHILIP "PK" | 504   | 53.79%  |  |
| LPN TOLL, SAM            | 36    | 3.84%   |  |
| Total Votes Cast         | 937   | 100.00% |  |
| Contest Totals           | 956   |         |   |




JUSTICE OF THE SUPREME COURT, SEAT A

Vote For 1

|                          | TOTAL | VOTE %  |   |
|--------------------------|-------|---------|---|
| NP BELL, LINDA           | 629   | 71.40%  |  |
| NONE OF THESE CANDIDATES | 252   | 28.60%  |  |
| Total Votes Cast         | 881   | 100.00% |  |
| Contest Totals           | 956   |         |   |

JUSTICE OF THE SUPREME COURT, SEAT E

Vote For 1

|                          | TOTAL | VOTE %  |   |
|--------------------------|-------|---------|---|
| NP PARRAGUIRRE, RON D.   | 632   | 71.82%  |  |
| NONE OF THESE CANDIDATES | 248   | 28.18%  |  |
| Total Votes Cast         | 880   | 100.00% |  |
| Contest Totals           | 956   |         |   |

Precinct Summary Results Report  
 General Election  
 November 8, 2022

OFFICIAL RESULTS

CARSON CITY

111

COURT OF APPEALS JUDGE, DEPARTMENT 1

Vote For 1

|                          | TOTAL | VOTE %  |  |
|--------------------------|-------|---------|--|
| NP FORSBERG, RHONDA K.   | 226   | 25.86%  |  |
| NP WESTBROOK, DEBORAH    | 403   | 46.11%  |  |
| NONE OF THESE CANDIDATES | 245   | 28.03%  |  |
| Total Votes Cast         | 874   | 100.00% |  |
| Contest Totals           | 956   |         |  |

COURT OF APPEALS JUDGE, DEPARTMENT 2

Vote For 1

|                          | TOTAL | VOTE %  |  |
|--------------------------|-------|---------|--|
| NP GIBBONS, MICHAEL      | 626   | 71.71%  |  |
| NONE OF THESE CANDIDATES | 247   | 28.29%  |  |
| Total Votes Cast         | 873   | 100.00% |  |
| Contest Totals           | 956   |         |  |

COURT OF APPEALS JUDGE, DEPARTMENT 3

Vote For 1

|                          | TOTAL | VOTE %  |  |
|--------------------------|-------|---------|--|
| NP BULLA, BONNIE         | 595   | 68.31%  |  |
| NONE OF THESE CANDIDATES | 276   | 31.69%  |  |
| Total Votes Cast         | 871   | 100.00% |  |
| Contest Totals           | 956   |         |  |

SCHOOL TRUSTEE, DISTRICT 1

Vote For 1

|                          | TOTAL | VOTE %  |  |
|--------------------------|-------|---------|--|
| NP RAMIREZ, MARIA "LUPE" | 452   | 53.43%  |  |
| NP STINSON, JASON        | 394   | 46.57%  |  |
| Total Votes Cast         | 846   | 100.00% |  |
| Contest Totals           | 956   |         |  |

SCHOOL TRUSTEE, DISTRICT 6




Vote For 1

|                       | TOTAL | VOTE %  |  |
|-----------------------|-------|---------|--|
| NP COBB-ADAMS, SHANNA | 357   | 43.27%  |  |
| NP WALT, MOLLY        | 468   | 56.73%  |  |
| Total Votes Cast      | 825   | 100.00% |  |
| Contest Totals        | 956   |         |  |

111




CLERK-RECORDER

Vote For 1

|                            | TOTAL | VOTE %  |   |
|----------------------------|-------|---------|---|
| NP HOEN, WILLIAM "SCOTT"   | 430   | 51.31%  |  |
| NP WILKE-MCCULLOCH, STACIE | 408   | 48.69%  |  |
| Total Votes Cast           | 838   | 100.00% |  |
| Contest Totals             | 956   |         |   |


BOARD OF SUPERVISORS, WARD 1

Vote For 1

|                   | TOTAL | VOTE %  |   |
|-------------------|-------|---------|---|
| NP BRADSHAW, WADE | 412   | 48.99%  |  |
| NP GIOMI, STACEY  | 429   | 51.01%  |  |
| Total Votes Cast  | 841   | 100.00% |  |
| Contest Totals    | 956   |         |   |

BOARD OF SUPERVISORS, WARD 3

Vote For 1

|                    | TOTAL | VOTE %  |   |
|--------------------|-------|---------|---|
| NP HORTON, CURTIS  | 487   | 58.75%  |    |
| NP WELLS, JAMES R. | 342   | 41.25%  |   |
| Total Votes Cast   | 829   | 100.00% |  |
| Contest Totals     | 956   |         |   |

QUESTION NO. 1

Vote For 1

|                  | TOTAL | VOTE %  |   |
|------------------|-------|---------|---|
| YES              | 548   | 58.61%  |  |
| NO               | 387   | 41.39%  |  |
| Total Votes Cast | 935   | 100.00% |  |
| Contest Totals   | 956   |         |   |

QUESTION NO. 2

Vote For 1

|                  | TOTAL | VOTE %  |   |
|------------------|-------|---------|---|
| YES              | 528   | 56.77%  |  |
| NO               | 402   | 43.23%  |  |
| Total Votes Cast | 930   | 100.00% |  |
| Contest Totals   | 956   |         |   |

QUESTION NO. 3

Vote For 1




|                  | TOTAL | VOTE %  |   |
|------------------|-------|---------|---|
| YES              | 559   | 59.34%  |  |
| NO               | 383   | 40.66%  |  |
| Total Votes Cast | 942   | 100.00% |  |
| Contest Totals   | 956   |         |   |

111

---

QUESTION NO. CC 1

Vote For 1








|                  | TOTAL | VOTE %  |   |
|------------------|-------|---------|---|
| YES              | 582   | 61.65%  |  |
| NO               | 362   | 38.35%  |  |
| Total Votes Cast | 944   | 100.00% |  |
| Contest Totals   | 956   |         |   |

113

| Statistics                | TOTAL  |
|---------------------------|--------|
| Registered Voters - Total | 1,728  |
| Ballots Cast - Total      | 1,240  |
| Voter Turnout - Total     | 71.76% |






UNITED STATES SENATE

Vote For 1

|                             | TOTAL | VOTE %  |   |
|-----------------------------|-------|---------|---|
| DEM CORTEZ MASTO, CATHERINE | 491   | 39.66%  |  |
| REP LAXALT, ADAM PAUL       | 700   | 56.54%  |  |
| NPP LINDEMANN, BARRY        | 15    | 1.21%   |  |
| IAP RUBINSON, BARRY         | 6     | 0.48%   |  |
| LPN SCOTT, NEIL             | 7     | 0.57%   |  |
| NONE OF THESE CANDIDATES    | 19    | 1.53%   |  |
| Total Votes Cast            | 1,238 | 100.00% |  |
| Contest Totals              | 1,240 |         |   |







US REPRESENTATIVE IN CONGRESS DISTRICT 2

Vote For 1

|                       | TOTAL | VOTE %  |   |
|-----------------------|-------|---------|---|
| REP AMODEI, MARK E.   | 760   | 61.94%  |    |
| LPN BABER, DARRYL     | 16    | 1.30%   |  |
| IAP BEST, RUSSELL     | 18    | 1.47%   |  |
| DEM KRAUSE, ELIZABETH | 433   | 35.29%  |  |
| Total Votes Cast      | 1,227 | 100.00% |  |
| Contest Totals        | 1,240 |         |   |

GOVERNOR

Vote For 1

|                          | TOTAL | VOTE %  |   |
|--------------------------|-------|---------|---|
| IAP BRIDGES, ED          | 8     | 0.65%   |  |
| LPN DAVIS, BRANDON       | 21    | 1.70%   |  |
| REP LOMBARDO, JOE        | 715   | 57.80%  |  |
| DEM SISOLAK, STEVE       | 476   | 38.48%  |  |
| NONE OF THESE CANDIDATES | 17    | 1.37%   |  |
| Total Votes Cast         | 1,237 | 100.00% |  |
| Contest Totals           | 1,240 |         |   |

Precinct Summary Results Report  
 General Election  
 November 8, 2022








OFFICIAL RESULTS

CARSON CITY

113







LIEUTENANT GOVERNOR

Vote For 1

|                                | TOTAL | VOTE %  |   |
|--------------------------------|-------|---------|---|
| REP ANTHONY, STAVROS           | 710   | 57.72%  |  |
| DEM CANO BURKHEAD, ELIZABETH   | 449   | 36.50%  |  |
| NPP DELAP, JOHN "TREY"         | 14    | 1.14%   |  |
| IAP HOGE, WILLIAM              | 13    | 1.06%   |  |
| LPN TACHIQUIN, JAVI "TRUJILLO" | 13    | 1.06%   |  |
| NONE OF THESE CANDIDATES       | 31    | 2.52%   |  |
| Total Votes Cast               | 1,230 | 100.00% |  |
| Contest Totals                 | 1,240 |         |   |







SECRETARY OF STATE

Vote For 1

|                                | TOTAL | VOTE %  |  |
|--------------------------------|-------|---------|--|
| DEM AGUILAR, FRANCISCO "CISCO" | 505   | 41.02%  |   |
| LPN CRANE, ROSS                | 15    | 1.22%   |   |
| IAP HANSEN, JANINE             | 28    | 2.27%   |   |
| REP MARCHANT, JIM              | 657   | 53.37%  |   |
| NONE OF THESE CANDIDATES       | 26    | 2.11%   |   |
| Total Votes Cast               | 1,231 | 100.00% |  |
| Contest Totals                 | 1,240 |         |  |






STATE TREASURER

Vote For 1

|                           | TOTAL | VOTE %  |   |
|---------------------------|-------|---------|---|
| DEM CONINE, ZACH          | 486   | 39.42%  |  |
| LPN ELLIOTT, BRYAN        | 24    | 1.95%   |  |
| REP FIORE, MICHELE        | 664   | 53.85%  |  |
| IAP HENDRICKSON, MARGARET | 24    | 1.95%   |  |
| NONE OF THESE CANDIDATES  | 35    | 2.84%   |  |
| Total Votes Cast          | 1,233 | 100.00% |  |
| Contest Totals            | 1,240 |         |   |

STATE CONTROLLER






Vote For 1

|                          | TOTAL | VOTE %  |   |
|--------------------------|-------|---------|---|
| REP MATTHEWS, ANDY       | 714   | 58.29%  |  |
| LPN PROFETA, JED W.      | 22    | 1.80%   |  |
| DEM SPIEGEL, ELLEN       | 459   | 37.47%  |  |
| NONE OF THESE CANDIDATES | 30    | 2.45%   |  |
| Total Votes Cast         | 1,225 | 100.00% |  |
| Contest Totals           | 1,240 |         |   |

113

ATTORNEY GENERAL

Vote For 1

|                          | TOTAL | VOTE %  |   |
|--------------------------|-------|---------|---|
| REP CHATTAH, SIGAL       | 596   | 48.53%  |  |
| DEM FORD, AARON D.       | 533   | 43.40%  |  |
| LPN KENNEDY, JOHN T.     | 52    | 4.23%   |  |
| NONE OF THESE CANDIDATES | 47    | 3.83%   |  |
| Total Votes Cast         | 1,228 | 100.00% |  |
| Contest Totals           | 1,240 |         |   |





STATE SENATE, DISTRICT 16

Vote For 1

|                   | TOTAL | VOTE %  |   |
|-------------------|-------|---------|---|
| REP KRASNER, LISA | 764   | 63.35%  |  |
| DEM SIMS, AARON   | 442   | 36.65%  |  |
| Total Votes Cast  | 1,206 | 100.00% |  |
| Contest Totals    | 1,240 |         |   |




STATE ASSEMBLY, DISTRICT 40

Vote For 1

|                          | TOTAL | VOTE %  |   |
|--------------------------|-------|---------|---|
| DEM MCDANIEL, SHANNON C. | 447   | 36.79%  |  |
| REP O'NEILL, PHILIP "PK" | 727   | 59.84%  |  |
| LPN TOLL, SAM            | 41    | 3.37%   |  |
| Total Votes Cast         | 1,215 | 100.00% |  |
| Contest Totals           | 1,240 |         |   |




JUSTICE OF THE SUPREME COURT, SEAT A

Vote For 1

|                          | TOTAL | VOTE %  |   |
|--------------------------|-------|---------|---|
| NP BELL, LINDA           | 888   | 78.03%  |  |
| NONE OF THESE CANDIDATES | 250   | 21.97%  |  |
| Total Votes Cast         | 1,138 | 100.00% |  |
| Contest Totals           | 1,240 |         |   |

JUSTICE OF THE SUPREME COURT, SEAT E

Vote For 1

|                          | TOTAL | VOTE %  |   |
|--------------------------|-------|---------|---|
| NP PARRAGUIRRE, RON D.   | 900   | 79.44%  |  |
| NONE OF THESE CANDIDATES | 233   | 20.56%  |  |
| Total Votes Cast         | 1,133 | 100.00% |  |
| Contest Totals           | 1,240 |         |   |



113

COURT OF APPEALS JUDGE, DEPARTMENT 1

Vote For 1

|                          | TOTAL | VOTE %  |  |
|--------------------------|-------|---------|--|
| NP FORSBERG, RHONDA K.   | 301   | 26.78%  |  |
| NP WESTBROOK, DEBORAH    | 535   | 47.60%  |  |
| NONE OF THESE CANDIDATES | 288   | 25.62%  |  |
| Total Votes Cast         | 1,124 | 100.00% |  |
| Contest Totals           | 1,240 |         |  |

COURT OF APPEALS JUDGE, DEPARTMENT 2

Vote For 1

|                          | TOTAL | VOTE %  |  |
|--------------------------|-------|---------|--|
| NP GIBBONS, MICHAEL      | 887   | 78.77%  |  |
| NONE OF THESE CANDIDATES | 239   | 21.23%  |  |
| Total Votes Cast         | 1,126 | 100.00% |  |
| Contest Totals           | 1,240 |         |  |

COURT OF APPEALS JUDGE, DEPARTMENT 3

Vote For 1

|                          | TOTAL | VOTE %  |  |
|--------------------------|-------|---------|--|
| NP BULLA, BONNIE         | 850   | 75.62%  |  |
| NONE OF THESE CANDIDATES | 274   | 24.38%  |  |
| Total Votes Cast         | 1,124 | 100.00% |  |
| Contest Totals           | 1,240 |         |  |

SCHOOL TRUSTEE, DISTRICT 1

Vote For 1

|                          | TOTAL | VOTE %  |  |
|--------------------------|-------|---------|--|
| NP RAMIREZ, MARIA "LUPE" | 565   | 49.91%  |  |
| NP STINSON, JASON        | 567   | 50.09%  |  |
| Total Votes Cast         | 1,132 | 100.00% |  |
| Contest Totals           | 1,240 |         |  |

SCHOOL TRUSTEE, DISTRICT 6




Vote For 1

|                       | TOTAL | VOTE %  |  |
|-----------------------|-------|---------|--|
| NP COBB-ADAMS, SHANNA | 487   | 44.43%  |  |
| NP WALT, MOLLY        | 609   | 55.57%  |  |
| Total Votes Cast      | 1,096 | 100.00% |  |
| Contest Totals        | 1,240 |         |  |

113

CLERK-RECORDER

Vote For 1

|                            | TOTAL | VOTE %  |   |
|----------------------------|-------|---------|---|
| NP HOEN, WILLIAM "SCOTT"   | 623   | 54.70%  |  |
| NP WILKE-MCCULLOCH, STACIE | 516   | 45.30%  |  |
| Total Votes Cast           | 1,139 | 100.00% |  |
| Contest Totals             | 1,240 |         |   |

BOARD OF SUPERVISORS, WARD 1

Vote For 1

|                   | TOTAL | VOTE %  |   |
|-------------------|-------|---------|---|
| NP BRADSHAW, WADE | 484   | 42.83%  |  |
| NP GIOMI, STACEY  | 646   | 57.17%  |  |
| Total Votes Cast  | 1,130 | 100.00% |  |
| Contest Totals    | 1,240 |         |   |

BOARD OF SUPERVISORS, WARD 3

Vote For 1

|                    | TOTAL | VOTE %  |   |
|--------------------|-------|---------|---|
| NP HORTON, CURTIS  | 670   | 60.69%  |    |
| NP WELLS, JAMES R. | 434   | 39.31%  |   |
| Total Votes Cast   | 1,104 | 100.00% |  |
| Contest Totals     | 1,240 |         |   |




QUESTION NO. 1

Vote For 1

|                  | TOTAL | VOTE %  |   |
|------------------|-------|---------|---|
| YES              | 561   | 46.25%  |  |
| NO               | 652   | 53.75%  |  |
| Total Votes Cast | 1,213 | 100.00% |  |
| Contest Totals   | 1,240 |         |   |




QUESTION NO. 2

Vote For 1

|                  | TOTAL | VOTE %  |   |
|------------------|-------|---------|---|
| YES              | 488   | 40.10%  |  |
| NO               | 729   | 59.90%  |  |
| Total Votes Cast | 1,217 | 100.00% |  |
| Contest Totals   | 1,240 |         |   |

QUESTION NO. 3

Vote For 1




|                  | TOTAL | VOTE %  |   |
|------------------|-------|---------|---|
| YES              | 546   | 44.98%  |  |
| NO               | 668   | 55.02%  |  |
| Total Votes Cast | 1,214 | 100.00% |  |
| Contest Totals   | 1,240 |         |   |

113

---

QUESTION NO. CC 1

Vote For 1

|                  | TOTAL | VOTE %  |   |
|------------------|-------|---------|---|
| YES              | 742   | 60.52%  |  |
| NO               | 484   | 39.48%  |  |
| Total Votes Cast | 1,226 | 100.00% |  |
| Contest Totals   | 1,240 |         |   |

201

| Statistics                | TOTAL  |
|---------------------------|--------|
| Registered Voters - Total | 1,506  |
| Ballots Cast - Total      | 825    |
| Voter Turnout - Total     | 54.78% |

UNITED STATES SENATE

Vote For 1

|                             | TOTAL | VOTE %  |  |
|-----------------------------|-------|---------|--|
| DEM CORTEZ MASTO, CATHERINE | 360   | 43.74%  |  |
| REP LAXALT, ADAM PAUL       | 400   | 48.60%  |  |
| NPP LINDEMANN, BARRY        | 17    | 2.07%   |  |
| IAP RUBINSON, BARRY         | 10    | 1.22%   |  |
| LPN SCOTT, NEIL             | 11    | 1.34%   |  |
| NONE OF THESE CANDIDATES    | 25    | 3.04%   |  |
| Total Votes Cast            | 823   | 100.00% |  |
| Contest Totals              | 825   |         |  |

US REPRESENTATIVE IN CONGRESS DISTRICT 2

Vote For 1

|                       | TOTAL | VOTE %  |  |
|-----------------------|-------|---------|--|
| REP AMODEI, MARK E.   | 462   | 56.27%  |  |
| LPN BABER, DARRYL     | 13    | 1.58%   |  |
| IAP BEST, RUSSELL     | 24    | 2.92%   |  |
| DEM KRAUSE, ELIZABETH | 322   | 39.22%  |  |
| Total Votes Cast      | 821   | 100.00% |  |
| Contest Totals        | 825   |         |  |

GOVERNOR

Vote For 1

|                          | TOTAL | VOTE %  |  |
|--------------------------|-------|---------|--|
| IAP BRIDGES, ED          | 24    | 2.92%   |  |
| LPN DAVIS, BRANDON       | 18    | 2.19%   |  |
| REP LOMBARDO, JOE        | 409   | 49.76%  |  |
| DEM SISOLAK, STEVE       | 345   | 41.97%  |  |
| NONE OF THESE CANDIDATES | 26    | 3.16%   |  |
| Total Votes Cast         | 822   | 100.00% |  |
| Contest Totals           | 825   |         |  |

Precinct Summary Results Report  
 General Election  
 November 8, 2022








OFFICIAL RESULTS

CARSON CITY

201







LIEUTENANT GOVERNOR

Vote For 1

|                               | TOTAL | VOTE %  |   |
|-------------------------------|-------|---------|---|
| REP ANTHONY, STAVROS          | 404   | 49.94%  |  |
| DEM CANO BURKHEAD, ELIZABETH  | 327   | 40.42%  |  |
| NPP DELAP, JOHN "TREY"        | 18    | 2.22%   |  |
| IAP HOGE, WILLIAM             | 14    | 1.73%   |  |
| LPN TACHQUIN, JAVI "TRUJILLO" | 15    | 1.85%   |  |
| NONE OF THESE CANDIDATES      | 31    | 3.83%   |  |
| Total Votes Cast              | 809   | 100.00% |  |
| Contest Totals                | 825   |         |   |







SECRETARY OF STATE

Vote For 1

|                                | TOTAL | VOTE %  |  |
|--------------------------------|-------|---------|--|
| DEM AGUILAR, FRANCISCO "CISCO" | 364   | 44.61%  |   |
| LPN CRANE, ROSS                | 13    | 1.59%   |   |
| IAP HANSEN, JANINE             | 41    | 5.02%   |   |
| REP MARCHANT, JIM              | 379   | 46.45%  |   |
| NONE OF THESE CANDIDATES       | 19    | 2.33%   |   |
| Total Votes Cast               | 816   | 100.00% |  |
| Contest Totals                 | 825   |         |  |






STATE TREASURER

Vote For 1

|                           | TOTAL | VOTE %  |   |
|---------------------------|-------|---------|---|
| DEM CONINE, ZACH          | 341   | 41.94%  |  |
| LPN ELLIOTT, BRYAN        | 19    | 2.34%   |  |
| REP FIORE, MICHELE        | 389   | 47.85%  |  |
| IAP HENDRICKSON, MARGARET | 36    | 4.43%   |  |
| NONE OF THESE CANDIDATES  | 28    | 3.44%   |  |
| Total Votes Cast          | 813   | 100.00% |  |
| Contest Totals            | 825   |         |   |

STATE CONTROLLER

Vote For 1

|                          | TOTAL | VOTE %  |   |
|--------------------------|-------|---------|---|
| REP MATTHEWS, ANDY       | 426   | 52.40%  |  |
| LPN PROFETA, JED W.      | 19    | 2.34%   |  |
| DEM SPIEGEL, ELLEN       | 346   | 42.56%  |  |
| NONE OF THESE CANDIDATES | 22    | 2.71%   |  |
| Total Votes Cast         | 813   | 100.00% |  |
| Contest Totals           | 825   |         |   |

201

ATTORNEY GENERAL

Vote For 1

|                          | TOTAL | VOTE %  |  |
|--------------------------|-------|---------|--|
| REP CHATTAH, SIGAL       | 344   | 42.31%  |  |
| DEM FORD, AARON D.       | 392   | 48.22%  |  |
| LPN KENNEDY, JOHN T.     | 35    | 4.30%   |  |
| NONE OF THESE CANDIDATES | 42    | 5.17%   |  |
| Total Votes Cast         | 813   | 100.00% |  |
| Contest Totals           | 825   |         |  |

STATE SENATE, DISTRICT 16

Vote For 1

|                   | TOTAL | VOTE %  |  |
|-------------------|-------|---------|--|
| REP KRASNER, LISA | 463   | 57.30%  |  |
| DEM SIMS, AARON   | 345   | 42.70%  |  |
| Total Votes Cast  | 808   | 100.00% |  |
| Contest Totals    | 825   |         |  |

STATE ASSEMBLY, DISTRICT 40

Vote For 1

|                          | TOTAL | VOTE %  |  |
|--------------------------|-------|---------|--|
| DEM MCDANIEL, SHANNON C. | 345   | 42.28%  |  |
| REP O'NEILL, PHILIP "PK" | 443   | 54.29%  |  |
| LPN TOLL, SAM            | 28    | 3.43%   |  |
| Total Votes Cast         | 816   | 100.00% |  |
| Contest Totals           | 825   |         |  |

JUSTICE OF THE SUPREME COURT, SEAT A

Vote For 1

|                          | TOTAL | VOTE %  |  |
|--------------------------|-------|---------|--|
| NP BELL, LINDA           | 563   | 74.18%  |  |
| NONE OF THESE CANDIDATES | 196   | 25.82%  |  |
| Total Votes Cast         | 759   | 100.00% |  |
| Contest Totals           | 825   |         |  |

JUSTICE OF THE SUPREME COURT, SEAT E





Vote For 1

|                          | TOTAL | VOTE %  |  |
|--------------------------|-------|---------|--|
| NP PARRAGUIRRE, RON D.   | 558   | 74.01%  |  |
| NONE OF THESE CANDIDATES | 196   | 25.99%  |  |
| Total Votes Cast         | 754   | 100.00% |  |
| Contest Totals           | 825   |         |  |

201




COURT OF APPEALS JUDGE, DEPARTMENT 1

Vote For 1

|                          | TOTAL | VOTE %  |   |
|--------------------------|-------|---------|---|
| NP FORSBERG, RHONDA K.   | 184   | 24.37%  |  |
| NP WESTBROOK, DEBORAH    | 372   | 49.27%  |  |
| NONE OF THESE CANDIDATES | 199   | 26.36%  |  |
| Total Votes Cast         | 755   | 100.00% |  |
| Contest Totals           | 825   |         |   |




COURT OF APPEALS JUDGE, DEPARTMENT 2

Vote For 1

|                          | TOTAL | VOTE %  |   |
|--------------------------|-------|---------|---|
| NP GIBBONS, MICHAEL      | 575   | 76.36%  |  |
| NONE OF THESE CANDIDATES | 178   | 23.64%  |  |
| Total Votes Cast         | 753   | 100.00% |  |
| Contest Totals           | 825   |         |   |




COURT OF APPEALS JUDGE, DEPARTMENT 3

Vote For 1

|                          | TOTAL | VOTE %  |   |
|--------------------------|-------|---------|---|
| NP BULLA, BONNIE         | 541   | 71.94%  |   |
| NONE OF THESE CANDIDATES | 211   | 28.06%  |  |
| Total Votes Cast         | 752   | 100.00% |  |
| Contest Totals           | 825   |         |   |




SCHOOL TRUSTEE, DISTRICT 1

Vote For 1

|                          | TOTAL | VOTE %  |   |
|--------------------------|-------|---------|---|
| NP RAMIREZ, MARIA "LUPE" | 381   | 51.00%  |  |
| NP STINSON, JASON        | 366   | 49.00%  |  |
| Total Votes Cast         | 747   | 100.00% |  |
| Contest Totals           | 825   |         |   |

SCHOOL TRUSTEE, DISTRICT 6




Vote For 1

|                       | TOTAL | VOTE %  |   |
|-----------------------|-------|---------|---|
| NP COBB-ADAMS, SHANNA | 347   | 47.40%  |  |
| NP WALT, MOLLY        | 385   | 52.60%  |  |
| Total Votes Cast      | 732   | 100.00% |  |
| Contest Totals        | 825   |         |   |

201




CLERK-RECORDER

Vote For 1

|                            | TOTAL | VOTE %  |   |
|----------------------------|-------|---------|---|
| NP HOEN, WILLIAM "SCOTT"   | 394   | 52.19%  |  |
| NP WILKE-MCCULLOCH, STACIE | 361   | 47.81%  |  |
| Total Votes Cast           | 755   | 100.00% |  |
| Contest Totals             | 825   |         |   |


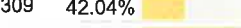

BOARD OF SUPERVISORS, WARD 1

Vote For 1

|                   | TOTAL | VOTE %  |   |
|-------------------|-------|---------|---|
| NP BRADSHAW, WADE | 338   | 45.19%  |  |
| NP GIOMI, STACEY  | 410   | 54.81%  |  |
| Total Votes Cast  | 748   | 100.00% |  |
| Contest Totals    | 825   |         |   |

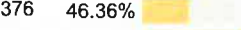
BOARD OF SUPERVISORS, WARD 3

Vote For 1

|                    | TOTAL | VOTE %  |   |
|--------------------|-------|---------|---|
| NP HORTON, CURTIS  | 426   | 57.96%  |    |
| NP WELLS, JAMES R. | 309   | 42.04%  |   |
| Total Votes Cast   | 735   | 100.00% |  |
| Contest Totals     | 825   |         |   |




QUESTION NO. 1

Vote For 1

|                  | TOTAL | VOTE %  |   |
|------------------|-------|---------|---|
| YES              | 435   | 53.64%  |  |
| NO               | 376   | 46.36%  |  |
| Total Votes Cast | 811   | 100.00% |  |
| Contest Totals   | 825   |         |   |



QUESTION NO. 2

Vote For 1

|                  | TOTAL | VOTE %  |   |
|------------------|-------|---------|---|
| YES              | 408   | 50.31%  |  |
| NO               | 403   | 49.69%  |  |
| Total Votes Cast | 811   | 100.00% |  |
| Contest Totals   | 825   |         |   |

QUESTION NO. 3

Vote For 1

|                  | TOTAL | VOTE %  |   |
|------------------|-------|---------|---|
| YES              | 469   | 57.83%  |  |
| NO               | 342   | 42.17%  |  |
| Total Votes Cast | 811   | 100.00% |  |
| Contest Totals   | 825   |         |   |



201

---

QUESTION NO. CC 1

Vote For 1

|                  | TOTAL | VOTE %  |   |
|------------------|-------|---------|---|
| YES              | 502   | 61.37%  |  |
| NO               | 316   | 38.63%  |  |
| Total Votes Cast | 818   | 100.00% |  |
| Contest Totals   | 825   |         |   |

203

**Statistics** TOTAL

|                           |        |
|---------------------------|--------|
| Registered Voters - Total | 1,769  |
| Ballots Cast - Total      | 1,029  |
| Voter Turnout - Total     | 58.17% |

**UNITED STATES SENATE**

Vote For 1

|                             | TOTAL | VOTE %  |  |
|-----------------------------|-------|---------|--|
| DEM CORTEZ MASTO, CATHERINE | 500   | 48.73%  | <div style="width: 48.73%;"><div style="width: 48.73%;"></div></div>   |
| REP LAXALT, ADAM PAUL       | 489   | 47.66%  | <div style="width: 47.66%;"><div style="width: 47.66%;"></div></div>   |
| NPP LINDEMANN, BARRY        | 14    | 1.36%   | <div style="width: 1.36%;"><div style="width: 1.36%;"></div></div>     |
| IAP RUBINSON, BARRY         | 7     | 0.68%   | <div style="width: 0.68%;"><div style="width: 0.68%;"></div></div>     |
| LPN SCOTT, NEIL             | 4     | 0.39%   | <div style="width: 0.39%;"><div style="width: 0.39%;"></div></div>     |
| NONE OF THESE CANDIDATES    | 12    | 1.17%   | <div style="width: 1.17%;"><div style="width: 1.17%;"></div></div>     |
| Total Votes Cast            | 1,026 | 100.00% | <div style="width: 100.00%;"><div style="width: 100.00%;"></div></div> |
| Contest Totals              | 1,029 |         |  |

**US REPRESENTATIVE IN CONGRESS DISTRICT 2**

Vote For 1

|                       | TOTAL | VOTE %  |  |
|-----------------------|-------|---------|--|
| REP AMODEI, MARK E.   | 543   | 53.08%  | <div style="width: 53.08%;"><div style="width: 53.08%;"></div></div>   |
| LPN BABER, DARRYL     | 11    | 1.08%   | <div style="width: 1.08%;"><div style="width: 1.08%;"></div></div>     |
| IAP BEST, RUSSELL     | 20    | 1.96%   | <div style="width: 1.96%;"><div style="width: 1.96%;"></div></div>     |
| DEM KRAUSE, ELIZABETH | 449   | 43.89%  | <div style="width: 43.89%;"><div style="width: 43.89%;"></div></div>   |
| Total Votes Cast      | 1,023 | 100.00% | <div style="width: 100.00%;"><div style="width: 100.00%;"></div></div> |
| Contest Totals        | 1,029 |         |  |

**GOVERNOR**

Vote For 1

|                          | TOTAL | VOTE %  |  |
|--------------------------|-------|---------|--|
| IAP BRIDGES, ED          | 14    | 1.36%   | <div style="width: 1.36%;"><div style="width: 1.36%;"></div></div>     |
| LPN DAVIS, BRANDON       | 16    | 1.56%   | <div style="width: 1.56%;"><div style="width: 1.56%;"></div></div>     |
| REP LOMBARDO, JOE        | 492   | 47.95%  | <div style="width: 47.95%;"><div style="width: 47.95%;"></div></div>   |
| DEM SISOLAK, STEVE       | 487   | 47.47%  | <div style="width: 47.47%;"><div style="width: 47.47%;"></div></div>   |
| NONE OF THESE CANDIDATES | 17    | 1.66%   | <div style="width: 1.66%;"><div style="width: 1.66%;"></div></div>     |
| Total Votes Cast         | 1,026 | 100.00% | <div style="width: 100.00%;"><div style="width: 100.00%;"></div></div> |
| Contest Totals           | 1,029 |         |  |

Precinct Summary Results Report  
 General Election  
 November 8, 2022








OFFICIAL RESULTS

CARSON CITY

203







LIEUTENANT GOVERNOR

Vote For 1

|                                | TOTAL | VOTE %  |   |
|--------------------------------|-------|---------|---|
| REP ANTHONY, STAVROS           | 499   | 48.78%  |  |
| DEM CANO BURKHEAD, ELIZABETH   | 464   | 45.36%  |  |
| NPP DELAP, JOHN "TREY"         | 11    | 1.08%   |  |
| IAP HOGE, WILLIAM              | 15    | 1.47%   |  |
| LPN TACHIQUIN, JAVI "TRUJILLO" | 15    | 1.47%   |  |
| NONE OF THESE CANDIDATES       | 19    | 1.86%   |  |
| Total Votes Cast               | 1,023 | 100.00% |  |
| Contest Totals                 | 1,029 |         |   |







SECRETARY OF STATE

Vote For 1

|                                | TOTAL | VOTE %  |  |
|--------------------------------|-------|---------|--|
| DEM AGUILAR, FRANCISCO "CISCO" | 510   | 50.10%  |   |
| LPN CRANE, ROSS                | 8     | 0.79%   |   |
| IAP HANSEN, JANINE             | 37    | 3.63%   |   |
| REP MARCHANT, JIM              | 446   | 43.81%  |   |
| NONE OF THESE CANDIDATES       | 17    | 1.67%   |   |
| Total Votes Cast               | 1,018 | 100.00% |  |
| Contest Totals                 | 1,029 |         |  |






STATE TREASURER

Vote For 1

|                           | TOTAL | VOTE %  |   |
|---------------------------|-------|---------|---|
| DEM CONINE, ZACH          | 496   | 48.39%  |  |
| LPN ELLIOTT, BRYAN        | 11    | 1.07%   |  |
| REP FIORE, MICHELE        | 477   | 46.54%  |  |
| IAP HENDRICKSON, MARGARET | 23    | 2.24%   |  |
| NONE OF THESE CANDIDATES  | 18    | 1.76%   |  |
| Total Votes Cast          | 1,025 | 100.00% |  |
| Contest Totals            | 1,029 |         |   |

STATE CONTROLLER

Vote For 1

|                          | TOTAL | VOTE %  |   |
|--------------------------|-------|---------|---|
| REP MATTHEWS, ANDY       | 506   | 49.46%  |  |
| LPN PROFETA, JED W.      | 25    | 2.44%   |  |
| DEM SPIEGEL, ELLEN       | 471   | 46.04%  |  |
| NONE OF THESE CANDIDATES | 21    | 2.05%   |  |
| Total Votes Cast         | 1,023 | 100.00% |  |
| Contest Totals           | 1,029 |         |   |

Precinct Summary Results Report  
 General Election  
 November 8, 2022

OFFICIAL RESULTS

CARSON CITY

203

ATTORNEY GENERAL

Vote For 1

|                          | TOTAL | VOTE %  |  |
|--------------------------|-------|---------|--|
| REP CHATTAH, SIGAL       | 412   | 40.23%  |  |
| DEM FORD, AARON D.       | 528   | 51.56%  |  |
| LPN KENNEDY, JOHN T.     | 44    | 4.30%   |  |
| NONE OF THESE CANDIDATES | 40    | 3.91%   |  |
| Total Votes Cast         | 1,024 | 100.00% |  |
| Contest Totals           | 1,029 |         |  |

STATE SENATE, DISTRICT 16

Vote For 1

|                   | TOTAL | VOTE %  |  |
|-------------------|-------|---------|--|
| REP KRASNER, LISA | 522   | 51.84%  |  |
| DEM SIMS, AARON   | 485   | 48.16%  |  |
| Total Votes Cast  | 1,007 | 100.00% |  |
| Contest Totals    | 1,029 |         |  |

STATE ASSEMBLY, DISTRICT 40

Vote For 1

|                          | TOTAL | VOTE %  |  |
|--------------------------|-------|---------|--|
| DEM MCDANIEL, SHANNON C. | 476   | 46.99%  |  |
| REP O'NEILL, PHILIP "PK" | 516   | 50.94%  |  |
| LPN TOLL, SAM            | 21    | 2.07%   |  |
| Total Votes Cast         | 1,013 | 100.00% |  |
| Contest Totals           | 1,029 |         |  |

JUSTICE OF THE SUPREME COURT, SEAT A

Vote For 1

|                          | TOTAL | VOTE %  |  |
|--------------------------|-------|---------|--|
| NP BELL, LINDA           | 731   | 77.68%  |  |
| NONE OF THESE CANDIDATES | 210   | 22.32%  |  |
| Total Votes Cast         | 941   | 100.00% |  |
| Contest Totals           | 1,029 |         |  |

JUSTICE OF THE SUPREME COURT, SEAT E

Vote For 1

|                          | TOTAL | VOTE %  |  |
|--------------------------|-------|---------|--|
| NP PARRAGUIRRE, RON D.   | 725   | 77.21%  |  |
| NONE OF THESE CANDIDATES | 214   | 22.79%  |  |
| Total Votes Cast         | 939   | 100.00% |  |
| Contest Totals           | 1,029 |         |  |

203

COURT OF APPEALS JUDGE, DEPARTMENT 1

Vote For 1

|                          | TOTAL | VOTE %  |  |
|--------------------------|-------|---------|--|
| NP FORSBERG, RHONDA K.   | 238   | 25.37%  |  |
| NP WESTBROOK, DEBORAH    | 488   | 52.03%  |  |
| NONE OF THESE CANDIDATES | 212   | 22.60%  |  |
| Total Votes Cast         | 938   | 100.00% |  |
| Contest Totals           | 1,029 |         |  |

COURT OF APPEALS JUDGE, DEPARTMENT 2

Vote For 1

|                          | TOTAL | VOTE %  |  |
|--------------------------|-------|---------|--|
| NP GIBBONS, MICHAEL      | 733   | 78.73%  |  |
| NONE OF THESE CANDIDATES | 198   | 21.27%  |  |
| Total Votes Cast         | 931   | 100.00% |  |
| Contest Totals           | 1,029 |         |  |

COURT OF APPEALS JUDGE, DEPARTMENT 3

Vote For 1

|                          | TOTAL | VOTE %  |  |
|--------------------------|-------|---------|--|
| NP BULLA, BONNIE         | 706   | 76.32%  |  |
| NONE OF THESE CANDIDATES | 219   | 23.68%  |  |
| Total Votes Cast         | 925   | 100.00% |  |
| Contest Totals           | 1,029 |         |  |

SCHOOL TRUSTEE, DISTRICT 1

Vote For 1

|                          | TOTAL | VOTE %  |  |
|--------------------------|-------|---------|--|
| NP RAMIREZ, MARIA "LUPE" | 562   | 59.16%  |  |
| NP STINSON, JASON        | 388   | 40.84%  |  |
| Total Votes Cast         | 950   | 100.00% |  |
| Contest Totals           | 1,029 |         |  |

SCHOOL TRUSTEE, DISTRICT 6




Vote For 1

|                       | TOTAL | VOTE %  |  |
|-----------------------|-------|---------|--|
| NP COBB-ADAMS, SHANNA | 398   | 42.80%  |  |
| NP WALT, MOLLY        | 532   | 57.20%  |  |
| Total Votes Cast      | 930   | 100.00% |  |
| Contest Totals        | 1,029 |         |  |

203

CLERK-RECORDER

Vote For 1

|                            | TOTAL | VOTE %  |   |
|----------------------------|-------|---------|---|
| NP HOEN, WILLIAM "SCOTT"   | 415   | 43.73%  |  |
| NP WILKE-MCCULLOCH, STACIE | 534   | 56.27%  |  |
| Total Votes Cast           | 949   | 100.00% |  |
| Contest Totals             | 1,029 |         |   |




BOARD OF SUPERVISORS, WARD 1

Vote For 1

|                   | TOTAL | VOTE %  |   |
|-------------------|-------|---------|---|
| NP BRADSHAW, WADE | 364   | 38.20%  |  |
| NP GIOMI, STACEY  | 589   | 61.80%  |  |
| Total Votes Cast  | 953   | 100.00% |  |
| Contest Totals    | 1,029 |         |   |

BOARD OF SUPERVISORS, WARD 3

Vote For 1

|                    | TOTAL | VOTE %  |   |
|--------------------|-------|---------|---|
| NP HORTON, CURTIS  | 533   | 57.56%  |    |
| NP WELLS, JAMES R. | 393   | 42.44%  |   |
| Total Votes Cast   | 926   | 100.00% |  |
| Contest Totals     | 1,029 |         |   |

QUESTION NO. 1

Vote For 1

|                  | TOTAL | VOTE %  |   |
|------------------|-------|---------|---|
| YES              | 565   | 56.39%  |  |
| NO               | 437   | 43.61%  |  |
| Total Votes Cast | 1,002 | 100.00% |  |
| Contest Totals   | 1,029 |         |   |


QUESTION NO. 2

Vote For 1

|                  | TOTAL | VOTE %  |   |
|------------------|-------|---------|---|
| YES              | 521   | 52.20%  |  |
| NO               | 477   | 47.80%  |  |
| Total Votes Cast | 998   | 100.00% |  |
| Contest Totals   | 1,029 |         |   |

QUESTION NO. 3

Vote For 1




|                  | TOTAL | VOTE %  |   |
|------------------|-------|---------|---|
| YES              | 534   | 53.03%  |  |
| NO               | 473   | 46.97%  |  |
| Total Votes Cast | 1,007 | 100.00% |  |
| Contest Totals   | 1,029 |         |   |

203

---

QUESTION NO. CC 1

Vote For 1








|                  | TOTAL | VOTE %  |   |
|------------------|-------|---------|---|
| YES              | 634   | 62.52%  |  |
| NO               | 380   | 37.48%  |  |
| Total Votes Cast | 1,014 | 100.00% |  |
| Contest Totals   | 1,029 |         |   |

205

| Statistics                | TOTAL  |
|---------------------------|--------|
| Registered Voters - Total | 1,733  |
| Ballots Cast - Total      | 1,071  |
| Voter Turnout - Total     | 61.80% |






UNITED STATES SENATE

Vote For 1

|                             | TOTAL | VOTE %  |   |
|-----------------------------|-------|---------|---|
| DEM CORTEZ MASTO, CATHERINE | 489   | 45.83%  |    |
| REP LAXALT, ADAM PAUL       | 543   | 50.89%  |    |
| NPP LINDEMANN, BARRY        | 14    | 1.31%   |   |
| IAP RUBINSON, BARRY         | 4     | 0.37%   |  |
| LPN SCOTT, NEIL             | 10    | 0.94%   |  |
| NONE OF THESE CANDIDATES    | 7     | 0.66%   |  |
| Total Votes Cast            | 1,067 | 100.00% |  |
| Contest Totals              | 1,071 |         |   |







US REPRESENTATIVE IN CONGRESS DISTRICT 2

Vote For 1

|                       | TOTAL | VOTE %  |  |
|-----------------------|-------|---------|--|
| REP AMODEI, MARK E.   | 621   | 58.31%  |  |
| LPN BABER, DARRYL     | 13    | 1.22%   |  |
| IAP BEST, RUSSELL     | 13    | 1.22%   |  |
| DEM KRAUSE, ELIZABETH | 418   | 39.25%  |  |
| Total Votes Cast      | 1,065 | 100.00% |  |
| Contest Totals        | 1,071 |         |  |

GOVERNOR

Vote For 1








|                          | TOTAL | VOTE %  |   |
|--------------------------|-------|---------|---|
| IAP BRIDGES, ED          | 14    | 1.32%   |  |
| LPN DAVIS, BRANDON       | 23    | 2.16%   |  |
| REP LOMBARDO, JOE        | 575   | 54.04%  |  |
| DEM SISOLAK, STEVE       | 439   | 41.26%  |  |
| NONE OF THESE CANDIDATES | 13    | 1.22%   |  |
| Total Votes Cast         | 1,064 | 100.00% |  |
| Contest Totals           | 1,071 |         |   |



205







LIEUTENANT GOVERNOR

Vote For 1

|                                | TOTAL | VOTE %  |   |
|--------------------------------|-------|---------|---|
| REP ANTHONY, STAVROS           | 561   | 52.97%  |  |
| DEM CANO BURKHEAD, ELIZABETH   | 436   | 41.17%  |  |
| NPP DELAP, JOHN "TREY"         | 15    | 1.42%   |  |
| IAP HOGE, WILLIAM              | 10    | 0.94%   |  |
| LPN TACHIQUIN, JAVI "TRUJILLO" | 16    | 1.51%   |  |
| NONE OF THESE CANDIDATES       | 21    | 1.98%   |  |
| Total Votes Cast               | 1,059 | 100.00% |  |
| Contest Totals                 | 1,071 |         |   |







SECRETARY OF STATE

Vote For 1

|                                | TOTAL | VOTE %  |   |
|--------------------------------|-------|---------|---|
| DEM AGUILAR, FRANCISCO "CISCO" | 492   | 46.50%  |  |
| LPN CRANE, ROSS                | 12    | 1.13%   |  |
| IAP HANSEN, JANINE             | 18    | 1.70%   |  |
| REP MARCHANT, JIM              | 526   | 49.72%  |  |
| NONE OF THESE CANDIDATES       | 10    | 0.95%   |  |
| Total Votes Cast               | 1,058 | 100.00% |  |
| Contest Totals                 | 1,071 |         |   |






STATE TREASURER

Vote For 1

|                           | TOTAL | VOTE %  |   |
|---------------------------|-------|---------|---|
| DEM CONINE, ZACH          | 470   | 44.55%  |  |
| LPN ELLIOTT, BRYAN        | 26    | 2.46%   |  |
| REP FIORE, MICHELE        | 524   | 49.67%  |  |
| IAP HENDRICKSON, MARGARET | 17    | 1.61%   |  |
| NONE OF THESE CANDIDATES  | 18    | 1.71%   |  |
| Total Votes Cast          | 1,055 | 100.00% |  |
| Contest Totals            | 1,071 |         |   |

STATE CONTROLLER

Vote For 1

|                          | TOTAL | VOTE %  |   |
|--------------------------|-------|---------|---|
| REP MATTHEWS, ANDY       | 575   | 54.55%  |  |
| LPN PROFETA, JED W.      | 15    | 1.42%   |  |
| DEM SPIEGEL, ELLEN       | 431   | 40.89%  |  |
| NONE OF THESE CANDIDATES | 33    | 3.13%   |  |
| Total Votes Cast         | 1,054 | 100.00% |  |
| Contest Totals           | 1,071 |         |   |

205

ATTORNEY GENERAL

Vote For 1

|                          | TOTAL | VOTE %  |  |
|--------------------------|-------|---------|--|
| REP CHATTAH, SIGAL       | 438   | 41.36%  |  |
| DEM FORD, AARON D.       | 521   | 49.20%  |  |
| LPN KENNEDY, JOHN T.     | 52    | 4.91%   |  |
| NONE OF THESE CANDIDATES | 48    | 4.53%   |  |
| Total Votes Cast         | 1,059 | 100.00% |  |
| Contest Totals           | 1,071 |         |  |

STATE SENATE, DISTRICT 16

Vote For 1

|                   | TOTAL | VOTE %  |  |
|-------------------|-------|---------|--|
| REP KRASNER, LISA | 606   | 58.10%  |  |
| DEM SIMS, AARON   | 437   | 41.90%  |  |
| Total Votes Cast  | 1,043 | 100.00% |  |
| Contest Totals    | 1,071 |         |  |

STATE ASSEMBLY, DISTRICT 40

Vote For 1

|                          | TOTAL | VOTE %  |  |
|--------------------------|-------|---------|--|
| DEM MCDANIEL, SHANNON C. | 418   | 39.92%  |  |
| REP O'NEILL, PHILIP "PK" | 594   | 56.73%  |  |
| LPN TOLL, SAM            | 35    | 3.34%   |  |
| Total Votes Cast         | 1,047 | 100.00% |  |
| Contest Totals           | 1,071 |         |  |

JUSTICE OF THE SUPREME COURT, SEAT A

Vote For 1

|                          | TOTAL | VOTE %  |  |
|--------------------------|-------|---------|--|
| NP BELL, LINDA           | 740   | 75.90%  |  |
| NONE OF THESE CANDIDATES | 235   | 24.10%  |  |
| Total Votes Cast         | 975   | 100.00% |  |
| Contest Totals           | 1,071 |         |  |

JUSTICE OF THE SUPREME COURT, SEAT E

Vote For 1

|                          | TOTAL | VOTE %  |  |
|--------------------------|-------|---------|--|
| NP PARRAGUIRRE, RON D.   | 752   | 76.73%  |  |
| NONE OF THESE CANDIDATES | 228   | 23.27%  |  |
| Total Votes Cast         | 980   | 100.00% |  |
| Contest Totals           | 1,071 |         |  |

205

COURT OF APPEALS JUDGE, DEPARTMENT 1

Vote For 1

|                          | TOTAL | VOTE %  |  |
|--------------------------|-------|---------|--|
| NP FORSBERG, RHONDA K.   | 251   | 25.64%  |  |
| NP WESTBROOK, DEBORAH    | 490   | 50.05%  |  |
| NONE OF THESE CANDIDATES | 238   | 24.31%  |  |
| Total Votes Cast         | 979   | 100.00% |  |
| Contest Totals           | 1,071 |         |  |

COURT OF APPEALS JUDGE, DEPARTMENT 2

Vote For 1

|                          | TOTAL | VOTE %  |  |
|--------------------------|-------|---------|--|
| NP GIBBONS, MICHAEL      | 748   | 76.88%  |  |
| NONE OF THESE CANDIDATES | 225   | 23.12%  |  |
| Total Votes Cast         | 973   | 100.00% |  |
| Contest Totals           | 1,071 |         |  |

COURT OF APPEALS JUDGE, DEPARTMENT 3

Vote For 1

|                          | TOTAL | VOTE %  |  |
|--------------------------|-------|---------|--|
| NP BULLA, BONNIE         | 702   | 72.75%  |  |
| NONE OF THESE CANDIDATES | 263   | 27.25%  |  |
| Total Votes Cast         | 965   | 100.00% |  |
| Contest Totals           | 1,071 |         |  |

SCHOOL TRUSTEE, DISTRICT 1

Vote For 1

|                          | TOTAL | VOTE %  |  |
|--------------------------|-------|---------|--|
| NP RAMIREZ, MARIA "LUPE" | 573   | 58.95%  |  |
| NP STINSON, JASON        | 399   | 41.05%  |  |
| Total Votes Cast         | 972   | 100.00% |  |
| Contest Totals           | 1,071 |         |  |

SCHOOL TRUSTEE, DISTRICT 6


Vote For 1

|                       | TOTAL | VOTE %  |  |
|-----------------------|-------|---------|--|
| NP COBB-ADAMS, SHANNA | 393   | 41.99%  |  |
| NP WALT, MOLLY        | 543   | 58.01%  |  |
| Total Votes Cast      | 936   | 100.00% |  |
| Contest Totals        | 1,071 |         |  |

205

CLERK-RECORDER

Vote For 1

|                            | TOTAL | VOTE %  |   |
|----------------------------|-------|---------|---|
| NP HOEN, WILLIAM "SCOTT"   | 481   | 50.31%  |  |
| NP WILKE-MCCULLOCH, STACIE | 475   | 49.69%  |  |
| Total Votes Cast           | 956   | 100.00% |  |
| Contest Totals             | 1,071 |         |   |




BOARD OF SUPERVISORS, WARD 1

Vote For 1

|                   | TOTAL | VOTE %  |   |
|-------------------|-------|---------|---|
| NP BRADSHAW, WADE | 372   | 39.24%  |  |
| NP GIOMI, STACEY  | 576   | 60.76%  |  |
| Total Votes Cast  | 948   | 100.00% |  |
| Contest Totals    | 1,071 |         |   |

BOARD OF SUPERVISORS, WARD 3

Vote For 1

|                    | TOTAL | VOTE %  |   |
|--------------------|-------|---------|---|
| NP HORTON, CURTIS  | 546   | 58.09%  |    |
| NP WELLS, JAMES R. | 394   | 41.91%  |   |
| Total Votes Cast   | 940   | 100.00% |  |
| Contest Totals     | 1,071 |         |   |




QUESTION NO. 1

Vote For 1

|                  | TOTAL | VOTE %  |   |
|------------------|-------|---------|---|
| YES              | 564   | 53.92%  |  |
| NO               | 482   | 46.08%  |  |
| Total Votes Cast | 1,046 | 100.00% |  |
| Contest Totals   | 1,071 |         |   |

QUESTION NO. 2

Vote For 1

|                  | TOTAL | VOTE %  |   |
|------------------|-------|---------|---|
| YES              | 522   | 49.90%  |  |
| NO               | 524   | 50.10%  |  |
| Total Votes Cast | 1,046 | 100.00% |  |
| Contest Totals   | 1,071 |         |   |

QUESTION NO. 3

Vote For 1




|                  | TOTAL | VOTE %  |   |
|------------------|-------|---------|---|
| YES              | 545   | 52.15%  |  |
| NO               | 500   | 47.85%  |  |
| Total Votes Cast | 1,045 | 100.00% |  |
| Contest Totals   | 1,071 |         |   |

205

---

QUESTION NO. CC 1

Vote For 1

|                  | TOTAL | VOTE %  |   |
|------------------|-------|---------|---|
| YES              | 670   | 63.45%  |  |
| NO               | 386   | 36.55%  |  |
| Total Votes Cast | 1,056 | 100.00% |  |
| Contest Totals   | 1,071 |         |   |

207

**Statistics** TOTAL

|                           |        |
|---------------------------|--------|
| Registered Voters - Total | 1,635  |
| Ballots Cast - Total      | 895    |
| Voter Turnout - Total     | 54.74% |

**UNITED STATES SENATE**

Vote For 1

|                             | TOTAL | VOTE %  |   |
|-----------------------------|-------|---------|---|
| DEM CORTEZ MASTO, CATHERINE | 376   | 42.15%  | <div style="width: 42.15%; background-color: #FFD700; border: 1px solid #ccc;"></div> |
| REP LAXALT, ADAM PAUL       | 470   | 52.69%  | <div style="width: 52.69%; background-color: #FFD700; border: 1px solid #ccc;"></div> |
| NPP LINDEMANN, BARRY        | 5     | 0.56%   | <div style="width: 0.56%; background-color: #FFD700; border: 1px solid #ccc;"></div>  |
| IAP RUBINSON, BARRY         | 14    | 1.57%   | <div style="width: 1.57%; background-color: #FFD700; border: 1px solid #ccc;"></div>  |
| LPN SCOTT, NEIL             | 9     | 1.01%   | <div style="width: 1.01%; background-color: #FFD700; border: 1px solid #ccc;"></div>  |
| NONE OF THESE CANDIDATES    | 18    | 2.02%   | <div style="width: 2.02%; background-color: #FFD700; border: 1px solid #ccc;"></div>  |
| Total Votes Cast            | 892   | 100.00% | <div style="width: 100%; background-color: #FFD700; border: 1px solid #ccc;"></div>   |
| Contest Totals              | 895   |         |   |

**US REPRESENTATIVE IN CONGRESS DISTRICT 2**

Vote For 1

|                       | TOTAL | VOTE %  |   |
|-----------------------|-------|---------|---|
| REP AMODEI, MARK E.   | 539   | 60.63%  | <div style="width: 60.63%; background-color: #FFD700; border: 1px solid #ccc;"></div> |
| LPN BABER, DARRYL     | 3     | 0.34%   | <div style="width: 0.34%; background-color: #FFD700; border: 1px solid #ccc;"></div>  |
| IAP BEST, RUSSELL     | 13    | 1.46%   | <div style="width: 1.46%; background-color: #FFD700; border: 1px solid #ccc;"></div>  |
| DEM KRAUSE, ELIZABETH | 334   | 37.57%  | <div style="width: 37.57%; background-color: #FFD700; border: 1px solid #ccc;"></div> |
| Total Votes Cast      | 889   | 100.00% | <div style="width: 100%; background-color: #FFD700; border: 1px solid #ccc;"></div>   |
| Contest Totals        | 895   |         |   |

**GOVERNOR**

Vote For 1

|                          | TOTAL | VOTE %  |   |
|--------------------------|-------|---------|---|
| IAP BRIDGES, ED          | 10    | 1.12%   | <div style="width: 1.12%; background-color: #FFD700; border: 1px solid #ccc;"></div>  |
| LPN DAVIS, BRANDON       | 12    | 1.35%   | <div style="width: 1.35%; background-color: #FFD700; border: 1px solid #ccc;"></div>  |
| REP LOMBARDO, JOE        | 477   | 53.66%  | <div style="width: 53.66%; background-color: #FFD700; border: 1px solid #ccc;"></div> |
| DEM SISOLAK, STEVE       | 363   | 40.83%  | <div style="width: 40.83%; background-color: #FFD700; border: 1px solid #ccc;"></div> |
| NONE OF THESE CANDIDATES | 27    | 3.04%   | <div style="width: 3.04%; background-color: #FFD700; border: 1px solid #ccc;"></div>  |
| Total Votes Cast         | 889   | 100.00% | <div style="width: 100%; background-color: #FFD700; border: 1px solid #ccc;"></div>   |
| Contest Totals           | 895   |         |   |

207

LIEUTENANT GOVERNOR

Vote For 1

|                                | TOTAL | VOTE %  |  |
|--------------------------------|-------|---------|--|
| REP ANTHONY, STAVROS           | 485   | 55.05%  |  |
| DEM CANO BURKHEAD, ELIZABETH   | 337   | 38.25%  |  |
| NPP DELAP, JOHN "TREY"         | 5     | 0.57%   |  |
| IAP HOGE, WILLIAM              | 14    | 1.59%   |  |
| LPN TACHIQUIN, JAVI "TRUJILLO" | 12    | 1.36%   |  |
| NONE OF THESE CANDIDATES       | 28    | 3.18%   |  |
| Total Votes Cast               | 881   | 100.00% |  |
| Contest Totals                 | 895   |         |  |

SECRETARY OF STATE

Vote For 1

|                                | TOTAL | VOTE %  |  |
|--------------------------------|-------|---------|--|
| DEM AGUILAR, FRANCISCO "CISCO" | 383   | 43.23%  |  |
| LPN CRANE, ROSS                | 5     | 0.56%   |  |
| IAP HANSEN, JANINE             | 28    | 3.16%   |  |
| REP MARCHANT, JIM              | 449   | 50.68%  |  |
| NONE OF THESE CANDIDATES       | 21    | 2.37%   |  |
| Total Votes Cast               | 886   | 100.00% |  |
| Contest Totals                 | 895   |         |  |

STATE TREASURER

Vote For 1

|                           | TOTAL | VOTE %  |  |
|---------------------------|-------|---------|--|
| DEM CONINE, ZACH          | 344   | 38.83%  |  |
| LPN ELLIOTT, BRYAN        | 17    | 1.92%   |  |
| REP FIORE, MICHELE        | 469   | 52.93%  |  |
| IAP HENDRICKSON, MARGARET | 22    | 2.48%   |  |
| NONE OF THESE CANDIDATES  | 34    | 3.84%   |  |
| Total Votes Cast          | 886   | 100.00% |  |
| Contest Totals            | 895   |         |  |

STATE CONTROLLER






Vote For 1

|                          | TOTAL | VOTE %  |  |
|--------------------------|-------|---------|--|
| REP MATTHEWS, ANDY       | 492   | 55.78%  |  |
| LPN PROFETA, JED W.      | 11    | 1.25%   |  |
| DEM SPIEGEL, ELLEN       | 340   | 38.55%  |  |
| NONE OF THESE CANDIDATES | 39    | 4.42%   |  |
| Total Votes Cast         | 882   | 100.00% |  |
| Contest Totals           | 895   |         |  |

207


ATTORNEY GENERAL

Vote For 1

|                          | TOTAL | VOTE %  |   |
|--------------------------|-------|---------|---|
| REP CHATTAH, SIGAL       | 372   | 41.99%  |  |
| DEM FORD, AARON D.       | 424   | 47.86%  |  |
| LPN KENNEDY, JOHN T.     | 40    | 4.51%   |  |
| NONE OF THESE CANDIDATES | 50    | 5.64%   |  |
| Total Votes Cast         | 886   | 100.00% |  |
| Contest Totals           | 895   |         |   |





STATE SENATE, DISTRICT 16

Vote For 1

|                   | TOTAL | VOTE %  |   |
|-------------------|-------|---------|---|
| REP KRASNER, LISA | 525   | 60.41%  |  |
| DEM SIMS, AARON   | 344   | 39.59%  |  |
| Total Votes Cast  | 869   | 100.00% |  |
| Contest Totals    | 895   |         |   |

STATE ASSEMBLY, DISTRICT 40

Vote For 1

|                          | TOTAL | VOTE %  |   |
|--------------------------|-------|---------|---|
| DEM MCDANIEL, SHANNON C. | 347   | 39.57%  |  |
| REP O'NEILL, PHILIP "PK" | 511   | 58.27%  |  |
| LPN TOLL, SAM            | 19    | 2.17%   |  |
| Total Votes Cast         | 877   | 100.00% |  |
| Contest Totals           | 895   |         |   |




JUSTICE OF THE SUPREME COURT, SEAT A

Vote For 1

|                          | TOTAL | VOTE %  |   |
|--------------------------|-------|---------|---|
| NP BELL, LINDA           | 623   | 75.33%  |  |
| NONE OF THESE CANDIDATES | 204   | 24.67%  |  |
| Total Votes Cast         | 827   | 100.00% |  |
| Contest Totals           | 895   |         |   |

JUSTICE OF THE SUPREME COURT, SEAT E

Vote For 1

|                          | TOTAL | VOTE %  |   |
|--------------------------|-------|---------|---|
| NP PARRAGUIRRE, RON D.   | 610   | 73.76%  |  |
| NONE OF THESE CANDIDATES | 217   | 26.24%  |  |
| Total Votes Cast         | 827   | 100.00% |  |
| Contest Totals           | 895   |         |   |



207

COURT OF APPEALS JUDGE, DEPARTMENT 1

Vote For 1

|                          | TOTAL | VOTE %  |  |
|--------------------------|-------|---------|--|
| NP FORSBERG, RHONDA K.   | 203   | 24.70%  |  |
| NP WESTBROOK, DEBORAH    | 403   | 49.03%  |  |
| NONE OF THESE CANDIDATES | 216   | 26.28%  |  |
| Total Votes Cast         | 822   | 100.00% |  |
| Contest Totals           | 895   |         |  |

COURT OF APPEALS JUDGE, DEPARTMENT 2

Vote For 1

|                          | TOTAL | VOTE %  |  |
|--------------------------|-------|---------|--|
| NP GIBBONS, MICHAEL      | 625   | 76.41%  |  |
| NONE OF THESE CANDIDATES | 193   | 23.59%  |  |
| Total Votes Cast         | 818   | 100.00% |  |
| Contest Totals           | 895   |         |  |

COURT OF APPEALS JUDGE, DEPARTMENT 3

Vote For 1

|                          | TOTAL | VOTE %  |  |
|--------------------------|-------|---------|--|
| NP BULLA, BONNIE         | 590   | 72.30%  |  |
| NONE OF THESE CANDIDATES | 226   | 27.70%  |  |
| Total Votes Cast         | 816   | 100.00% |  |
| Contest Totals           | 895   |         |  |

SCHOOL TRUSTEE, DISTRICT 1

Vote For 1

|                          | TOTAL | VOTE %  |  |
|--------------------------|-------|---------|--|
| NP RAMIREZ, MARIA "LUPE" | 382   | 48.91%  |  |
| NP STINSON, JASON        | 399   | 51.09%  |  |
| Total Votes Cast         | 781   | 100.00% |  |
| Contest Totals           | 895   |         |  |

SCHOOL TRUSTEE, DISTRICT 6




Vote For 1

|                       | TOTAL | VOTE %  |  |
|-----------------------|-------|---------|--|
| NP COBB-ADAMS, SHANNA | 348   | 46.09%  |  |
| NP WALT, MOLLY        | 407   | 53.91%  |  |
| Total Votes Cast      | 755   | 100.00% |  |
| Contest Totals        | 895   |         |  |

207


CLERK-RECORDER

Vote For 1

|                            | TOTAL | VOTE %  |   |
|----------------------------|-------|---------|---|
| NP HOEN, WILLIAM "SCOTT"   | 404   | 51.33%  |  |
| NP WILKE-MCCULLOCH, STACIE | 383   | 48.67%  |  |
| Total Votes Cast           | 787   | 100.00% |  |
| Contest Totals             | 895   |         |   |



BOARD OF SUPERVISORS, WARD 1

Vote For 1

|                   | TOTAL | VOTE %  |   |
|-------------------|-------|---------|---|
| NP BRADSHAW, WADE | 341   | 43.66%  |  |
| NP GIOMI, STACEY  | 440   | 56.34%  |  |
| Total Votes Cast  | 781   | 100.00% |  |
| Contest Totals    | 895   |         |   |




BOARD OF SUPERVISORS, WARD 3

Vote For 1

|                    | TOTAL | VOTE %  |   |
|--------------------|-------|---------|---|
| NP HORTON, CURTIS  | 433   | 56.38%  |    |
| NP WELLS, JAMES R. | 335   | 43.62%  |   |
| Total Votes Cast   | 768   | 100.00% |  |
| Contest Totals     | 895   |         |   |




QUESTION NO. 1

Vote For 1

|                  | TOTAL | VOTE %  |   |
|------------------|-------|---------|---|
| YES              | 470   | 53.84%  |  |
| NO               | 403   | 46.16%  |  |
| Total Votes Cast | 873   | 100.00% |  |
| Contest Totals   | 895   |         |   |



QUESTION NO. 2

Vote For 1

|                  | TOTAL | VOTE %  |   |
|------------------|-------|---------|---|
| YES              | 447   | 51.26%  |  |
| NO               | 425   | 48.74%  |  |
| Total Votes Cast | 872   | 100.00% |  |
| Contest Totals   | 895   |         |   |

QUESTION NO. 3

Vote For 1




|                  | TOTAL | VOTE %  |   |
|------------------|-------|---------|---|
| YES              | 463   | 52.73%  |  |
| NO               | 415   | 47.27%  |  |
| Total Votes Cast | 878   | 100.00% |  |
| Contest Totals   | 895   |         |   |

207

---

QUESTION NO. CC 1

Vote For 1








|                  | TOTAL | VOTE %  |   |
|------------------|-------|---------|---|
| YES              | 540   | 61.36%  |  |
| NO               | 340   | 38.64%  |  |
| Total Votes Cast | 880   | 100.00% |  |
| Contest Totals   | 895   |         |   |

209

| Statistics                | TOTAL  |
|---------------------------|--------|
| Registered Voters - Total | 1,193  |
| Ballots Cast - Total      | 635    |
| Voter Turnout - Total     | 53.23% |






UNITED STATES SENATE

Vote For 1

|                             | TOTAL | VOTE %  |   |
|-----------------------------|-------|---------|---|
| DEM CORTEZ MASTO, CATHERINE | 282   | 44.62%  |  |
| REP LAXALT, ADAM PAUL       | 309   | 48.89%  |  |
| NPP LINDEMANN, BARRY        | 6     | 0.95%   |  |
| IAP RUBINSON, BARRY         | 10    | 1.58%   |  |
| LPN SCOTT, NEIL             | 10    | 1.58%   |  |
| NONE OF THESE CANDIDATES    | 15    | 2.37%   |  |
| Total Votes Cast            | 632   | 100.00% |  |
| Contest Totals              | 635   |         |   |







US REPRESENTATIVE IN CONGRESS DISTRICT 2

Vote For 1

|                       | TOTAL | VOTE %  |   |
|-----------------------|-------|---------|---|
| REP AMODEI, MARK E.   | 355   | 56.08%  |   |
| LPN BABER, DARRYL     | 9     | 1.42%   |  |
| IAP BEST, RUSSELL     | 11    | 1.74%   |  |
| DEM KRAUSE, ELIZABETH | 258   | 40.76%  |  |
| Total Votes Cast      | 633   | 100.00% |  |
| Contest Totals        | 635   |         |   |

GOVERNOR

Vote For 1

|                          | TOTAL | VOTE %  |   |
|--------------------------|-------|---------|---|
| IAP BRIDGES, ED          | 8     | 1.27%   |  |
| LPN DAVIS, BRANDON       | 16    | 2.53%   |  |
| REP LOMBARDO, JOE        | 312   | 49.37%  |  |
| DEM SISOLAK, STEVE       | 273   | 43.20%  |  |
| NONE OF THESE CANDIDATES | 23    | 3.64%   |  |
| Total Votes Cast         | 632   | 100.00% |  |
| Contest Totals           | 635   |         |   |

209

LIEUTENANT GOVERNOR

Vote For 1

|                                | TOTAL | VOTE %  |  |
|--------------------------------|-------|---------|--|
| REP ANTHONY, STAVROS           | 318   | 50.48%  |  |
| DEM CANO BURKHEAD, ELIZABETH   | 261   | 41.43%  |  |
| NPP DELAP, JOHN "TREY"         | 5     | 0.79%   |  |
| IAP HOGE, WILLIAM              | 9     | 1.43%   |  |
| LPN TACHIQUIN, JAVI "TRUJILLO" | 13    | 2.06%   |  |
| NONE OF THESE CANDIDATES       | 24    | 3.81%   |  |
| Total Votes Cast               | 630   | 100.00% |  |
| Contest Totals                 | 635   |         |  |

SECRETARY OF STATE

Vote For 1

|                                | TOTAL | VOTE %  |  |
|--------------------------------|-------|---------|--|
| DEM AGUILAR, FRANCISCO "CISCO" | 288   | 45.79%  |  |
| LPN CRANE, ROSS                | 7     | 1.11%   |  |
| IAP HANSEN, JANINE             | 20    | 3.18%   |  |
| REP MARCHANT, JIM              | 302   | 48.01%  |  |
| NONE OF THESE CANDIDATES       | 12    | 1.91%   |  |
| Total Votes Cast               | 629   | 100.00% |  |
| Contest Totals                 | 635   |         |  |

STATE TREASURER

Vote For 1

|                           | TOTAL | VOTE %  |  |
|---------------------------|-------|---------|--|
| DEM CONINE, ZACH          | 273   | 43.20%  |  |
| LPN ELLIOTT, BRYAN        | 7     | 1.11%   |  |
| REP FIORE, MICHELE        | 320   | 50.63%  |  |
| IAP HENDRICKSON, MARGARET | 14    | 2.22%   |  |
| NONE OF THESE CANDIDATES  | 18    | 2.85%   |  |
| Total Votes Cast          | 632   | 100.00% |  |
| Contest Totals            | 635   |         |  |

STATE CONTROLLER

Vote For 1

|                          | TOTAL | VOTE %  |  |
|--------------------------|-------|---------|--|
| REP MATTHEWS, ANDY       | 330   | 52.38%  |  |
| LPN PROFETA, JED W.      | 12    | 1.90%   |  |
| DEM SPIEGEL, ELLEN       | 269   | 42.70%  |  |
| NONE OF THESE CANDIDATES | 19    | 3.02%   |  |
| Total Votes Cast         | 630   | 100.00% |  |
| Contest Totals           | 635   |         |  |

209

ATTORNEY GENERAL

Vote For 1

|                          | TOTAL | VOTE %  |  |
|--------------------------|-------|---------|--|
| REP CHATTAH, SIGAL       | 268   | 42.47%  |  |
| DEM FORD, AARON D.       | 301   | 47.70%  |  |
| LPN KENNEDY, JOHN T.     | 37    | 5.86%   |  |
| NONE OF THESE CANDIDATES | 25    | 3.96%   |  |
| Total Votes Cast         | 631   | 100.00% |  |
| Contest Totals           | 635   |         |  |

STATE SENATE, DISTRICT 16

Vote For 1

|                   | TOTAL | VOTE %  |  |
|-------------------|-------|---------|--|
| REP KRASNER, LISA | 354   | 56.91%  |  |
| DEM SIMS, AARON   | 268   | 43.09%  |  |
| Total Votes Cast  | 622   | 100.00% |  |
| Contest Totals    | 635   |         |  |

STATE ASSEMBLY, DISTRICT 40

Vote For 1

|                          | TOTAL | VOTE %  |  |
|--------------------------|-------|---------|--|
| DEM MCDANIEL, SHANNON C. | 266   | 42.56%  |  |
| REP O'NEILL, PHILIP "PK" | 340   | 54.40%  |  |
| LPN TOLL, SAM            | 19    | 3.04%   |  |
| Total Votes Cast         | 625   | 100.00% |  |
| Contest Totals           | 635   |         |  |

JUSTICE OF THE SUPREME COURT, SEAT A

Vote For 1

|                          | TOTAL | VOTE %  |  |
|--------------------------|-------|---------|--|
| NP BELL, LINDA           | 456   | 76.25%  |  |
| NONE OF THESE CANDIDATES | 142   | 23.75%  |  |
| Total Votes Cast         | 598   | 100.00% |  |
| Contest Totals           | 635   |         |  |

JUSTICE OF THE SUPREME COURT, SEAT E

Vote For 1

|                          | TOTAL | VOTE %  |  |
|--------------------------|-------|---------|--|
| NP PARRAGUIRRE, RON D.   | 458   | 76.85%  |  |
| NONE OF THESE CANDIDATES | 138   | 23.15%  |  |
| Total Votes Cast         | 596   | 100.00% |  |
| Contest Totals           | 635   |         |  |

209

COURT OF APPEALS JUDGE, DEPARTMENT 1

Vote For 1

|                          | TOTAL | VOTE %  |  |
|--------------------------|-------|---------|--|
| NP FORSBERG, RHONDA K.   | 141   | 23.70%  |  |
| NP WESTBROOK, DEBORAH    | 313   | 52.60%  |  |
| NONE OF THESE CANDIDATES | 141   | 23.70%  |  |
| Total Votes Cast         | 595   | 100.00% |  |
| Contest Totals           | 635   |         |  |

COURT OF APPEALS JUDGE, DEPARTMENT 2

Vote For 1

|                          | TOTAL | VOTE %  |  |
|--------------------------|-------|---------|--|
| NP GIBBONS, MICHAEL      | 478   | 79.93%  |  |
| NONE OF THESE CANDIDATES | 120   | 20.07%  |  |
| Total Votes Cast         | 598   | 100.00% |  |
| Contest Totals           | 635   |         |  |

COURT OF APPEALS JUDGE, DEPARTMENT 3

Vote For 1

|                          | TOTAL | VOTE %  |  |
|--------------------------|-------|---------|--|
| NP BULLA, BONNIE         | 443   | 73.96%  |  |
| NONE OF THESE CANDIDATES | 156   | 26.04%  |  |
| Total Votes Cast         | 599   | 100.00% |  |
| Contest Totals           | 635   |         |  |

SCHOOL TRUSTEE, DISTRICT 1

Vote For 1

|                          | TOTAL | VOTE %  |  |
|--------------------------|-------|---------|--|
| NP RAMIREZ, MARIA "LUPE" | 325   | 55.46%  |  |
| NP STINSON, JASON        | 261   | 44.54%  |  |
| Total Votes Cast         | 586   | 100.00% |  |
| Contest Totals           | 635   |         |  |

SCHOOL TRUSTEE, DISTRICT 6




Vote For 1

|                       | TOTAL | VOTE %  |  |
|-----------------------|-------|---------|--|
| NP COBB-ADAMS, SHANNA | 273   | 47.48%  |  |
| NP WALT, MOLLY        | 302   | 52.52%  |  |
| Total Votes Cast      | 575   | 100.00% |  |
| Contest Totals        | 635   |         |  |

209



CLERK-RECORDER

Vote For 1

|                            | TOTAL | VOTE %  |   |
|----------------------------|-------|---------|---|
| NP HOEN, WILLIAM "SCOTT"   | 271   | 46.09%  |  |
| NP WILKE-MCCULLOCH, STACIE | 317   | 53.91%  |  |
| Total Votes Cast           | 588   | 100.00% |  |
| Contest Totals             | 635   |         |   |




BOARD OF SUPERVISORS, WARD 1

Vote For 1

|                   | TOTAL | VOTE %  |   |
|-------------------|-------|---------|---|
| NP BRADSHAW, WADE | 255   | 44.12%  |  |
| NP GIOMI, STACEY  | 323   | 55.88%  |  |
| Total Votes Cast  | 578   | 100.00% |  |
| Contest Totals    | 635   |         |   |




BOARD OF SUPERVISORS, WARD 3

Vote For 1

|                    | TOTAL | VOTE %  |   |
|--------------------|-------|---------|---|
| NP HORTON, CURTIS  | 305   | 53.51%  |    |
| NP WELLS, JAMES R. | 265   | 46.49%  |   |
| Total Votes Cast   | 570   | 100.00% |  |
| Contest Totals     | 635   |         |   |




QUESTION NO. 1

Vote For 1

|                  | TOTAL | VOTE %  |   |
|------------------|-------|---------|---|
| YES              | 343   | 54.79%  |  |
| NO               | 283   | 45.21%  |  |
| Total Votes Cast | 626   | 100.00% |  |
| Contest Totals   | 635   |         |   |




QUESTION NO. 2

Vote For 1

|                  | TOTAL | VOTE %  |   |
|------------------|-------|---------|---|
| YES              | 329   | 52.98%  |  |
| NO               | 292   | 47.02%  |  |
| Total Votes Cast | 621   | 100.00% |  |
| Contest Totals   | 635   |         |   |

QUESTION NO. 3

Vote For 1




|                  | TOTAL | VOTE %  |   |
|------------------|-------|---------|---|
| YES              | 340   | 54.40%  |  |
| NO               | 285   | 45.60%  |  |
| Total Votes Cast | 625   | 100.00% |  |
| Contest Totals   | 635   |         |   |



209

---

QUESTION NO. CC 1  
Vote For 1

|                  | TOTAL | VOTE %  |   |
|------------------|-------|---------|---|
| YES              | 376   | 59.97%  |  |
| NO               | 251   | 40.03%  |  |
| Total Votes Cast | 627   | 100.00% |  |
| Contest Totals   | 635   |         |   |








211

**Statistics** TOTAL

|                           |        |
|---------------------------|--------|
| Registered Voters - Total | 1,040  |
| Ballots Cast - Total      | 669    |
| Voter Turnout - Total     | 64.33% |






**UNITED STATES SENATE**

Vote For 1

|                             | TOTAL | VOTE %  |   |
|-----------------------------|-------|---------|---|
| DEM CORTEZ MASTO, CATHERINE | 267   | 39.97%  |  |
| REP LAXALT, ADAM PAUL       | 384   | 57.48%  |  |
| NPP LINDEMANN, BARRY        | 8     | 1.20%   |  |
| IAP RUBINSON, BARRY         | 3     | 0.45%   |  |
| LPN SCOTT, NEIL             | 5     | 0.75%   |  |
| NONE OF THESE CANDIDATES    | 1     | 0.15%   |  |
| Total Votes Cast            | 668   | 100.00% |  |
| Contest Totals              | 669   |         |   |







**US REPRESENTATIVE IN CONGRESS DISTRICT 2**

Vote For 1

|                       | TOTAL | VOTE %  |   |
|-----------------------|-------|---------|---|
| REP AMODEI, MARK E.   | 433   | 65.11%  |   |
| LPN BABER, DARRYL     | 10    | 1.50%   |  |
| IAP BEST, RUSSELL     | 8     | 1.20%   |  |
| DEM KRAUSE, ELIZABETH | 214   | 32.18%  |  |
| Total Votes Cast      | 665   | 100.00% |  |
| Contest Totals        | 669   |         |   |

**GOVERNOR**

Vote For 1

|                          | TOTAL | VOTE %  |   |
|--------------------------|-------|---------|---|
| IAP BRIDGES, ED          | 11    | 1.65%   |  |
| LPN DAVIS, BRANDON       | 13    | 1.95%   |  |
| REP LOMBARDO, JOE        | 385   | 57.72%  |  |
| DEM SISOLAK, STEVE       | 250   | 37.48%  |  |
| NONE OF THESE CANDIDATES | 8     | 1.20%   |  |
| Total Votes Cast         | 667   | 100.00% |  |
| Contest Totals           | 669   |         |   |

211

LIEUTENANT GOVERNOR

Vote For 1

|                                | TOTAL | VOTE %  |  |
|--------------------------------|-------|---------|--|
| REP ANTHONY, STAVROS           | 393   | 59.01%  |  |
| DEM CANO BURKHEAD, ELIZABETH   | 232   | 34.83%  |  |
| NPP DELAP, JOHN "TREY"         | 6     | 0.90%   |  |
| IAP HOGE, WILLIAM              | 7     | 1.05%   |  |
| LPN TACHIQUIN, JAVI "TRUJILLO" | 11    | 1.65%   |  |
| NONE OF THESE CANDIDATES       | 17    | 2.55%   |  |
| Total Votes Cast               | 666   | 100.00% |  |
| Contest Totals                 | 669   |         |  |

SECRETARY OF STATE

Vote For 1

|                                | TOTAL | VOTE %  |  |
|--------------------------------|-------|---------|--|
| DEM AGUILAR, FRANCISCO "CISCO" | 253   | 38.22%  |  |
| LPN CRANE, ROSS                | 10    | 1.51%   |  |
| IAP HANSEN, JANINE             | 12    | 1.81%   |  |
| REP MARCHANT, JIM              | 382   | 57.70%  |  |
| NONE OF THESE CANDIDATES       | 5     | 0.76%   |  |
| Total Votes Cast               | 662   | 100.00% |  |
| Contest Totals                 | 669   |         |  |

STATE TREASURER

Vote For 1

|                           | TOTAL | VOTE %  |  |
|---------------------------|-------|---------|--|
| DEM CONINE, ZACH          | 252   | 37.84%  |  |
| LPN ELLIOTT, BRYAN        | 15    | 2.25%   |  |
| REP FIORE, MICHELE        | 381   | 57.21%  |  |
| IAP HENDRICKSON, MARGARET | 7     | 1.05%   |  |
| NONE OF THESE CANDIDATES  | 11    | 1.65%   |  |
| Total Votes Cast          | 666   | 100.00% |  |
| Contest Totals            | 669   |         |  |

STATE CONTROLLER






Vote For 1

|                          | TOTAL | VOTE %  |  |
|--------------------------|-------|---------|--|
| REP MATTHEWS, ANDY       | 396   | 59.64%  |  |
| LPN PROFETA, JED W.      | 16    | 2.41%   |  |
| DEM SPIEGEL, ELLEN       | 236   | 35.54%  |  |
| NONE OF THESE CANDIDATES | 16    | 2.41%   |  |
| Total Votes Cast         | 664   | 100.00% |  |
| Contest Totals           | 669   |         |  |

211

ATTORNEY GENERAL

Vote For 1

|                          | TOTAL | VOTE %  |   |
|--------------------------|-------|---------|---|
| REP CHATTAH, SIGAL       | 320   | 48.48%  |  |
| DEM FORD, AARON D.       | 285   | 43.18%  |  |
| LPN KENNEDY, JOHN T.     | 31    | 4.70%   |  |
| NONE OF THESE CANDIDATES | 24    | 3.64%   |  |
| Total Votes Cast         | 660   | 100.00% |  |
| Contest Totals           | 669   |         |   |





STATE SENATE, DISTRICT 16

Vote For 1

|                   | TOTAL | VOTE %  |   |
|-------------------|-------|---------|---|
| REP KRASNER, LISA | 422   | 64.04%  |  |
| DEM SIMS, AARON   | 237   | 35.96%  |  |
| Total Votes Cast  | 659   | 100.00% |  |
| Contest Totals    | 669   |         |   |




STATE ASSEMBLY, DISTRICT 40

Vote For 1

|                          | TOTAL | VOTE %  |   |
|--------------------------|-------|---------|---|
| DEM MCDANIEL, SHANNON C. | 220   | 33.38%  |  |
| REP O'NEILL, PHILIP "PK" | 413   | 62.67%  |  |
| LPN TOLL, SAM            | 26    | 3.95%   |  |
| Total Votes Cast         | 659   | 100.00% |  |
| Contest Totals           | 669   |         |   |




JUSTICE OF THE SUPREME COURT, SEAT A

Vote For 1

|                          | TOTAL | VOTE %  |   |
|--------------------------|-------|---------|---|
| NP BELL, LINDA           | 479   | 78.40%  |  |
| NONE OF THESE CANDIDATES | 132   | 21.60%  |  |
| Total Votes Cast         | 611   | 100.00% |  |
| Contest Totals           | 669   |         |   |

JUSTICE OF THE SUPREME COURT, SEAT E

Vote For 1

|                          | TOTAL | VOTE %  |   |
|--------------------------|-------|---------|---|
| NP PARRAGUIRRE, RON D.   | 491   | 80.23%  |  |
| NONE OF THESE CANDIDATES | 121   | 19.77%  |  |
| Total Votes Cast         | 612   | 100.00% |  |
| Contest Totals           | 669   |         |   |

211

COURT OF APPEALS JUDGE, DEPARTMENT 1

Vote For 1

|                          | TOTAL | VOTE %  |  |
|--------------------------|-------|---------|--|
| NP FORSBERG, RHONDA K.   | 149   | 24.83%  |  |
| NP WESTBROOK, DEBORAH    | 303   | 50.50%  |  |
| NONE OF THESE CANDIDATES | 148   | 24.67%  |  |
| Total Votes Cast         | 600   | 100.00% |  |
| Contest Totals           | 669   |         |  |

COURT OF APPEALS JUDGE, DEPARTMENT 2

Vote For 1

|                          | TOTAL | VOTE %  |  |
|--------------------------|-------|---------|--|
| NP GIBBONS, MICHAEL      | 488   | 81.33%  |  |
| NONE OF THESE CANDIDATES | 112   | 18.67%  |  |
| Total Votes Cast         | 600   | 100.00% |  |
| Contest Totals           | 669   |         |  |

COURT OF APPEALS JUDGE, DEPARTMENT 3

Vote For 1

|                          | TOTAL | VOTE %  |  |
|--------------------------|-------|---------|--|
| NP BULLA, BONNIE         | 446   | 75.21%  |  |
| NONE OF THESE CANDIDATES | 147   | 24.79%  |  |
| Total Votes Cast         | 593   | 100.00% |  |
| Contest Totals           | 669   |         |  |

SCHOOL TRUSTEE, DISTRICT 1

Vote For 1

|                          | TOTAL | VOTE %  |  |
|--------------------------|-------|---------|--|
| NP RAMIREZ, MARIA "LUPE" | 276   | 45.62%  |  |
| NP STINSON, JASON        | 329   | 54.38%  |  |
| Total Votes Cast         | 605   | 100.00% |  |
| Contest Totals           | 669   |         |  |

SCHOOL TRUSTEE, DISTRICT 6




Vote For 1

|                       | TOTAL | VOTE %  |  |
|-----------------------|-------|---------|--|
| NP COBB-ADAMS, SHANNA | 266   | 45.08%  |  |
| NP WALT, MOLLY        | 324   | 54.92%  |  |
| Total Votes Cast      | 590   | 100.00% |  |
| Contest Totals        | 669   |         |  |

211

CLERK-RECORDER

Vote For 1

|                            | TOTAL | VOTE %  |   |
|----------------------------|-------|---------|---|
| NP HOEN, WILLIAM "SCOTT"   | 355   | 57.91%  |  |
| NP WILKE-MCCULLOCH, STACIE | 258   | 42.09%  |  |
| Total Votes Cast           | 613   | 100.00% |  |
| Contest Totals             | 669   |         |   |

BOARD OF SUPERVISORS, WARD 1

Vote For 1

|                   | TOTAL | VOTE %  |   |
|-------------------|-------|---------|---|
| NP BRADSHAW, WADE | 288   | 47.68%  |  |
| NP GIOMI, STACEY  | 316   | 52.32%  |  |
| Total Votes Cast  | 604   | 100.00% |  |
| Contest Totals    | 669   |         |   |

BOARD OF SUPERVISORS, WARD 3

Vote For 1

|                    | TOTAL | VOTE %  |   |
|--------------------|-------|---------|---|
| NP HORTON, CURTIS  | 365   | 61.45%  |    |
| NP WELLS, JAMES R. | 229   | 38.55%  |   |
| Total Votes Cast   | 594   | 100.00% |  |
| Contest Totals     | 669   |         |   |

QUESTION NO. 1

Vote For 1

|                  | TOTAL | VOTE %  |   |
|------------------|-------|---------|---|
| YES              | 285   | 43.45%  |  |
| NO               | 371   | 56.55%  |  |
| Total Votes Cast | 656   | 100.00% |  |
| Contest Totals   | 669   |         |   |

QUESTION NO. 2

Vote For 1

|                  | TOTAL | VOTE %  |   |
|------------------|-------|---------|---|
| YES              | 262   | 39.82%  |  |
| NO               | 396   | 60.18%  |  |
| Total Votes Cast | 658   | 100.00% |  |
| Contest Totals   | 669   |         |   |

QUESTION NO. 3

Vote For 1

|                  | TOTAL | VOTE %  |   |
|------------------|-------|---------|---|
| YES              | 272   | 41.40%  |  |
| NO               | 385   | 58.60%  |  |
| Total Votes Cast | 657   | 100.00% |  |
| Contest Totals   | 669   |         |   |

211

---

QUESTION NO. CC 1

Vote For 1

|                  | TOTAL | VOTE %  |   |
|------------------|-------|---------|---|
| YES              | 357   | 54.26%  |  |
| NO               | 301   | 45.74%  |  |
| Total Votes Cast | 658   | 100.00% |  |
| Contest Totals   | 669   |         |   |








301

**Statistics** TOTAL

|                           |        |
|---------------------------|--------|
| Registered Voters - Total | 1,309  |
| Ballots Cast - Total      | 733    |
| Voter Turnout - Total     | 56.00% |






**UNITED STATES SENATE**

Vote For 1

|                             | TOTAL | VOTE %  |   |
|-----------------------------|-------|---------|---|
| DEM CORTEZ MASTO, CATHERINE | 310   | 42.41%  |  |
| REP LAXALT, ADAM PAUL       | 388   | 53.08%  |  |
| NPP LINDEMANN, BARRY        | 8     | 1.09%   |  |
| IAP RUBINSON, BARRY         | 10    | 1.37%   |  |
| LPN SCOTT, NEIL             | 9     | 1.23%   |  |
| NONE OF THESE CANDIDATES    | 6     | 0.82%   |  |
| Total Votes Cast            | 731   | 100.00% |  |
| Contest Totals              | 733   |         |   |







**US REPRESENTATIVE IN CONGRESS DISTRICT 2**

Vote For 1

|                       | TOTAL | VOTE %  |   |
|-----------------------|-------|---------|---|
| REP AMODEI, MARK E.   | 439   | 60.14%  |   |
| LPN BABER, DARRYL     | 15    | 2.05%   |  |
| IAP BEST, RUSSELL     | 13    | 1.78%   |  |
| DEM KRAUSE, ELIZABETH | 263   | 36.03%  |  |
| Total Votes Cast      | 730   | 100.00% |  |
| Contest Totals        | 733   |         |   |

**GOVERNOR**

Vote For 1

|                          | TOTAL | VOTE %  |   |
|--------------------------|-------|---------|---|
| IAP BRIDGES, ED          | 13    | 1.78%   |  |
| LPN DAVIS, BRANDON       | 13    | 1.78%   |  |
| REP LOMBARDO, JOE        | 390   | 53.42%  |  |
| DEM SISOLAK, STEVE       | 299   | 40.96%  |  |
| NONE OF THESE CANDIDATES | 15    | 2.05%   |  |
| Total Votes Cast         | 730   | 100.00% |  |
| Contest Totals           | 733   |         |   |



Precinct Summary Results Report  
 General Election  
 November 8, 2022








OFFICIAL RESULTS

CARSON CITY

301

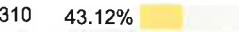

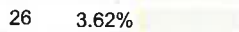

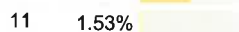

LIEUTENANT GOVERNOR

Vote For 1

|                                | TOTAL | VOTE %  |   |
|--------------------------------|-------|---------|---|
| REP ANTHONY, STAVROS           | 392   | 53.99%  |  |
| DEM CANO BURKHEAD, ELIZABETH   | 293   | 40.36%  |  |
| NPP DELAP, JOHN "TREY"         | 10    | 1.38%   |  |
| IAP HOGE, WILLIAM              | 11    | 1.52%   |  |
| LPN TACHIQUIN, JAVI "TRUJILLO" | 11    | 1.52%   |  |
| NONE OF THESE CANDIDATES       | 9     | 1.24%   |  |
| Total Votes Cast               | 726   | 100.00% |  |
| Contest Totals                 | 733   |         |   |

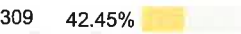


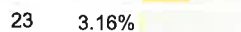
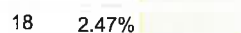
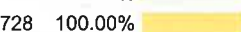
SECRETARY OF STATE

Vote For 1

|                                | TOTAL | VOTE %  |  |
|--------------------------------|-------|---------|--|
| DEM AGUILAR, FRANCISCO "CISCO" | 310   | 43.12%  |   |
| LPN CRANE, ROSS                | 12    | 1.67%   |   |
| IAP HANSEN, JANINE             | 26    | 3.62%   |   |
| REP MARCHANT, JIM              | 360   | 50.07%  |   |
| NONE OF THESE CANDIDATES       | 11    | 1.53%   |   |
| Total Votes Cast               | 719   | 100.00% |  |
| Contest Totals                 | 733   |         |  |






STATE TREASURER

Vote For 1

|                           | TOTAL | VOTE %  |   |
|---------------------------|-------|---------|---|
| DEM CONINE, ZACH          | 309   | 42.45%  |  |
| LPN ELLIOTT, BRYAN        | 23    | 3.16%   |  |
| REP FIORE, MICHELE        | 355   | 48.76%  |  |
| IAP HENDRICKSON, MARGARET | 23    | 3.16%   |  |
| NONE OF THESE CANDIDATES  | 18    | 2.47%   |  |
| Total Votes Cast          | 728   | 100.00% |  |
| Contest Totals            | 733   |         |   |

STATE CONTROLLER

Vote For 1

|                          | TOTAL | VOTE %  |   |
|--------------------------|-------|---------|---|
| REP MATTHEWS, ANDY       | 399   | 55.03%  |  |
| LPN PROFETA, JED W.      | 17    | 2.34%   |  |
| DEM SPIEGEL, ELLEN       | 289   | 39.86%  |  |
| NONE OF THESE CANDIDATES | 20    | 2.76%   |  |
| Total Votes Cast         | 725   | 100.00% |  |
| Contest Totals           | 733   |         |   |

301

ATTORNEY GENERAL

Vote For 1

|                          | TOTAL | VOTE %  |  |
|--------------------------|-------|---------|--|
| REP CHATTAH, SIGAL       | 309   | 42.39%  |  |
| DEM FORD, AARON D.       | 344   | 47.19%  |  |
| LPN KENNEDY, JOHN T.     | 40    | 5.49%   |  |
| NONE OF THESE CANDIDATES | 36    | 4.94%   |  |
| Total Votes Cast         | 729   | 100.00% |  |
| Contest Totals           | 733   |         |  |

STATE SENATE, DISTRICT 16

Vote For 1

|                   | TOTAL | VOTE %  |  |
|-------------------|-------|---------|--|
| REP KRASNER, LISA | 430   | 60.22%  |  |
| DEM SIMS, AARON   | 284   | 39.78%  |  |
| Total Votes Cast  | 714   | 100.00% |  |
| Contest Totals    | 733   |         |  |

STATE ASSEMBLY, DISTRICT 40

Vote For 1

|                          | TOTAL | VOTE %  |  |
|--------------------------|-------|---------|--|
| DEM MCDANIEL, SHANNON C. | 286   | 39.83%  |  |
| REP O'NEILL, PHILIP "PK" | 408   | 56.82%  |  |
| LPN TOLL, SAM            | 24    | 3.34%   |  |
| Total Votes Cast         | 718   | 100.00% |  |
| Contest Totals           | 733   |         |  |

JUSTICE OF THE SUPREME COURT, SEAT A

Vote For 1

|                          | TOTAL | VOTE %  |  |
|--------------------------|-------|---------|--|
| NP BELL, LINDA           | 536   | 79.53%  |  |
| NONE OF THESE CANDIDATES | 138   | 20.47%  |  |
| Total Votes Cast         | 674   | 100.00% |  |
| Contest Totals           | 733   |         |  |

JUSTICE OF THE SUPREME COURT, SEAT E

Vote For 1

|                          | TOTAL | VOTE %  |  |
|--------------------------|-------|---------|--|
| NP PARRAGUIRRE, RON D.   | 521   | 77.65%  |  |
| NONE OF THESE CANDIDATES | 150   | 22.35%  |  |
| Total Votes Cast         | 671   | 100.00% |  |
| Contest Totals           | 733   |         |  |

301

COURT OF APPEALS JUDGE, DEPARTMENT 1

Vote For 1

|                          | TOTAL | VOTE %  |  |
|--------------------------|-------|---------|--|
| NP FORSBERG, RHONDA K.   | 169   | 24.93%  |  |
| NP WESTBROOK, DEBORAH    | 344   | 50.74%  |  |
| NONE OF THESE CANDIDATES | 165   | 24.34%  |  |
| Total Votes Cast         | 678   | 100.00% |  |
| Contest Totals           | 733   |         |  |

COURT OF APPEALS JUDGE, DEPARTMENT 2

Vote For 1

|                          | TOTAL | VOTE %  |  |
|--------------------------|-------|---------|--|
| NP GIBBONS, MICHAEL      | 544   | 79.18%  |  |
| NONE OF THESE CANDIDATES | 143   | 20.82%  |  |
| Total Votes Cast         | 687   | 100.00% |  |
| Contest Totals           | 733   |         |  |

COURT OF APPEALS JUDGE, DEPARTMENT 3

Vote For 1

|                          | TOTAL | VOTE %  |  |
|--------------------------|-------|---------|--|
| NP BULLA, BONNIE         | 515   | 75.62%  |  |
| NONE OF THESE CANDIDATES | 166   | 24.38%  |  |
| Total Votes Cast         | 681   | 100.00% |  |
| Contest Totals           | 733   |         |  |

SCHOOL TRUSTEE, DISTRICT 1

Vote For 1

|                          | TOTAL | VOTE %  |  |
|--------------------------|-------|---------|--|
| NP RAMIREZ, MARIA "LUPE" | 356   | 52.51%  |  |
| NP STINSON, JASON        | 322   | 47.49%  |  |
| Total Votes Cast         | 678   | 100.00% |  |
| Contest Totals           | 733   |         |  |

SCHOOL TRUSTEE, DISTRICT 6




Vote For 1

|                       | TOTAL | VOTE %  |  |
|-----------------------|-------|---------|--|
| NP COBB-ADAMS, SHANNA | 304   | 45.85%  |  |
| NP WALT, MOLLY        | 359   | 54.15%  |  |
| Total Votes Cast      | 663   | 100.00% |  |
| Contest Totals        | 733   |         |  |

301

CLERK-RECORDER

Vote For 1

|                            | TOTAL | VOTE %  |   |
|----------------------------|-------|---------|---|
| NP HOEN, WILLIAM "SCOTT"   | 335   | 49.78%  |  |
| NP WILKE-MCCULLOCH, STACIE | 338   | 50.22%  |  |
| Total Votes Cast           | 673   | 100.00% |  |
| Contest Totals             | 733   |         |   |




BOARD OF SUPERVISORS, WARD 1

Vote For 1

|                   | TOTAL | VOTE %  |   |
|-------------------|-------|---------|---|
| NP BRADSHAW, WADE | 288   | 43.11%  |  |
| NP GIOMI, STACEY  | 380   | 56.89%  |  |
| Total Votes Cast  | 668   | 100.00% |  |
| Contest Totals    | 733   |         |   |




BOARD OF SUPERVISORS, WARD 3

Vote For 1

|                    | TOTAL | VOTE %  |   |
|--------------------|-------|---------|---|
| NP HORTON, CURTIS  | 386   | 58.84%  |    |
| NP WELLS, JAMES R. | 270   | 41.16%  |   |
| Total Votes Cast   | 656   | 100.00% |  |
| Contest Totals     | 733   |         |   |




QUESTION NO. 1

Vote For 1

|                  | TOTAL | VOTE %  |   |
|------------------|-------|---------|---|
| YES              | 369   | 51.61%  |  |
| NO               | 346   | 48.39%  |  |
| Total Votes Cast | 715   | 100.00% |  |
| Contest Totals   | 733   |         |   |




QUESTION NO. 2

Vote For 1

|                  | TOTAL | VOTE %  |   |
|------------------|-------|---------|---|
| YES              | 356   | 50.07%  |  |
| NO               | 355   | 49.93%  |  |
| Total Votes Cast | 711   | 100.00% |  |
| Contest Totals   | 733   |         |   |

QUESTION NO. 3

Vote For 1




|                  | TOTAL | VOTE %  |   |
|------------------|-------|---------|---|
| YES              | 356   | 49.79%  |  |
| NO               | 359   | 50.21%  |  |
| Total Votes Cast | 715   | 100.00% |  |
| Contest Totals   | 733   |         |   |

301

---

QUESTION NO. CC 1

Vote For 1

|                  | TOTAL | VOTE %  |   |
|------------------|-------|---------|---|
| YES              | 425   | 58.86%  |  |
| NO               | 297   | 41.14%  |  |
| Total Votes Cast | 722   | 100.00% |  |
| Contest Totals   | 733   |         |   |

Precinct Summary Results Report  
 General Election  
 November 8, 2022

OFFICIAL RESULTS








CARSON CITY

303

| Statistics                | TOTAL  |
|---------------------------|--------|
| Registered Voters - Total | 1,542  |
| Ballots Cast - Total      | 981    |
| Voter Turnout - Total     | 63.62% |






UNITED STATES SENATE

Vote For 1

|                             | TOTAL | VOTE %  |   |
|-----------------------------|-------|---------|---|
| DEM CORTEZ MASTO, CATHERINE | 415   | 42.35%  |  |
| REP LAXALT, ADAM PAUL       | 515   | 52.55%  |  |
| NPP LINDEMANN, BARRY        | 11    | 1.12%   |  |
| IAP RUBINSON, BARRY         | 12    | 1.22%   |  |
| LPN SCOTT, NEIL             | 7     | 0.71%   |  |
| NONE OF THESE CANDIDATES    | 20    | 2.04%   |  |
| Total Votes Cast            | 980   | 100.00% |  |
| Contest Totals              | 981   |         |   |







US REPRESENTATIVE IN CONGRESS DISTRICT 2

Vote For 1

|                       | TOTAL | VOTE %  |   |
|-----------------------|-------|---------|---|
| REP AMODEI, MARK E.   | 579   | 59.14%  |   |
| LPN BABER, DARRYL     | 13    | 1.33%   |  |
| IAP BEST, RUSSELL     | 16    | 1.63%   |  |
| DEM KRAUSE, ELIZABETH | 371   | 37.90%  |  |
| Total Votes Cast      | 979   | 100.00% |  |
| Contest Totals        | 981   |         |   |

GOVERNOR

Vote For 1

|                          | TOTAL | VOTE %  |   |
|--------------------------|-------|---------|---|
| IAP BRIDGES, ED          | 12    | 1.23%   |  |
| LPN DAVIS, BRANDON       | 24    | 2.45%   |  |
| REP LOMBARDO, JOE        | 533   | 54.50%  |  |
| DEM SISOLAK, STEVE       | 390   | 39.88%  |  |
| NONE OF THESE CANDIDATES | 19    | 1.94%   |  |
| Total Votes Cast         | 978   | 100.00% |  |
| Contest Totals           | 981   |         |   |

303

LIEUTENANT GOVERNOR

Vote For 1

|                                | TOTAL | VOTE %  |  |
|--------------------------------|-------|---------|--|
| REP ANTHONY, STAVROS           | 525   | 54.01%  |  |
| DEM CANO BURKHEAD, ELIZABETH   | 374   | 38.48%  |  |
| NPP DELAP, JOHN "TREY"         | 7     | 0.72%   |  |
| IAP HOGE, WILLIAM              | 21    | 2.16%   |  |
| LPN TACHIQUIN, JAVI "TRUJILLO" | 18    | 1.85%   |  |
| NONE OF THESE CANDIDATES       | 27    | 2.78%   |  |
| Total Votes Cast               | 972   | 100.00% |  |
| Contest Totals                 | 981   |         |  |

SECRETARY OF STATE

Vote For 1

|                                | TOTAL | VOTE %  |  |
|--------------------------------|-------|---------|--|
| DEM AGUILAR, FRANCISCO "CISCO" | 428   | 44.03%  |  |
| LPN CRANE, ROSS                | 14    | 1.44%   |  |
| IAP HANSEN, JANINE             | 26    | 2.67%   |  |
| REP MARCHANT, JIM              | 485   | 49.90%  |  |
| NONE OF THESE CANDIDATES       | 19    | 1.95%   |  |
| Total Votes Cast               | 972   | 100.00% |  |
| Contest Totals                 | 981   |         |  |

STATE TREASURER

Vote For 1

|                           | TOTAL | VOTE %  |  |
|---------------------------|-------|---------|--|
| DEM CONINE, ZACH          | 405   | 41.71%  |  |
| LPN ELLIOTT, BRYAN        | 21    | 2.16%   |  |
| REP FIORE, MICHELE        | 489   | 50.36%  |  |
| IAP HENDRICKSON, MARGARET | 24    | 2.47%   |  |
| NONE OF THESE CANDIDATES  | 32    | 3.30%   |  |
| Total Votes Cast          | 971   | 100.00% |  |
| Contest Totals            | 981   |         |  |

STATE CONTROLLER

Vote For 1

|                          | TOTAL | VOTE %  |  |
|--------------------------|-------|---------|--|
| REP MATTHEWS, ANDY       | 545   | 56.24%  |  |
| LPN PROFETA, JED W.      | 26    | 2.68%   |  |
| DEM SPIEGEL, ELLEN       | 366   | 37.77%  |  |
| NONE OF THESE CANDIDATES | 32    | 3.30%   |  |
| Total Votes Cast         | 969   | 100.00% |  |
| Contest Totals           | 981   |         |  |

303

ATTORNEY GENERAL

Vote For 1

|                          | TOTAL | VOTE %  |  |
|--------------------------|-------|---------|--|
| REP CHATTAH, SIGAL       | 419   | 43.24%  |  |
| DEM FORD, AARON D.       | 460   | 47.47%  |  |
| LPN KENNEDY, JOHN T.     | 54    | 5.57%   |  |
| NONE OF THESE CANDIDATES | 36    | 3.72%   |  |
| Total Votes Cast         | 969   | 100.00% |  |
| Contest Totals           | 981   |         |  |

STATE SENATE, DISTRICT 16

Vote For 1

|                   | TOTAL | VOTE %  |  |
|-------------------|-------|---------|--|
| REP KRASNER, LISA | 583   | 60.98%  |  |
| DEM SIMS, AARON   | 373   | 39.02%  |  |
| Total Votes Cast  | 956   | 100.00% |  |
| Contest Totals    | 981   |         |  |

STATE ASSEMBLY, DISTRICT 40

Vote For 1

|                          | TOTAL | VOTE %  |  |
|--------------------------|-------|---------|--|
| DEM MCDANIEL, SHANNON C. | 373   | 38.69%  |  |
| REP O'NEILL, PHILIP "PK" | 566   | 58.71%  |  |
| LPN TOLL, SAM            | 25    | 2.59%   |  |
| Total Votes Cast         | 964   | 100.00% |  |
| Contest Totals           | 981   |         |  |

JUSTICE OF THE SUPREME COURT, SEAT A

Vote For 1

|                          | TOTAL | VOTE %  |  |
|--------------------------|-------|---------|--|
| NP BELL, LINDA           | 712   | 78.67%  |  |
| NONE OF THESE CANDIDATES | 193   | 21.33%  |  |
| Total Votes Cast         | 905   | 100.00% |  |
| Contest Totals           | 981   |         |  |

JUSTICE OF THE SUPREME COURT, SEAT E

Vote For 1

|                          | TOTAL | VOTE %  |  |
|--------------------------|-------|---------|--|
| NP PARRAGUIRRE, RON D.   | 715   | 78.74%  |  |
| NONE OF THESE CANDIDATES | 193   | 21.26%  |  |
| Total Votes Cast         | 908   | 100.00% |  |
| Contest Totals           | 981   |         |  |



303

COURT OF APPEALS JUDGE, DEPARTMENT 1

Vote For 1

|                          | TOTAL | VOTE %  |  |
|--------------------------|-------|---------|--|
| NP FORSBERG, RHONDA K.   | 244   | 27.05%  |  |
| NP WESTBROOK, DEBORAH    | 474   | 52.55%  |  |
| NONE OF THESE CANDIDATES | 184   | 20.40%  |  |
| Total Votes Cast         | 902   | 100.00% |  |
| Contest Totals           | 981   |         |  |

COURT OF APPEALS JUDGE, DEPARTMENT 2

Vote For 1

|                          | TOTAL | VOTE %  |  |
|--------------------------|-------|---------|--|
| NP GIBBONS, MICHAEL      | 728   | 80.09%  |  |
| NONE OF THESE CANDIDATES | 181   | 19.91%  |  |
| Total Votes Cast         | 909   | 100.00% |  |
| Contest Totals           | 981   |         |  |

COURT OF APPEALS JUDGE, DEPARTMENT 3

Vote For 1

|                          | TOTAL | VOTE %  |  |
|--------------------------|-------|---------|--|
| NP BULLA, BONNIE         | 682   | 75.53%  |  |
| NONE OF THESE CANDIDATES | 221   | 24.47%  |  |
| Total Votes Cast         | 903   | 100.00% |  |
| Contest Totals           | 981   |         |  |

SCHOOL TRUSTEE, DISTRICT 1

Vote For 1

|                          | TOTAL | VOTE %  |  |
|--------------------------|-------|---------|--|
| NP RAMIREZ, MARIA "LUPE" | 477   | 53.66%  |  |
| NP STINSON, JASON        | 412   | 46.34%  |  |
| Total Votes Cast         | 889   | 100.00% |  |
| Contest Totals           | 981   |         |  |

SCHOOL TRUSTEE, DISTRICT 6

Vote For 1

|                       | TOTAL | VOTE %  |  |
|-----------------------|-------|---------|--|
| NP COBB-ADAMS, SHANNA | 349   | 39.98%  |  |
| NP WALT, MOLLY        | 524   | 60.02%  |  |
| Total Votes Cast      | 873   | 100.00% |  |
| Contest Totals        | 981   |         |  |

303




CLERK-RECORDER

Vote For 1

|                            | TOTAL | VOTE %  |   |
|----------------------------|-------|---------|---|
| NP HOEN, WILLIAM "SCOTT"   | 421   | 47.25%  |  |
| NP WILKE-MCCULLOCH, STACIE | 470   | 52.75%  |  |
| Total Votes Cast           | 891   | 100.00% |  |
| Contest Totals             | 981   |         |   |




BOARD OF SUPERVISORS, WARD 1

Vote For 1

|                   | TOTAL | VOTE %  |   |
|-------------------|-------|---------|---|
| NP BRADSHAW, WADE | 330   | 36.95%  |  |
| NP GIOMI, STACEY  | 563   | 63.05%  |  |
| Total Votes Cast  | 893   | 100.00% |  |
| Contest Totals    | 981   |         |   |




BOARD OF SUPERVISORS, WARD 3

Vote For 1

|                    | TOTAL | VOTE %  |   |
|--------------------|-------|---------|---|
| NP HORTON, CURTIS  | 500   | 57.21%  |    |
| NP WELLS, JAMES R. | 374   | 42.79%  |   |
| Total Votes Cast   | 874   | 100.00% |  |
| Contest Totals     | 981   |         |   |




QUESTION NO. 1

Vote For 1

|                  | TOTAL | VOTE %  |   |
|------------------|-------|---------|---|
| YES              | 477   | 49.58%  |  |
| NO               | 485   | 50.42%  |  |
| Total Votes Cast | 962   | 100.00% |  |
| Contest Totals   | 981   |         |   |



QUESTION NO. 2

Vote For 1

|                  | TOTAL | VOTE %  |   |
|------------------|-------|---------|---|
| YES              | 474   | 49.43%  |  |
| NO               | 485   | 50.57%  |  |
| Total Votes Cast | 959   | 100.00% |  |
| Contest Totals   | 981   |         |   |

QUESTION NO. 3

Vote For 1




|                  | TOTAL | VOTE %  |   |
|------------------|-------|---------|---|
| YES              | 453   | 47.29%  |  |
| NO               | 505   | 52.71%  |  |
| Total Votes Cast | 958   | 100.00% |  |
| Contest Totals   | 981   |         |   |

303

---

QUESTION NO. CC 1

Vote For 1








|                  | TOTAL | VOTE %  |   |
|------------------|-------|---------|---|
| YES              | 594   | 61.62%  |  |
| NO               | 370   | 38.38%  |  |
| Total Votes Cast | 964   | 100.00% |  |
| Contest Totals   | 981   |         |   |

305

| Statistics                | TOTAL  |
|---------------------------|--------|
| Registered Voters - Total | 1,366  |
| Ballots Cast - Total      | 973    |
| Voter Turnout - Total     | 71.23% |






UNITED STATES SENATE

Vote For 1

|                             | TOTAL | VOTE %  |   |
|-----------------------------|-------|---------|---|
| DEM CORTEZ MASTO, CATHERINE | 414   | 42.72%  |    |
| REP LAXALT, ADAM PAUL       | 523   | 53.97%  |    |
| NPP LINDEMANN, BARRY        | 9     | 0.93%   |   |
| IAP RUBINSON, BARRY         | 4     | 0.41%   |  |
| LPN SCOTT, NEIL             | 5     | 0.52%   |  |
| NONE OF THESE CANDIDATES    | 14    | 1.44%   |  |
| Total Votes Cast            | 969   | 100.00% |  |
| Contest Totals              | 973   |         |   |







US REPRESENTATIVE IN CONGRESS DISTRICT 2

Vote For 1

|                       | TOTAL | VOTE %  |  |
|-----------------------|-------|---------|--|
| REP AMODEI, MARK E.   | 631   | 64.98%  |   |
| LPN BABER, DARRYL     | 11    | 1.13%   |  |
| IAP BEST, RUSSELL     | 17    | 1.75%   |  |
| DEM KRAUSE, ELIZABETH | 312   | 32.13%  |  |
| Total Votes Cast      | 971   | 100.00% |  |
| Contest Totals        | 973   |         |  |

GOVERNOR

Vote For 1

|                          | TOTAL | VOTE %  |   |
|--------------------------|-------|---------|---|
| IAP BRIDGES, ED          | 12    | 1.24%   |  |
| LPN DAVIS, BRANDON       | 17    | 1.75%   |  |
| REP LOMBARDO, JOE        | 529   | 54.54%  |  |
| DEM SISOLAK, STEVE       | 388   | 40.00%  |  |
| NONE OF THESE CANDIDATES | 24    | 2.47%   |  |
| Total Votes Cast         | 970   | 100.00% |  |
| Contest Totals           | 973   |         |   |

Precinct Summary Results Report  
 General Election  
 November 8, 2022








OFFICIAL RESULTS

CARSON CITY

305







LIEUTENANT GOVERNOR

Vote For 1

|                                | TOTAL | VOTE %  |   |
|--------------------------------|-------|---------|---|
| REP ANTHONY, STAVROS           | 546   | 56.93%  |  |
| DEM CANO BURKHEAD, ELIZABETH   | 363   | 37.85%  |  |
| NPP DELAP, JOHN "TREY"         | 6     | 0.63%   |  |
| IAP HOGE, WILLIAM              | 9     | 0.94%   |  |
| LPN TACHIQUIN, JAVI "TRUJILLO" | 13    | 1.36%   |  |
| NONE OF THESE CANDIDATES       | 22    | 2.29%   |  |
| Total Votes Cast               | 959   | 100.00% |  |
| Contest Totals                 | 973   |         |   |







SECRETARY OF STATE

Vote For 1

|                                | TOTAL | VOTE %  |  |
|--------------------------------|-------|---------|--|
| DEM AGUILAR, FRANCISCO "CISCO" | 413   | 42.89%  |   |
| LPN CRANE, ROSS                | 8     | 0.83%   |   |
| IAP HANSEN, JANINE             | 29    | 3.01%   |   |
| REP MARCHANT, JIM              | 496   | 51.51%  |   |
| NONE OF THESE CANDIDATES       | 17    | 1.77%   |   |
| Total Votes Cast               | 963   | 100.00% |  |
| Contest Totals                 | 973   |         |  |






STATE TREASURER

Vote For 1

|                           | TOTAL | VOTE %  |   |
|---------------------------|-------|---------|---|
| DEM CONINE, ZACH          | 395   | 41.02%  |  |
| LPN ELLIOTT, BRYAN        | 20    | 2.08%   |  |
| REP FIORE, MICHELE        | 501   | 52.02%  |  |
| IAP HENDRICKSON, MARGARET | 20    | 2.08%   |  |
| NONE OF THESE CANDIDATES  | 27    | 2.80%   |  |
| Total Votes Cast          | 963   | 100.00% |  |
| Contest Totals            | 973   |         |   |

STATE CONTROLLER

Vote For 1

|                          | TOTAL | VOTE %  |   |
|--------------------------|-------|---------|---|
| REP MATTHEWS, ANDY       | 566   | 58.77%  |  |
| LPN PROFETA, JED W.      | 14    | 1.45%   |  |
| DEM SPIEGEL, ELLEN       | 362   | 37.59%  |  |
| NONE OF THESE CANDIDATES | 21    | 2.18%   |  |
| Total Votes Cast         | 963   | 100.00% |  |
| Contest Totals           | 973   |         |   |

305

ATTORNEY GENERAL

Vote For 1

|                          | TOTAL | VOTE %  |  |
|--------------------------|-------|---------|--|
| REP CHATTAH, SIGAL       | 415   | 43.09%  |  |
| DEM FORD, AARON D.       | 464   | 48.18%  |  |
| LPN KENNEDY, JOHN T.     | 30    | 3.12%   |  |
| NONE OF THESE CANDIDATES | 54    | 5.61%   |  |
| Total Votes Cast         | 963   | 100.00% |  |
| Contest Totals           | 973   |         |  |

STATE SENATE, DISTRICT 16

Vote For 1

|                   | TOTAL | VOTE %  |  |
|-------------------|-------|---------|--|
| REP KRASNER, LISA | 603   | 63.47%  |  |
| DEM SIMS, AARON   | 347   | 36.53%  |  |
| Total Votes Cast  | 950   | 100.00% |  |
| Contest Totals    | 973   |         |  |

STATE ASSEMBLY, DISTRICT 40

Vote For 1

|                          | TOTAL | VOTE %  |  |
|--------------------------|-------|---------|--|
| DEM MCDANIEL, SHANNON C. | 332   | 34.80%  |  |
| REP O'NEILL, PHILIP "PK" | 599   | 62.79%  |  |
| LPN TOLL, SAM            | 23    | 2.41%   |  |
| Total Votes Cast         | 954   | 100.00% |  |
| Contest Totals           | 973   |         |  |

JUSTICE OF THE SUPREME COURT, SEAT A

Vote For 1

|                          | TOTAL | VOTE %  |  |
|--------------------------|-------|---------|--|
| NP BELL, LINDA           | 698   | 78.60%  |  |
| NONE OF THESE CANDIDATES | 190   | 21.40%  |  |
| Total Votes Cast         | 888   | 100.00% |  |
| Contest Totals           | 973   |         |  |

JUSTICE OF THE SUPREME COURT, SEAT E

Vote For 1

|                          | TOTAL | VOTE %  |  |
|--------------------------|-------|---------|--|
| NP PARRAGUIRRE, RON D.   | 710   | 80.05%  |  |
| NONE OF THESE CANDIDATES | 177   | 19.95%  |  |
| Total Votes Cast         | 887   | 100.00% |  |
| Contest Totals           | 973   |         |  |

Precinct Summary Results Report  
 General Election  
 November 8, 2022

OFFICIAL RESULTS

CARSON CITY

305

COURT OF APPEALS JUDGE, DEPARTMENT 1

Vote For 1

|                          | TOTAL | VOTE %  |  |
|--------------------------|-------|---------|--|
| NP FORSBERG, RHONDA K.   | 239   | 26.70%  |  |
| NP WESTBROOK, DEBORAH    | 466   | 52.07%  |  |
| NONE OF THESE CANDIDATES | 190   | 21.23%  |  |
| Total Votes Cast         | 895   | 100.00% |  |
| Contest Totals           | 973   |         |  |

COURT OF APPEALS JUDGE, DEPARTMENT 2

Vote For 1

|                          | TOTAL | VOTE %  |  |
|--------------------------|-------|---------|--|
| NP GIBBONS, MICHAEL      | 726   | 81.94%  |  |
| NONE OF THESE CANDIDATES | 160   | 18.06%  |  |
| Total Votes Cast         | 886   | 100.00% |  |
| Contest Totals           | 973   |         |  |

COURT OF APPEALS JUDGE, DEPARTMENT 3

Vote For 1

|                          | TOTAL | VOTE %  |  |
|--------------------------|-------|---------|--|
| NP BULLA, BONNIE         | 680   | 77.45%  |  |
| NONE OF THESE CANDIDATES | 198   | 22.55%  |  |
| Total Votes Cast         | 878   | 100.00% |  |
| Contest Totals           | 973   |         |  |

SCHOOL TRUSTEE, DISTRICT 1

Vote For 1

|                          | TOTAL | VOTE %  |  |
|--------------------------|-------|---------|--|
| NP RAMIREZ, MARIA "LUPE" | 463   | 51.50%  |  |
| NP STINSON, JASON        | 436   | 48.50%  |  |
| Total Votes Cast         | 899   | 100.00% |  |
| Contest Totals           | 973   |         |  |

SCHOOL TRUSTEE, DISTRICT 6




Vote For 1

|                       | TOTAL | VOTE %  |  |
|-----------------------|-------|---------|--|
| NP COBB-ADAMS, SHANNA | 373   | 42.58%  |  |
| NP WALT, MOLLY        | 503   | 57.42%  |  |
| Total Votes Cast      | 876   | 100.00% |  |
| Contest Totals        | 973   |         |  |

305



CLERK-RECORDER

Vote For 1

|                            | TOTAL | VOTE %  |   |
|----------------------------|-------|---------|---|
| NP HOEN, WILLIAM "SCOTT"   | 453   | 50.11%  |  |
| NP WILKE-MCCULLOCH, STACIE | 451   | 49.89%  |  |
| Total Votes Cast           | 904   | 100.00% |  |
| Contest Totals             | 973   |         |   |

BOARD OF SUPERVISORS, WARD 1

Vote For 1

|                   | TOTAL | VOTE %  |   |
|-------------------|-------|---------|---|
| NP BRADSHAW, WADE | 350   | 39.06%  |  |
| NP GIOMI, STACEY  | 546   | 60.94%  |  |
| Total Votes Cast  | 896   | 100.00% |  |
| Contest Totals    | 973   |         |   |

BOARD OF SUPERVISORS, WARD 3

Vote For 1

|                    | TOTAL | VOTE %  |   |
|--------------------|-------|---------|---|
| NP HORTON, CURTIS  | 526   | 60.05%  |    |
| NP WELLS, JAMES R. | 350   | 39.95%  |   |
| Total Votes Cast   | 876   | 100.00% |  |
| Contest Totals     | 973   |         |   |

QUESTION NO. 1

Vote For 1

|                  | TOTAL | VOTE %  |   |
|------------------|-------|---------|---|
| YES              | 427   | 44.99%  |  |
| NO               | 522   | 55.01%  |  |
| Total Votes Cast | 949   | 100.00% |  |
| Contest Totals   | 973   |         |   |




QUESTION NO. 2

Vote For 1

|                  | TOTAL | VOTE %  |   |
|------------------|-------|---------|---|
| YES              | 405   | 42.68%  |  |
| NO               | 544   | 57.32%  |  |
| Total Votes Cast | 949   | 100.00% |  |
| Contest Totals   | 973   |         |   |

QUESTION NO. 3

Vote For 1

|                  | TOTAL | VOTE %  |   |
|------------------|-------|---------|---|
| YES              | 434   | 45.78%  |  |
| NO               | 514   | 54.22%  |  |
| Total Votes Cast | 948   | 100.00% |  |
| Contest Totals   | 973   |         |   |




305

---

QUESTION NO. CC 1

Vote For 1

|                  | TOTAL | VOTE %  |   |
|------------------|-------|---------|---|
| YES              | 568   | 59.35%  |  |
| NO               | 389   | 40.65%  |  |
| Total Votes Cast | 957   | 100.00% |  |
| Contest Totals   | 973   |         |   |

Precinct Summary Results Report  
 General Election  
 November 8, 2022

OFFICIAL RESULTS








CARSON CITY

307

| Statistics                | TOTAL  |
|---------------------------|--------|
| Registered Voters - Total | 2,743  |
| Ballots Cast - Total      | 1,268  |
| Voter Turnout - Total     | 46.23% |






UNITED STATES SENATE

Vote For 1

|                             | TOTAL | VOTE %  |   |
|-----------------------------|-------|---------|---|
| DEM CORTEZ MASTO, CATHERINE | 613   | 48.42%  |  |
| REP LAXALT, ADAM PAUL       | 588   | 46.45%  |  |
| NPP LINDEMANN, BARRY        | 21    | 1.66%   |  |
| IAP RUBINSON, BARRY         | 13    | 1.03%   |  |
| LPN SCOTT, NEIL             | 15    | 1.18%   |  |
| NONE OF THESE CANDIDATES    | 16    | 1.26%   |  |
| Total Votes Cast            | 1,266 | 100.00% |  |
| Contest Totals              | 1,268 |         |   |







US REPRESENTATIVE IN CONGRESS DISTRICT 2

Vote For 1

|                       | TOTAL | VOTE %  |   |
|-----------------------|-------|---------|---|
| REP AMODEI, MARK E.   | 673   | 53.46%  |   |
| LPN BABER, DARRYL     | 16    | 1.27%   |  |
| IAP BEST, RUSSELL     | 28    | 2.22%   |  |
| DEM KRAUSE, ELIZABETH | 542   | 43.05%  |  |
| Total Votes Cast      | 1,259 | 100.00% |  |
| Contest Totals        | 1,268 |         |   |

GOVERNOR

Vote For 1

|                          | TOTAL | VOTE %  |   |
|--------------------------|-------|---------|---|
| IAP BRIDGES, ED          | 19    | 1.50%   |  |
| LPN DAVIS, BRANDON       | 25    | 1.98%   |  |
| REP LOMBARDO, JOE        | 601   | 47.59%  |  |
| DEM SISOLAK, STEVE       | 593   | 46.95%  |  |
| NONE OF THESE CANDIDATES | 25    | 1.98%   |  |
| Total Votes Cast         | 1,263 | 100.00% |  |
| Contest Totals           | 1,268 |         |   |

Precinct Summary Results Report  
 General Election  
 November 8, 2022








OFFICIAL RESULTS

CARSON CITY

307







LIEUTENANT GOVERNOR

Vote For 1

|                                | TOTAL | VOTE %  |   |
|--------------------------------|-------|---------|---|
| REP ANTHONY, STAVROS           | 619   | 49.28%  |  |
| DEM CANO BURKHEAD, ELIZABETH   | 548   | 43.63%  |  |
| NPP DELAP, JOHN "TREY"         | 13    | 1.04%   |  |
| IAP HOGE, WILLIAM              | 20    | 1.59%   |  |
| LPN TACHIQUIN, JAVI "TRUJILLO" | 28    | 2.23%   |  |
| NONE OF THESE CANDIDATES       | 28    | 2.23%   |  |
| Total Votes Cast               | 1,256 | 100.00% |  |
| Contest Totals                 | 1,268 |         |   |







SECRETARY OF STATE

Vote For 1

|                                | TOTAL | VOTE %  |  |
|--------------------------------|-------|---------|--|
| DEM AGUILAR, FRANCISCO "CISCO" | 618   | 49.20%  |   |
| LPN CRANE, ROSS                | 15    | 1.19%   |   |
| IAP HANSEN, JANINE             | 32    | 2.55%   |   |
| REP MARCHANT, JIM              | 569   | 45.30%  |   |
| NONE OF THESE CANDIDATES       | 22    | 1.75%   |   |
| Total Votes Cast               | 1,256 | 100.00% |  |
| Contest Totals                 | 1,268 |         |  |






STATE TREASURER

Vote For 1

|                           | TOTAL | VOTE %  |   |
|---------------------------|-------|---------|---|
| DEM CONINE, ZACH          | 581   | 46.15%  |  |
| LPN ELLIOTT, BRYAN        | 29    | 2.30%   |  |
| REP FIORE, MICHELE        | 582   | 46.23%  |  |
| IAP HENDRICKSON, MARGARET | 41    | 3.26%   |  |
| NONE OF THESE CANDIDATES  | 26    | 2.07%   |  |
| Total Votes Cast          | 1,259 | 100.00% |  |
| Contest Totals            | 1,268 |         |   |

STATE CONTROLLER






Vote For 1

|                          | TOTAL | VOTE %  |   |
|--------------------------|-------|---------|---|
| REP MATTHEWS, ANDY       | 635   | 50.48%  |  |
| LPN PROFETA, JED W.      | 24    | 1.91%   |  |
| DEM SPIEGEL, ELLEN       | 566   | 44.99%  |  |
| NONE OF THESE CANDIDATES | 33    | 2.62%   |  |
| Total Votes Cast         | 1,258 | 100.00% |  |
| Contest Totals           | 1,268 |         |   |

307


ATTORNEY GENERAL

Vote For 1

|                          | TOTAL | VOTE %  |   |
|--------------------------|-------|---------|---|
| REP CHATTAH, SIGAL       | 507   | 40.53%  |  |
| DEM FORD, AARON D.       | 640   | 51.16%  |  |
| LPN KENNEDY, JOHN T.     | 65    | 5.20%   |  |
| NONE OF THESE CANDIDATES | 39    | 3.12%   |  |
| Total Votes Cast         | 1,251 | 100.00% |  |
| Contest Totals           | 1,268 |         |   |





STATE SENATE, DISTRICT 16

Vote For 1

|                   | TOTAL | VOTE %  |   |
|-------------------|-------|---------|---|
| REP KRASNER, LISA | 679   | 54.94%  |  |
| DEM SIMS, AARON   | 557   | 45.06%  |  |
| Total Votes Cast  | 1,236 | 100.00% |  |
| Contest Totals    | 1,268 |         |   |




STATE ASSEMBLY, DISTRICT 40

Vote For 1

|                          | TOTAL | VOTE %  |   |
|--------------------------|-------|---------|---|
| DEM MCDANIEL, SHANNON C. | 570   | 45.82%  |  |
| REP O'NEILL, PHILIP "PK" | 632   | 50.80%  |  |
| LPN TOLL, SAM            | 42    | 3.38%   |  |
| Total Votes Cast         | 1,244 | 100.00% |  |
| Contest Totals           | 1,268 |         |   |




JUSTICE OF THE SUPREME COURT, SEAT A

Vote For 1

|                          | TOTAL | VOTE %  |   |
|--------------------------|-------|---------|---|
| NP BELL, LINDA           | 907   | 76.22%  |  |
| NONE OF THESE CANDIDATES | 283   | 23.78%  |  |
| Total Votes Cast         | 1,190 | 100.00% |  |
| Contest Totals           | 1,268 |         |   |

JUSTICE OF THE SUPREME COURT, SEAT E

Vote For 1

|                          | TOTAL | VOTE %  |   |
|--------------------------|-------|---------|---|
| NP PARRAGUIRRE, RON D.   | 914   | 76.94%  |  |
| NONE OF THESE CANDIDATES | 274   | 23.06%  |  |
| Total Votes Cast         | 1,188 | 100.00% |  |
| Contest Totals           | 1,268 |         |   |

Precinct Summary Results Report  
 General Election  
 November 8, 2022

OFFICIAL RESULTS

CARSON CITY

307

COURT OF APPEALS JUDGE, DEPARTMENT 1

Vote For 1

|                          | TOTAL | VOTE %  |  |
|--------------------------|-------|---------|--|
| NP FORSBERG, RHONDA K.   | 287   | 24.02%  |  |
| NP WESTBROOK, DEBORAH    | 612   | 51.21%  |  |
| NONE OF THESE CANDIDATES | 296   | 24.77%  |  |
| Total Votes Cast         | 1,195 | 100.00% |  |
| Contest Totals           | 1,268 |         |  |

COURT OF APPEALS JUDGE, DEPARTMENT 2

Vote For 1

|                          | TOTAL | VOTE %  |  |
|--------------------------|-------|---------|--|
| NP GIBBONS, MICHAEL      | 910   | 76.66%  |  |
| NONE OF THESE CANDIDATES | 277   | 23.34%  |  |
| Total Votes Cast         | 1,187 | 100.00% |  |
| Contest Totals           | 1,268 |         |  |

COURT OF APPEALS JUDGE, DEPARTMENT 3

Vote For 1

|                          | TOTAL | VOTE %  |  |
|--------------------------|-------|---------|--|
| NP BULLA, BONNIE         | 869   | 73.21%  |  |
| NONE OF THESE CANDIDATES | 318   | 26.79%  |  |
| Total Votes Cast         | 1,187 | 100.00% |  |
| Contest Totals           | 1,268 |         |  |

SCHOOL TRUSTEE, DISTRICT 1

Vote For 1

|                          | TOTAL | VOTE %  |  |
|--------------------------|-------|---------|--|
| NP RAMIREZ, MARIA "LUPE" | 659   | 55.71%  |  |
| NP STINSON, JASON        | 524   | 44.29%  |  |
| Total Votes Cast         | 1,183 | 100.00% |  |
| Contest Totals           | 1,268 |         |  |

SCHOOL TRUSTEE, DISTRICT 6




Vote For 1

|                       | TOTAL | VOTE %  |  |
|-----------------------|-------|---------|--|
| NP COBB-ADAMS, SHANNA | 603   | 52.07%  |  |
| NP WALT, MOLLY        | 555   | 47.93%  |  |
| Total Votes Cast      | 1,158 | 100.00% |  |
| Contest Totals        | 1,268 |         |  |

307




CLERK-RECORDER

Vote For 1

|                            | TOTAL | VOTE %  |   |
|----------------------------|-------|---------|---|
| NP HOEN, WILLIAM "SCOTT"   | 582   | 49.36%  |  |
| NP WILKE-MCCULLOCH, STACIE | 597   | 50.64%  |  |
| Total Votes Cast           | 1,179 | 100.00% |  |
| Contest Totals             | 1,268 |         |   |

BOARD OF SUPERVISORS, WARD 1

Vote For 1

|                   | TOTAL | VOTE %  |   |
|-------------------|-------|---------|---|
| NP BRADSHAW, WADE | 516   | 44.06%  |  |
| NP GIOMI, STACEY  | 655   | 55.94%  |  |
| Total Votes Cast  | 1,171 | 100.00% |  |
| Contest Totals    | 1,268 |         |   |


BOARD OF SUPERVISORS, WARD 3

Vote For 1

|                    | TOTAL | VOTE %  |   |
|--------------------|-------|---------|---|
| NP HORTON, CURTIS  | 683   | 58.83%  |    |
| NP WELLS, JAMES R. | 478   | 41.17%  |   |
| Total Votes Cast   | 1,161 | 100.00% |  |
| Contest Totals     | 1,268 |         |   |




QUESTION NO. 1

Vote For 1

|                  | TOTAL | VOTE %  |   |
|------------------|-------|---------|---|
| YES              | 711   | 57.06%  |  |
| NO               | 535   | 42.94%  |  |
| Total Votes Cast | 1,246 | 100.00% |  |
| Contest Totals   | 1,268 |         |   |

QUESTION NO. 2

Vote For 1

|                  | TOTAL | VOTE %  |   |
|------------------|-------|---------|---|
| YES              | 685   | 55.20%  |  |
| NO               | 556   | 44.80%  |  |
| Total Votes Cast | 1,241 | 100.00% |  |
| Contest Totals   | 1,268 |         |   |

QUESTION NO. 3

Vote For 1




|                  | TOTAL | VOTE %  |   |
|------------------|-------|---------|---|
| YES              | 715   | 57.20%  |  |
| NO               | 535   | 42.80%  |  |
| Total Votes Cast | 1,250 | 100.00% |  |
| Contest Totals   | 1,268 |         |   |

307

---

QUESTION NO. CC 1

Vote For 1

|                  | TOTAL | VOTE %  |   |
|------------------|-------|---------|---|
| YES              | 772   | 61.81%  |  |
| NO               | 477   | 38.19%  |  |
| Total Votes Cast | 1,249 | 100.00% |  |
| Contest Totals   | 1,268 |         |   |

Precinct Summary Results Report  
 General Election  
 November 8, 2022

OFFICIAL RESULTS








CARSON CITY

309

| Statistics                | TOTAL  |
|---------------------------|--------|
| Registered Voters - Total | 1,622  |
| Ballots Cast - Total      | 1,310  |
| Voter Turnout - Total     | 80.76% |






UNITED STATES SENATE

Vote For 1

|                             | TOTAL | VOTE %  |   |
|-----------------------------|-------|---------|---|
| DEM CORTEZ MASTO, CATHERINE | 473   | 36.16%  |  |
| REP LAXALT, ADAM PAUL       | 797   | 60.93%  |  |
| NPP LINDEMANN, BARRY        | 12    | 0.92%   |  |
| IAP RUBINSON, BARRY         | 7     | 0.54%   |  |
| LPN SCOTT, NEIL             | 1     | 0.08%   |  |
| NONE OF THESE CANDIDATES    | 18    | 1.38%   |  |
| Total Votes Cast            | 1,308 | 100.00% |  |
| Contest Totals              | 1,310 |         |   |







US REPRESENTATIVE IN CONGRESS DISTRICT 2

Vote For 1

|                       | TOTAL | VOTE %  |   |
|-----------------------|-------|---------|---|
| REP AMODEI, MARK E.   | 895   | 68.64%  |   |
| LPN BABER, DARRYL     | 8     | 0.61%   |  |
| IAP BEST, RUSSELL     | 12    | 0.92%   |  |
| DEM KRAUSE, ELIZABETH | 389   | 29.83%  |  |
| Total Votes Cast      | 1,304 | 100.00% |  |
| Contest Totals        | 1,310 |         |   |

GOVERNOR

Vote For 1

|                          | TOTAL | VOTE %  |   |
|--------------------------|-------|---------|---|
| IAP BRIDGES, ED          | 19    | 1.45%   |  |
| LPN DAVIS, BRANDON       | 19    | 1.45%   |  |
| REP LOMBARDO, JOE        | 804   | 61.51%  |  |
| DEM SISOLAK, STEVE       | 436   | 33.36%  |  |
| NONE OF THESE CANDIDATES | 29    | 2.22%   |  |
| Total Votes Cast         | 1,307 | 100.00% |  |
| Contest Totals           | 1,310 |         |   |



309

LIEUTENANT GOVERNOR

Vote For 1

|                                | TOTAL | VOTE %  |  |
|--------------------------------|-------|---------|--|
| REP ANTHONY, STAVROS           | 814   | 62.52%  |  |
| DEM CANO BURKHEAD, ELIZABETH   | 420   | 32.26%  |  |
| NPP DELAP, JOHN "TREY"         | 12    | 0.92%   |  |
| IAP HOGE, WILLIAM              | 15    | 1.15%   |  |
| LPN TACHIQUIN, JAVI "TRUJILLO" | 13    | 1.00%   |  |
| NONE OF THESE CANDIDATES       | 28    | 2.15%   |  |
| Total Votes Cast               | 1,302 | 100.00% |  |
| Contest Totals                 | 1,310 |         |  |

SECRETARY OF STATE

Vote For 1

|                                | TOTAL | VOTE %  |  |
|--------------------------------|-------|---------|--|
| DEM AGUILAR, FRANCISCO "CISCO" | 492   | 37.90%  |  |
| LPN CRANE, ROSS                | 11    | 0.85%   |  |
| IAP HANSEN, JANINE             | 29    | 2.23%   |  |
| REP MARCHANT, JIM              | 742   | 57.16%  |  |
| NONE OF THESE CANDIDATES       | 24    | 1.85%   |  |
| Total Votes Cast               | 1,298 | 100.00% |  |
| Contest Totals                 | 1,310 |         |  |

STATE TREASURER

Vote For 1

|                           | TOTAL | VOTE %  |  |
|---------------------------|-------|---------|--|
| DEM CONINE, ZACH          | 473   | 36.27%  |  |
| LPN ELLIOTT, BRYAN        | 18    | 1.38%   |  |
| REP FIORE, MICHELE        | 759   | 58.21%  |  |
| IAP HENDRICKSON, MARGARET | 17    | 1.30%   |  |
| NONE OF THESE CANDIDATES  | 37    | 2.84%   |  |
| Total Votes Cast          | 1,304 | 100.00% |  |
| Contest Totals            | 1,310 |         |  |

STATE CONTROLLER

Vote For 1

|                          | TOTAL | VOTE %  |  |
|--------------------------|-------|---------|--|
| REP MATTHEWS, ANDY       | 831   | 63.92%  |  |
| LPN PROFETA, JED W.      | 13    | 1.00%   |  |
| DEM SPIEGEL, ELLEN       | 423   | 32.54%  |  |
| NONE OF THESE CANDIDATES | 33    | 2.54%   |  |
| Total Votes Cast         | 1,300 | 100.00% |  |
| Contest Totals           | 1,310 |         |  |

309

ATTORNEY GENERAL

Vote For 1

|                          | TOTAL | VOTE %  |  |
|--------------------------|-------|---------|--|
| REP CHATTAH, SIGAL       | 657   | 50.46%  |  |
| DEM FORD, AARON D.       | 527   | 40.48%  |  |
| LPN KENNEDY, JOHN T.     | 54    | 4.15%   |  |
| NONE OF THESE CANDIDATES | 64    | 4.92%   |  |
| Total Votes Cast         | 1,302 | 100.00% |  |
| Contest Totals           | 1,310 |         |  |

STATE SENATE, DISTRICT 16

Vote For 1

|                   | TOTAL | VOTE %  |  |
|-------------------|-------|---------|--|
| REP KRASNER, LISA | 872   | 68.07%  |  |
| DEM SIMS, AARON   | 409   | 31.93%  |  |
| Total Votes Cast  | 1,281 | 100.00% |  |
| Contest Totals    | 1,310 |         |  |

STATE ASSEMBLY, DISTRICT 40

Vote For 1

|                          | TOTAL | VOTE %  |  |
|--------------------------|-------|---------|--|
| DEM MCDANIEL, SHANNON C. | 378   | 29.33%  |  |
| REP O'NEILL, PHILIP "PK" | 868   | 67.34%  |  |
| LPN TOLL, SAM            | 43    | 3.34%   |  |
| Total Votes Cast         | 1,289 | 100.00% |  |
| Contest Totals           | 1,310 |         |  |

JUSTICE OF THE SUPREME COURT, SEAT A

Vote For 1

|                          | TOTAL | VOTE %  |  |
|--------------------------|-------|---------|--|
| NP BELL, LINDA           | 920   | 76.99%  |  |
| NONE OF THESE CANDIDATES | 275   | 23.01%  |  |
| Total Votes Cast         | 1,195 | 100.00% |  |
| Contest Totals           | 1,310 |         |  |

JUSTICE OF THE SUPREME COURT, SEAT E

Vote For 1

|                          | TOTAL | VOTE %  |  |
|--------------------------|-------|---------|--|
| NP PARRAGUIRRE, RON D.   | 944   | 79.26%  |  |
| NONE OF THESE CANDIDATES | 247   | 20.74%  |  |
| Total Votes Cast         | 1,191 | 100.00% |  |
| Contest Totals           | 1,310 |         |  |

Precinct Summary Results Report  
 General Election  
 November 8, 2022

OFFICIAL RESULTS

CARSON CITY

309

COURT OF APPEALS JUDGE, DEPARTMENT 1

Vote For 1

|                          | TOTAL | VOTE %  |  |
|--------------------------|-------|---------|--|
| NP FORSBERG, RHONDA K.   | 283   | 23.31%  |  |
| NP WESTBROOK, DEBORAH    | 634   | 52.22%  |  |
| NONE OF THESE CANDIDATES | 297   | 24.46%  |  |
| Total Votes Cast         | 1,214 | 100.00% |  |
| Contest Totals           | 1,310 |         |  |

COURT OF APPEALS JUDGE, DEPARTMENT 2

Vote For 1

|                          | TOTAL | VOTE %  |  |
|--------------------------|-------|---------|--|
| NP GIBBONS, MICHAEL      | 918   | 77.21%  |  |
| NONE OF THESE CANDIDATES | 271   | 22.79%  |  |
| Total Votes Cast         | 1,189 | 100.00% |  |
| Contest Totals           | 1,310 |         |  |

COURT OF APPEALS JUDGE, DEPARTMENT 3

Vote For 1

|                          | TOTAL | VOTE %  |  |
|--------------------------|-------|---------|--|
| NP BULLA, BONNIE         | 864   | 73.03%  |  |
| NONE OF THESE CANDIDATES | 319   | 26.97%  |  |
| Total Votes Cast         | 1,183 | 100.00% |  |
| Contest Totals           | 1,310 |         |  |

SCHOOL TRUSTEE, DISTRICT 1

Vote For 1

|                          | TOTAL | VOTE %  |  |
|--------------------------|-------|---------|--|
| NP RAMIREZ, MARIA "LUPE" | 559   | 46.35%  |  |
| NP STINSON, JASON        | 647   | 53.65%  |  |
| Total Votes Cast         | 1,206 | 100.00% |  |
| Contest Totals           | 1,310 |         |  |

SCHOOL TRUSTEE, DISTRICT 6

Vote For 1

|                       | TOTAL | VOTE %  |  |
|-----------------------|-------|---------|--|
| NP COBB-ADAMS, SHANNA | 521   | 43.86%  |  |
| NP WALT, MOLLY        | 667   | 56.14%  |  |
| Total Votes Cast      | 1,188 | 100.00% |  |
| Contest Totals        | 1,310 |         |  |

Precinct Summary Results Report  
 General Election  
 November 8, 2022



OFFICIAL RESULTS

CARSON CITY

309

CLERK-RECORDER

Vote For 1

|                            | TOTAL | VOTE %  |   |
|----------------------------|-------|---------|---|
| NP HOEN, WILLIAM "SCOTT"   | 632   | 52.27%  |  |
| NP WILKE-MCCULLOCH, STACIE | 577   | 47.73%  |  |
| Total Votes Cast           | 1,209 | 100.00% |  |
| Contest Totals             | 1,310 |         |   |




BOARD OF SUPERVISORS, WARD 1

Vote For 1

|                   | TOTAL | VOTE %  |   |
|-------------------|-------|---------|---|
| NP BRADSHAW, WADE | 510   | 42.22%  |  |
| NP GIOMI, STACEY  | 698   | 57.78%  |  |
| Total Votes Cast  | 1,208 | 100.00% |  |
| Contest Totals    | 1,310 |         |   |

BOARD OF SUPERVISORS, WARD 3

Vote For 1

|                    | TOTAL | VOTE %  |   |
|--------------------|-------|---------|---|
| NP HORTON, CURTIS  | 744   | 62.63%  |    |
| NP WELLS, JAMES R. | 444   | 37.37%  |   |
| Total Votes Cast   | 1,188 | 100.00% |  |
| Contest Totals     | 1,310 |         |   |




QUESTION NO. 1

Vote For 1

|                  | TOTAL | VOTE %  |   |
|------------------|-------|---------|---|
| YES              | 523   | 40.57%  |  |
| NO               | 766   | 59.43%  |  |
| Total Votes Cast | 1,289 | 100.00% |  |
| Contest Totals   | 1,310 |         |   |



QUESTION NO. 2

Vote For 1

|                  | TOTAL | VOTE %  |   |
|------------------|-------|---------|---|
| YES              | 484   | 37.64%  |  |
| NO               | 802   | 62.36%  |  |
| Total Votes Cast | 1,286 | 100.00% |  |
| Contest Totals   | 1,310 |         |   |

QUESTION NO. 3

Vote For 1




|                  | TOTAL | VOTE %  |   |
|------------------|-------|---------|---|
| YES              | 537   | 41.69%  |  |
| NO               | 751   | 58.31%  |  |
| Total Votes Cast | 1,288 | 100.00% |  |
| Contest Totals   | 1,310 |         |   |

309

---

QUESTION NO. CC 1

Vote For 1

|                  | TOTAL | VOTE %  |   |
|------------------|-------|---------|---|
| YES              | 730   | 56.33%  |  |
| NO               | 566   | 43.67%  |  |
| Total Votes Cast | 1,296 | 100.00% |  |
| Contest Totals   | 1,310 |         |   |

Precinct Summary Results Report  
 General Election  
 November 8, 2022

OFFICIAL RESULTS

CARSON CITY

401

Statistics








TOTAL

|                           |        |
|---------------------------|--------|
| Registered Voters - Total | 1,388  |
| Ballots Cast - Total      | 773    |
| Voter Turnout - Total     | 55.69% |

UNITED STATES SENATE

Vote For 1






TOTAL VOTE %

|                             |     |         |   |
|-----------------------------|-----|---------|---|
| DEM CORTEZ MASTO, CATHERINE | 367 | 47.60%  |  |
| REP LAXALT, ADAM PAUL       | 363 | 47.08%  |  |
| NPP LINDEMANN, BARRY        | 11  | 1.43%   |  |
| IAP RUBINSON, BARRY         | 9   | 1.17%   |  |
| LPN SCOTT, NEIL             | 7   | 0.91%   |  |
| NONE OF THESE CANDIDATES    | 14  | 1.82%   |  |
| Total Votes Cast            | 771 | 100.00% |  |
| Contest Totals              | 773 |         |   |

US REPRESENTATIVE IN CONGRESS DISTRICT 2

Vote For 1







TOTAL VOTE %

|                       |     |         |   |
|-----------------------|-----|---------|---|
| REP AMODEI, MARK E.   | 415 | 54.39%  |   |
| LPN BABER, DARRYL     | 12  | 1.57%   |  |
| IAP BEST, RUSSELL     | 11  | 1.44%   |  |
| DEM KRAUSE, ELIZABETH | 325 | 42.60%  |  |
| Total Votes Cast      | 763 | 100.00% |  |
| Contest Totals        | 773 |         |   |

GOVERNOR

Vote For 1








TOTAL VOTE %

|                          |     |         |   |
|--------------------------|-----|---------|---|
| IAP BRIDGES, ED          | 8   | 1.04%   |  |
| LPN DAVIS, BRANDON       | 19  | 2.46%   |  |
| REP LOMBARDO, JOE        | 379 | 49.16%  |  |
| DEM SISOLAK, STEVE       | 352 | 45.66%  |  |
| NONE OF THESE CANDIDATES | 13  | 1.69%   |  |
| Total Votes Cast         | 771 | 100.00% |  |
| Contest Totals           | 773 |         |   |

401







LIEUTENANT GOVERNOR

Vote For 1

|                                | TOTAL | VOTE %  |   |
|--------------------------------|-------|---------|---|
| REP ANTHONY, STAVROS           | 372   | 48.50%  |  |
| DEM CANO BURKHEAD, ELIZABETH   | 337   | 43.94%  |  |
| NPP DELAP, JOHN "TREY"         | 9     | 1.17%   |  |
| IAP HOGE, WILLIAM              | 9     | 1.17%   |  |
| LPN TACHIQUIN, JAVI "TRUJILLO" | 16    | 2.09%   |  |
| NONE OF THESE CANDIDATES       | 24    | 3.13%   |  |
| Total Votes Cast               | 767   | 100.00% |  |
| Contest Totals                 | 773   |         |   |







SECRETARY OF STATE

Vote For 1

|                                | TOTAL | VOTE %  |  |
|--------------------------------|-------|---------|--|
| DEM AGUILAR, FRANCISCO "CISCO" | 376   | 49.28%  |   |
| LPN CRANE, ROSS                | 17    | 2.23%   |   |
| IAP HANSEN, JANINE             | 18    | 2.36%   |   |
| REP MARCHANT, JIM              | 335   | 43.91%  |   |
| NONE OF THESE CANDIDATES       | 17    | 2.23%   |   |
| Total Votes Cast               | 763   | 100.00% |  |
| Contest Totals                 | 773   |         |  |






STATE TREASURER

Vote For 1

|                           | TOTAL | VOTE %  |   |
|---------------------------|-------|---------|---|
| DEM CONINE, ZACH          | 353   | 46.14%  |  |
| LPN ELLIOTT, BRYAN        | 20    | 2.61%   |  |
| REP FIORE, MICHELE        | 355   | 46.41%  |  |
| IAP HENDRICKSON, MARGARET | 13    | 1.70%   |  |
| NONE OF THESE CANDIDATES  | 24    | 3.14%   |  |
| Total Votes Cast          | 765   | 100.00% |  |
| Contest Totals            | 773   |         |   |

STATE CONTROLLER

Vote For 1

|                          | TOTAL | VOTE %  |   |
|--------------------------|-------|---------|---|
| REP MATTHEWS, ANDY       | 384   | 50.20%  |  |
| LPN PROFETA, JED W.      | 18    | 2.35%   |  |
| DEM SPIEGEL, ELLEN       | 341   | 44.58%  |  |
| NONE OF THESE CANDIDATES | 22    | 2.88%   |  |
| Total Votes Cast         | 765   | 100.00% |  |
| Contest Totals           | 773   |         |   |

401

ATTORNEY GENERAL

Vote For 1

|                          | TOTAL | VOTE %  |  |
|--------------------------|-------|---------|--|
| REP CHATTAH, SIGAL       | 308   | 40.31%  |  |
| DEM FORD, AARON D.       | 392   | 51.31%  |  |
| LPN KENNEDY, JOHN T.     | 35    | 4.58%   |  |
| NONE OF THESE CANDIDATES | 29    | 3.80%   |  |
| Total Votes Cast         | 764   | 100.00% |  |
| Contest Totals           | 773   |         |  |

STATE SENATE, DISTRICT 16

Vote For 1

|                   | TOTAL | VOTE %  |  |
|-------------------|-------|---------|--|
| REP KRASNER, LISA | 402   | 54.32%  |  |
| DEM SIMS, AARON   | 338   | 45.68%  |  |
| Total Votes Cast  | 740   | 100.00% |  |
| Contest Totals    | 773   |         |  |

STATE ASSEMBLY, DISTRICT 40

Vote For 1

|                          | TOTAL | VOTE %  |  |
|--------------------------|-------|---------|--|
| DEM MCDANIEL, SHANNON C. | 342   | 45.60%  |  |
| REP O'NEILL, PHILIP "PK" | 384   | 51.20%  |  |
| LPN TOLL, SAM            | 24    | 3.20%   |  |
| Total Votes Cast         | 750   | 100.00% |  |
| Contest Totals           | 773   |         |  |

JUSTICE OF THE SUPREME COURT, SEAT A

Vote For 1

|                          | TOTAL | VOTE %  |  |
|--------------------------|-------|---------|--|
| NP BELL, LINDA           | 490   | 69.50%  |  |
| NONE OF THESE CANDIDATES | 215   | 30.50%  |  |
| Total Votes Cast         | 705   | 100.00% |  |
| Contest Totals           | 773   |         |  |

JUSTICE OF THE SUPREME COURT, SEAT E

Vote For 1

|                          | TOTAL | VOTE %  |  |
|--------------------------|-------|---------|--|
| NP PARRAGUIRRE, RON D.   | 490   | 69.70%  |  |
| NONE OF THESE CANDIDATES | 213   | 30.30%  |  |
| Total Votes Cast         | 703   | 100.00% |  |
| Contest Totals           | 773   |         |  |



Precinct Summary Results Report  
 General Election  
 November 8, 2022

OFFICIAL RESULTS

CARSON CITY

401

COURT OF APPEALS JUDGE, DEPARTMENT 1

Vote For 1

|                          | TOTAL | VOTE %  |  |
|--------------------------|-------|---------|--|
| NP FORSBERG, RHONDA K.   | 162   | 23.08%  |  |
| NP WESTBROOK, DEBORAH    | 325   | 46.30%  |  |
| NONE OF THESE CANDIDATES | 215   | 30.63%  |  |
| Total Votes Cast         | 702   | 100.00% |  |
| Contest Totals           | 773   |         |  |

COURT OF APPEALS JUDGE, DEPARTMENT 2

Vote For 1

|                          | TOTAL | VOTE %  |  |
|--------------------------|-------|---------|--|
| NP GIBBONS, MICHAEL      | 498   | 71.24%  |  |
| NONE OF THESE CANDIDATES | 201   | 28.76%  |  |
| Total Votes Cast         | 699   | 100.00% |  |
| Contest Totals           | 773   |         |  |

COURT OF APPEALS JUDGE, DEPARTMENT 3

Vote For 1

|                          | TOTAL | VOTE %  |  |
|--------------------------|-------|---------|--|
| NP BULLA, BONNIE         | 468   | 67.53%  |  |
| NONE OF THESE CANDIDATES | 225   | 32.47%  |  |
| Total Votes Cast         | 693   | 100.00% |  |
| Contest Totals           | 773   |         |  |

SCHOOL TRUSTEE, DISTRICT 1

Vote For 1

|                          | TOTAL | VOTE %  |  |
|--------------------------|-------|---------|--|
| NP RAMIREZ, MARIA "LUPE" | 368   | 52.87%  |  |
| NP STINSON, JASON        | 328   | 47.13%  |  |
| Total Votes Cast         | 696   | 100.00% |  |
| Contest Totals           | 773   |         |  |

SCHOOL TRUSTEE, DISTRICT 6




Vote For 1

|                       | TOTAL | VOTE %  |  |
|-----------------------|-------|---------|--|
| NP COBB-ADAMS, SHANNA | 288   | 43.18%  |  |
| NP WALT, MOLLY        | 379   | 56.82%  |  |
| Total Votes Cast      | 667   | 100.00% |  |
| Contest Totals        | 773   |         |  |

401

CLERK-RECORDER

Vote For 1

|                            | TOTAL | VOTE %  |   |
|----------------------------|-------|---------|---|
| NP HOEN, WILLIAM "SCOTT"   | 346   | 49.86%  |  |
| NP WILKE-MCCULLOCH, STACIE | 348   | 50.14%  |  |
| Total Votes Cast           | 694   | 100.00% |  |
| Contest Totals             | 773   |         |   |


BOARD OF SUPERVISORS, WARD 1

Vote For 1

|                   | TOTAL | VOTE %  |   |
|-------------------|-------|---------|---|
| NP BRADSHAW, WADE | 307   | 45.01%  |  |
| NP GIOMI, STACEY  | 375   | 54.99%  |  |
| Total Votes Cast  | 682   | 100.00% |  |
| Contest Totals    | 773   |         |   |

BOARD OF SUPERVISORS, WARD 3

Vote For 1

|                    | TOTAL | VOTE %  |   |
|--------------------|-------|---------|---|
| NP HORTON, CURTIS  | 426   | 64.25%  |    |
| NP WELLS, JAMES R. | 237   | 35.75%  |   |
| Total Votes Cast   | 663   | 100.00% |  |
| Contest Totals     | 773   |         |   |

QUESTION NO. 1

Vote For 1

|                  | TOTAL | VOTE %  |   |
|------------------|-------|---------|---|
| YES              | 444   | 58.89%  |  |
| NO               | 310   | 41.11%  |  |
| Total Votes Cast | 754   | 100.00% |  |
| Contest Totals   | 773   |         |   |



QUESTION NO. 2

Vote For 1

|                  | TOTAL | VOTE %  |   |
|------------------|-------|---------|---|
| YES              | 395   | 52.81%  |  |
| NO               | 353   | 47.19%  |  |
| Total Votes Cast | 748   | 100.00% |  |
| Contest Totals   | 773   |         |   |

QUESTION NO. 3

Vote For 1

|                  | TOTAL | VOTE %  |   |
|------------------|-------|---------|---|
| YES              | 404   | 54.08%  |  |
| NO               | 343   | 45.92%  |  |
| Total Votes Cast | 747   | 100.00% |  |
| Contest Totals   | 773   |         |   |

401

---

QUESTION NO. CC 1

Vote For 1

|                  | TOTAL | VOTE %  |   |
|------------------|-------|---------|---|
| YES              | 471   | 62.30%  |  |
| NO               | 285   | 37.70%  |  |
| Total Votes Cast | 756   | 100.00% |  |
| Contest Totals   | 773   |         |   |

Precinct Summary Results Report  
 General Election  
 November 8, 2022

OFFICIAL RESULTS








CARSON CITY

403

| Statistics                | TOTAL  |
|---------------------------|--------|
| Registered Voters - Total | 1,904  |
| Ballots Cast - Total      | 1,109  |
| Voter Turnout - Total     | 58.25% |






UNITED STATES SENATE

Vote For 1

|                             | TOTAL | VOTE %  |   |
|-----------------------------|-------|---------|---|
| DEM CORTEZ MASTO, CATHERINE | 486   | 43.98%  |  |
| REP LAXALT, ADAM PAUL       | 573   | 51.86%  |  |
| NPP LINDEMANN, BARRY        | 11    | 1.00%   |  |
| IAP RUBINSON, BARRY         | 9     | 0.81%   |  |
| LPN SCOTT, NEIL             | 7     | 0.63%   |  |
| NONE OF THESE CANDIDATES    | 19    | 1.72%   |  |
| Total Votes Cast            | 1,105 | 100.00% |  |
| Contest Totals              | 1,109 |         |   |







US REPRESENTATIVE IN CONGRESS DISTRICT 2

Vote For 1

|                       | TOTAL | VOTE %  |   |
|-----------------------|-------|---------|---|
| REP AMODEI, MARK E.   | 636   | 57.71%  |   |
| LPN BABER, DARRYL     | 13    | 1.18%   |  |
| IAP BEST, RUSSELL     | 21    | 1.91%   |  |
| DEM KRAUSE, ELIZABETH | 432   | 39.20%  |  |
| Total Votes Cast      | 1,102 | 100.00% |  |
| Contest Totals        | 1,109 |         |   |

GOVERNOR








Vote For 1

|                          | TOTAL | VOTE %  |   |
|--------------------------|-------|---------|---|
| IAP BRIDGES, ED          | 13    | 1.18%   |  |
| LPN DAVIS, BRANDON       | 22    | 1.99%   |  |
| REP LOMBARDO, JOE        | 574   | 51.90%  |  |
| DEM SISOLAK, STEVE       | 479   | 43.31%  |  |
| NONE OF THESE CANDIDATES | 18    | 1.63%   |  |
| Total Votes Cast         | 1,106 | 100.00% |  |
| Contest Totals           | 1,109 |         |   |

403







LIEUTENANT GOVERNOR

Vote For 1

|                                | TOTAL | VOTE %  |   |
|--------------------------------|-------|---------|---|
| REP ANTHONY, STAVROS           | 587   | 53.61%  |  |
| DEM CANO BURKHEAD, ELIZABETH   | 438   | 40.00%  |  |
| NPP DELAP, JOHN "TREY"         | 13    | 1.19%   |  |
| IAP HOGE, WILLIAM              | 16    | 1.46%   |  |
| LPN TACHIQUIN, JAVI "TRUJILLO" | 6     | 0.55%   |  |
| NONE OF THESE CANDIDATES       | 35    | 3.20%   |  |
| Total Votes Cast               | 1,095 | 100.00% |  |
| Contest Totals                 | 1,109 |         |   |







SECRETARY OF STATE

Vote For 1

|                                | TOTAL | VOTE %  |  |
|--------------------------------|-------|---------|--|
| DEM AGUILAR, FRANCISCO "CISCO" | 483   | 44.15%  |   |
| LPN CRANE, ROSS                | 9     | 0.82%   |   |
| IAP HANSEN, JANINE             | 25    | 2.29%   |   |
| REP MARCHANT, JIM              | 556   | 50.82%  |   |
| NONE OF THESE CANDIDATES       | 21    | 1.92%   |   |
| Total Votes Cast               | 1,094 | 100.00% |  |
| Contest Totals                 | 1,109 |         |  |






STATE TREASURER

Vote For 1

|                           | TOTAL | VOTE %  |   |
|---------------------------|-------|---------|---|
| DEM CONINE, ZACH          | 467   | 42.49%  |  |
| LPN ELLIOTT, BRYAN        | 19    | 1.73%   |  |
| REP FIORE, MICHELE        | 556   | 50.59%  |  |
| IAP HENDRICKSON, MARGARET | 26    | 2.37%   |  |
| NONE OF THESE CANDIDATES  | 31    | 2.82%   |  |
| Total Votes Cast          | 1,099 | 100.00% |  |
| Contest Totals            | 1,109 |         |   |

STATE CONTROLLER

Vote For 1

|                          | TOTAL | VOTE %  |   |
|--------------------------|-------|---------|---|
| REP MATTHEWS, ANDY       | 611   | 55.80%  |  |
| LPN PROFETA, JED W.      | 15    | 1.37%   |  |
| DEM SPIEGEL, ELLEN       | 441   | 40.27%  |  |
| NONE OF THESE CANDIDATES | 28    | 2.56%   |  |
| Total Votes Cast         | 1,095 | 100.00% |  |
| Contest Totals           | 1,109 |         |   |

403

ATTORNEY GENERAL

Vote For 1

|                          | TOTAL | VOTE %  |  |
|--------------------------|-------|---------|--|
| REP CHATTAH, SIGAL       | 461   | 42.14%  |  |
| DEM FORD, AARON D.       | 529   | 48.35%  |  |
| LPN KENNEDY, JOHN T.     | 47    | 4.30%   |  |
| NONE OF THESE CANDIDATES | 57    | 5.21%   |  |
| Total Votes Cast         | 1,094 | 100.00% |  |
| Contest Totals           | 1,109 |         |  |

STATE SENATE, DISTRICT 16

Vote For 1

|                   | TOTAL | VOTE %  |  |
|-------------------|-------|---------|--|
| REP KRASNER, LISA | 635   | 59.18%  |  |
| DEM SIMS, AARON   | 438   | 40.82%  |  |
| Total Votes Cast  | 1,073 | 100.00% |  |
| Contest Totals    | 1,109 |         |  |

STATE ASSEMBLY, DISTRICT 40

Vote For 1

|                          | TOTAL | VOTE %  |  |
|--------------------------|-------|---------|--|
| DEM MCDANIEL, SHANNON C. | 451   | 41.72%  |  |
| REP O'NEILL, PHILIP "PK" | 601   | 55.60%  |  |
| LPN TOLL, SAM            | 29    | 2.68%   |  |
| Total Votes Cast         | 1,081 | 100.00% |  |
| Contest Totals           | 1,109 |         |  |

JUSTICE OF THE SUPREME COURT, SEAT A

Vote For 1

|                          | TOTAL | VOTE %  |  |
|--------------------------|-------|---------|--|
| NP BELL, LINDA           | 739   | 72.88%  |  |
| NONE OF THESE CANDIDATES | 275   | 27.12%  |  |
| Total Votes Cast         | 1,014 | 100.00% |  |
| Contest Totals           | 1,109 |         |  |

JUSTICE OF THE SUPREME COURT, SEAT E

Vote For 1

|                          | TOTAL | VOTE %  |  |
|--------------------------|-------|---------|--|
| NP PARRAGUIRRE, RON D.   | 738   | 73.00%  |  |
| NONE OF THESE CANDIDATES | 273   | 27.00%  |  |
| Total Votes Cast         | 1,011 | 100.00% |  |
| Contest Totals           | 1,109 |         |  |

403

COURT OF APPEALS JUDGE, DEPARTMENT 1

Vote For 1

|                          | TOTAL | VOTE %  |  |
|--------------------------|-------|---------|--|
| NP FORSBERG, RHONDA K.   | 259   | 25.67%  |  |
| NP WESTBROOK, DEBORAH    | 495   | 49.06%  |  |
| NONE OF THESE CANDIDATES | 255   | 25.27%  |  |
| Total Votes Cast         | 1,009 | 100.00% |  |
| Contest Totals           | 1,109 |         |  |

COURT OF APPEALS JUDGE, DEPARTMENT 2

Vote For 1

|                          | TOTAL | VOTE %  |  |
|--------------------------|-------|---------|--|
| NP GIBBONS, MICHAEL      | 751   | 74.80%  |  |
| NONE OF THESE CANDIDATES | 253   | 25.20%  |  |
| Total Votes Cast         | 1,004 | 100.00% |  |
| Contest Totals           | 1,109 |         |  |

COURT OF APPEALS JUDGE, DEPARTMENT 3

Vote For 1

|                          | TOTAL | VOTE %  |  |
|--------------------------|-------|---------|--|
| NP BULLA, BONNIE         | 723   | 72.08%  |  |
| NONE OF THESE CANDIDATES | 280   | 27.92%  |  |
| Total Votes Cast         | 1,003 | 100.00% |  |
| Contest Totals           | 1,109 |         |  |

SCHOOL TRUSTEE, DISTRICT 1

Vote For 1

|                          | TOTAL | VOTE %  |  |
|--------------------------|-------|---------|--|
| NP RAMIREZ, MARIA "LUPE" | 498   | 50.46%  |  |
| NP STINSON, JASON        | 489   | 49.54%  |  |
| Total Votes Cast         | 987   | 100.00% |  |
| Contest Totals           | 1,109 |         |  |

SCHOOL TRUSTEE, DISTRICT 6



Vote For 1

|                       | TOTAL | VOTE %  |  |
|-----------------------|-------|---------|--|
| NP COBB-ADAMS, SHANNA | 464   | 47.79%  |  |
| NP WALT, MOLLY        | 507   | 52.21%  |  |
| Total Votes Cast      | 971   | 100.00% |  |
| Contest Totals        | 1,109 |         |  |

403



CLERK-RECORDER

Vote For 1

|                            | TOTAL | VOTE %  |   |
|----------------------------|-------|---------|---|
| NP HOEN, WILLIAM "SCOTT"   | 517   | 52.43%  |  |
| NP WILKE-MCCULLOCH, STACIE | 469   | 47.57%  |  |
| Total Votes Cast           | 986   | 100.00% |  |
| Contest Totals             | 1,109 |         |   |




BOARD OF SUPERVISORS, WARD 1

Vote For 1

|                   | TOTAL | VOTE %  |   |
|-------------------|-------|---------|---|
| NP BRADSHAW, WADE | 461   | 46.90%  |  |
| NP GIOMI, STACEY  | 522   | 53.10%  |  |
| Total Votes Cast  | 983   | 100.00% |  |
| Contest Totals    | 1,109 |         |   |




BOARD OF SUPERVISORS, WARD 3

Vote For 1

|                    | TOTAL | VOTE %  |   |
|--------------------|-------|---------|---|
| NP HORTON, CURTIS  | 578   | 59.83%  |    |
| NP WELLS, JAMES R. | 388   | 40.17%  |   |
| Total Votes Cast   | 966   | 100.00% |  |
| Contest Totals     | 1,109 |         |   |




QUESTION NO. 1

Vote For 1

|                  | TOTAL | VOTE %  |   |
|------------------|-------|---------|---|
| YES              | 566   | 52.41%  |  |
| NO               | 514   | 47.59%  |  |
| Total Votes Cast | 1,080 | 100.00% |  |
| Contest Totals   | 1,109 |         |   |




QUESTION NO. 2

Vote For 1

|                  | TOTAL | VOTE %  |   |
|------------------|-------|---------|---|
| YES              | 545   | 50.46%  |  |
| NO               | 535   | 49.54%  |  |
| Total Votes Cast | 1,080 | 100.00% |  |
| Contest Totals   | 1,109 |         |   |

QUESTION NO. 3

Vote For 1

|                  | TOTAL | VOTE %  |   |
|------------------|-------|---------|---|
| YES              | 581   | 53.35%  |  |
| NO               | 508   | 46.65%  |  |
| Total Votes Cast | 1,089 | 100.00% |  |
| Contest Totals   | 1,109 |         |   |




403

---

QUESTION NO. CC 1

Vote For 1

|                  | TOTAL | VOTE %  |   |
|------------------|-------|---------|---|
| YES              | 690   | 63.42%  |  |
| NO               | 398   | 36.58%  |  |
| Total Votes Cast | 1,088 | 100.00% |  |
| Contest Totals   | 1,109 |         |   |

Precinct Summary Results Report  
 General Election  
 November 8, 2022

OFFICIAL RESULTS

CARSON CITY

405

**Statistics** TOTAL

|                           |        |
|---------------------------|--------|
| Registered Voters - Total | 1,469  |
| Ballots Cast - Total      | 923    |
| Voter Turnout - Total     | 62.83% |

**UNITED STATES SENATE**

Vote For 1

|                             | TOTAL | VOTE %  |  |
|-----------------------------|-------|---------|--|
| DEM CORTEZ MASTO, CATHERINE | 414   | 44.90%  | <div style="width: 44.90%; background-color: #FFD700;"></div>  |
| REP LAXALT, ADAM PAUL       | 469   | 50.87%  | <div style="width: 50.87%; background-color: #FFD700;"></div>  |
| NPP LINDEMANN, BARRY        | 12    | 1.30%   | <div style="width: 1.30%; background-color: #FFD700;"></div>   |
| IAP RUBINSON, BARRY         | 4     | 0.43%   | <div style="width: 0.43%; background-color: #FFD700;"></div>   |
| LPN SCOTT, NEIL             | 12    | 1.30%   | <div style="width: 1.30%; background-color: #FFD700;"></div>   |
| NONE OF THESE CANDIDATES    | 11    | 1.19%   | <div style="width: 1.19%; background-color: #FFD700;"></div>   |
| Total Votes Cast            | 922   | 100.00% | <div style="width: 100.00%; background-color: #FFD700;"></div> |
| Contest Totals              | 923   |         |  |

**US REPRESENTATIVE IN CONGRESS DISTRICT 2**

Vote For 1

|                       | TOTAL | VOTE %  |  |
|-----------------------|-------|---------|--|
| REP AMODEI, MARK E.   | 538   | 58.54%  | <div style="width: 58.54%; background-color: #FFD700;"></div>  |
| LPN BABER, DARRYL     | 6     | 0.65%   | <div style="width: 0.65%; background-color: #FFD700;"></div>   |
| IAP BEST, RUSSELL     | 13    | 1.41%   | <div style="width: 1.41%; background-color: #FFD700;"></div>   |
| DEM KRAUSE, ELIZABETH | 362   | 39.39%  | <div style="width: 39.39%; background-color: #FFD700;"></div>  |
| Total Votes Cast      | 919   | 100.00% | <div style="width: 100.00%; background-color: #FFD700;"></div> |
| Contest Totals        | 923   |         |  |

**GOVERNOR**








Vote For 1

|                          | TOTAL | VOTE %  |  |
|--------------------------|-------|---------|--|
| IAP BRIDGES, ED          | 11    | 1.20%   | <div style="width: 1.20%; background-color: #FFD700;"></div>   |
| LPN DAVIS, BRANDON       | 18    | 1.96%   | <div style="width: 1.96%; background-color: #FFD700;"></div>   |
| REP LOMBARDO, JOE        | 476   | 51.85%  | <div style="width: 51.85%; background-color: #FFD700;"></div>  |
| DEM SISOLAK, STEVE       | 392   | 42.70%  | <div style="width: 42.70%; background-color: #FFD700;"></div>  |
| NONE OF THESE CANDIDATES | 21    | 2.29%   | <div style="width: 2.29%; background-color: #FFD700;"></div>   |
| Total Votes Cast         | 918   | 100.00% | <div style="width: 100.00%; background-color: #FFD700;"></div> |
| Contest Totals           | 923   |         |  |

405







LIEUTENANT GOVERNOR

Vote For 1

|                                | TOTAL | VOTE %  |   |
|--------------------------------|-------|---------|---|
| REP ANTHONY, STAVROS           | 474   | 51.58%  |  |
| DEM CANO BURKHEAD, ELIZABETH   | 394   | 42.87%  |  |
| NPP DELAP, JOHN "TREY"         | 11    | 1.20%   |  |
| IAP HOGE, WILLIAM              | 4     | 0.44%   |  |
| LPN TACHIQUIN, JAVI "TRUJILLO" | 15    | 1.63%   |  |
| NONE OF THESE CANDIDATES       | 21    | 2.29%   |  |
| Total Votes Cast               | 919   | 100.00% |  |
| Contest Totals                 | 923   |         |   |







SECRETARY OF STATE

Vote For 1

|                                | TOTAL | VOTE %  |  |
|--------------------------------|-------|---------|--|
| DEM AGUILAR, FRANCISCO "CISCO" | 427   | 46.77%  |   |
| LPN CRANE, ROSS                | 10    | 1.10%   |   |
| IAP HANSEN, JANINE             | 15    | 1.64%   |   |
| REP MARCHANT, JIM              | 446   | 48.85%  |   |
| NONE OF THESE CANDIDATES       | 15    | 1.64%   |   |
| Total Votes Cast               | 913   | 100.00% |  |
| Contest Totals                 | 923   |         |  |






STATE TREASURER

Vote For 1

|                           | TOTAL | VOTE %  |   |
|---------------------------|-------|---------|---|
| DEM CONINE, ZACH          | 409   | 44.50%  |  |
| LPN ELLIOTT, BRYAN        | 13    | 1.41%   |  |
| REP FIORE, MICHELE        | 449   | 48.86%  |  |
| IAP HENDRICKSON, MARGARET | 21    | 2.29%   |  |
| NONE OF THESE CANDIDATES  | 27    | 2.94%   |  |
| Total Votes Cast          | 919   | 100.00% |  |
| Contest Totals            | 923   |         |   |

STATE CONTROLLER

Vote For 1

|                          | TOTAL | VOTE %  |   |
|--------------------------|-------|---------|---|
| REP MATTHEWS, ANDY       | 489   | 53.38%  |  |
| LPN PROFETA, JED W.      | 14    | 1.53%   |  |
| DEM SPIEGEL, ELLEN       | 388   | 42.36%  |  |
| NONE OF THESE CANDIDATES | 25    | 2.73%   |  |
| Total Votes Cast         | 916   | 100.00% |  |
| Contest Totals           | 923   |         |   |

Precinct Summary Results Report  
 General Election  
 November 8, 2022

OFFICIAL RESULTS

CARSON CITY

405

ATTORNEY GENERAL

Vote For 1

|                          | TOTAL | VOTE %  |  |
|--------------------------|-------|---------|--|
| REP CHATTAH, SIGAL       | 368   | 40.13%  |  |
| DEM FORD, AARON D.       | 466   | 50.82%  |  |
| LPN KENNEDY, JOHN T.     | 43    | 4.69%   |  |
| NONE OF THESE CANDIDATES | 40    | 4.36%   |  |
| Total Votes Cast         | 917   | 100.00% |  |
| Contest Totals           | 923   |         |  |

STATE SENATE, DISTRICT 16

Vote For 1

|                   | TOTAL | VOTE %  |  |
|-------------------|-------|---------|--|
| REP KRASNER, LISA | 524   | 58.03%  |  |
| DEM SIMS, AARON   | 379   | 41.97%  |  |
| Total Votes Cast  | 903   | 100.00% |  |
| Contest Totals    | 923   |         |  |

STATE ASSEMBLY, DISTRICT 40

Vote For 1

|                          | TOTAL | VOTE %  |  |
|--------------------------|-------|---------|--|
| DEM MCDANIEL, SHANNON C. | 371   | 40.86%  |  |
| REP O'NEILL, PHILIP "PK" | 520   | 57.27%  |  |
| LPN TOLL, SAM            | 17    | 1.87%   |  |
| Total Votes Cast         | 908   | 100.00% |  |
| Contest Totals           | 923   |         |  |

JUSTICE OF THE SUPREME COURT, SEAT A

Vote For 1

|                          | TOTAL | VOTE %  |  |
|--------------------------|-------|---------|--|
| NP BELL, LINDA           | 646   | 76.18%  |  |
| NONE OF THESE CANDIDATES | 202   | 23.82%  |  |
| Total Votes Cast         | 848   | 100.00% |  |
| Contest Totals           | 923   |         |  |

JUSTICE OF THE SUPREME COURT, SEAT E

Vote For 1

|                          | TOTAL | VOTE %  |  |
|--------------------------|-------|---------|--|
| NP PARRAGUIRRE, RON D.   | 629   | 74.09%  |  |
| NONE OF THESE CANDIDATES | 220   | 25.91%  |  |
| Total Votes Cast         | 849   | 100.00% |  |
| Contest Totals           | 923   |         |  |

Precinct Summary Results Report  
 General Election  
 November 8, 2022

OFFICIAL RESULTS

CARSON CITY

405

COURT OF APPEALS JUDGE, DEPARTMENT 1

Vote For 1

|                          | TOTAL | VOTE %  |  |
|--------------------------|-------|---------|--|
| NP FORSBERG, RHONDA K.   | 212   | 24.94%  |  |
| NP WESTBROOK, DEBORAH    | 426   | 50.12%  |  |
| NONE OF THESE CANDIDATES | 212   | 24.94%  |  |
| Total Votes Cast         | 850   | 100.00% |  |
| Contest Totals           | 923   |         |  |

COURT OF APPEALS JUDGE, DEPARTMENT 2

Vote For 1

|                          | TOTAL | VOTE %  |  |
|--------------------------|-------|---------|--|
| NP GIBBONS, MICHAEL      | 656   | 77.09%  |  |
| NONE OF THESE CANDIDATES | 195   | 22.91%  |  |
| Total Votes Cast         | 851   | 100.00% |  |
| Contest Totals           | 923   |         |  |

COURT OF APPEALS JUDGE, DEPARTMENT 3

Vote For 1

|                          | TOTAL | VOTE %  |  |
|--------------------------|-------|---------|--|
| NP BULLA, BONNIE         | 613   | 73.24%  |  |
| NONE OF THESE CANDIDATES | 224   | 26.76%  |  |
| Total Votes Cast         | 837   | 100.00% |  |
| Contest Totals           | 923   |         |  |

SCHOOL TRUSTEE, DISTRICT 1

Vote For 1

|                          | TOTAL | VOTE %  |  |
|--------------------------|-------|---------|--|
| NP RAMIREZ, MARIA "LUPE" | 440   | 52.26%  |  |
| NP STINSON, JASON        | 402   | 47.74%  |  |
| Total Votes Cast         | 842   | 100.00% |  |
| Contest Totals           | 923   |         |  |

SCHOOL TRUSTEE, DISTRICT 6




Vote For 1

|                       | TOTAL | VOTE %  |  |
|-----------------------|-------|---------|--|
| NP COBB-ADAMS, SHANNA | 359   | 43.46%  |  |
| NP WALT, MOLLY        | 467   | 56.54%  |  |
| Total Votes Cast      | 826   | 100.00% |  |
| Contest Totals        | 923   |         |  |

405

CLERK-RECORDER

Vote For 1

|                            | TOTAL | VOTE %  |   |
|----------------------------|-------|---------|---|
| NP HOEN, WILLIAM "SCOTT"   | 414   | 48.76%  |  |
| NP WILKE-MCCULLOCH, STACIE | 435   | 51.24%  |  |
| Total Votes Cast           | 849   | 100.00% |  |
| Contest Totals             | 923   |         |   |

BOARD OF SUPERVISORS, WARD 1

Vote For 1

|                   | TOTAL | VOTE %  |   |
|-------------------|-------|---------|---|
| NP BRADSHAW, WADE | 354   | 42.14%  |  |
| NP GIOMI, STACEY  | 486   | 57.86%  |  |
| Total Votes Cast  | 840   | 100.00% |  |
| Contest Totals    | 923   |         |   |




BOARD OF SUPERVISORS, WARD 3

Vote For 1

|                    | TOTAL | VOTE %  |   |
|--------------------|-------|---------|---|
| NP HORTON, CURTIS  | 501   | 60.87%  |    |
| NP WELLS, JAMES R. | 322   | 39.13%  |   |
| Total Votes Cast   | 823   | 100.00% |  |
| Contest Totals     | 923   |         |   |

QUESTION NO. 1

Vote For 1

|                  | TOTAL | VOTE %  |   |
|------------------|-------|---------|---|
| YES              | 476   | 53.01%  |  |
| NO               | 422   | 46.99%  |  |
| Total Votes Cast | 898   | 100.00% |  |
| Contest Totals   | 923   |         |   |

QUESTION NO. 2

Vote For 1

|                  | TOTAL | VOTE %  |   |
|------------------|-------|---------|---|
| YES              | 448   | 49.94%  |  |
| NO               | 449   | 50.06%  |  |
| Total Votes Cast | 897   | 100.00% |  |
| Contest Totals   | 923   |         |   |

QUESTION NO. 3

Vote For 1

|                  | TOTAL | VOTE %  |   |
|------------------|-------|---------|---|
| YES              | 452   | 50.39%  |  |
| NO               | 445   | 49.61%  |  |
| Total Votes Cast | 897   | 100.00% |  |
| Contest Totals   | 923   |         |   |

405

---

QUESTION NO. CC 1

Vote For 1

|                  | TOTAL | VOTE %  |   |
|------------------|-------|---------|---|
| YES              | 560   | 61.88%  |  |
| NO               | 345   | 38.12%  |  |
| Total Votes Cast | 905   | 100.00% |  |
| Contest Totals   | 923   |         |   |

Precinct Summary Results Report  
 General Election  
 November 8, 2022

OFFICIAL RESULTS








CARSON CITY

407

| Statistics                | TOTAL  |
|---------------------------|--------|
| Registered Voters - Total | 2,195  |
| Ballots Cast - Total      | 1,500  |
| Voter Turnout - Total     | 68.34% |






UNITED STATES SENATE

Vote For 1

|                             | TOTAL | VOTE %  |   |
|-----------------------------|-------|---------|---|
| DEM CORTEZ MASTO, CATHERINE | 526   | 35.11%  |  |
| REP LAXALT, ADAM PAUL       | 941   | 62.82%  |  |
| NPP LINDEMANN, BARRY        | 10    | 0.67%   |  |
| IAP RUBINSON, BARRY         | 8     | 0.53%   |  |
| LPN SCOTT, NEIL             | 7     | 0.47%   |  |
| NONE OF THESE CANDIDATES    | 6     | 0.40%   |  |
| Total Votes Cast            | 1,498 | 100.00% |  |
| Contest Totals              | 1,500 |         |   |







US REPRESENTATIVE IN CONGRESS DISTRICT 2

Vote For 1

|                       | TOTAL | VOTE %  |   |
|-----------------------|-------|---------|---|
| REP AMODEI, MARK E.   | 1,010 | 67.56%  |   |
| LPN BABER, DARRYL     | 18    | 1.20%   |  |
| IAP BEST, RUSSELL     | 13    | 0.87%   |  |
| DEM KRAUSE, ELIZABETH | 454   | 30.37%  |  |
| Total Votes Cast      | 1,495 | 100.00% |  |
| Contest Totals        | 1,500 |         |   |

GOVERNOR

Vote For 1

|                          | TOTAL | VOTE %  |   |
|--------------------------|-------|---------|---|
| IAP BRIDGES, ED          | 16    | 1.07%   |  |
| LPN DAVIS, BRANDON       | 11    | 0.73%   |  |
| REP LOMBARDO, JOE        | 951   | 63.44%  |  |
| DEM SISOLAK, STEVE       | 509   | 33.96%  |  |
| NONE OF THESE CANDIDATES | 12    | 0.80%   |  |
| Total Votes Cast         | 1,499 | 100.00% |  |
| Contest Totals           | 1,500 |         |   |



Precinct Summary Results Report  
 General Election  
 November 8, 2022








OFFICIAL RESULTS

CARSON CITY

407







LIEUTENANT GOVERNOR

Vote For 1

|                                | TOTAL | VOTE %  |   |
|--------------------------------|-------|---------|---|
| REP ANTHONY, STAVROS           | 943   | 63.33%  |  |
| DEM CANO BURKHEAD, ELIZABETH   | 488   | 32.77%  |  |
| NPP DELAP, JOHN "TREY"         | 8     | 0.54%   |  |
| IAP HOGE, WILLIAM              | 18    | 1.21%   |  |
| LPN TACHIQUIN, JAVI "TRUJILLO" | 14    | 0.94%   |  |
| NONE OF THESE CANDIDATES       | 18    | 1.21%   |  |
| Total Votes Cast               | 1,489 | 100.00% |  |
| Contest Totals                 | 1,500 |         |   |







SECRETARY OF STATE

Vote For 1

|                                | TOTAL | VOTE %  |  |
|--------------------------------|-------|---------|--|
| DEM AGUILAR, FRANCISCO "CISCO" | 544   | 36.58%  |   |
| LPN CRANE, ROSS                | 10    | 0.67%   |   |
| IAP HANSEN, JANINE             | 25    | 1.68%   |   |
| REP MARCHANT, JIM              | 889   | 59.78%  |   |
| NONE OF THESE CANDIDATES       | 19    | 1.28%   |   |
| Total Votes Cast               | 1,487 | 100.00% |  |
| Contest Totals                 | 1,500 |         |  |






STATE TREASURER

Vote For 1

|                           | TOTAL | VOTE %  |   |
|---------------------------|-------|---------|---|
| DEM CONINE, ZACH          | 522   | 34.96%  |  |
| LPN ELLIOTT, BRYAN        | 24    | 1.61%   |  |
| REP FIORE, MICHELE        | 887   | 59.41%  |  |
| IAP HENDRICKSON, MARGARET | 31    | 2.08%   |  |
| NONE OF THESE CANDIDATES  | 29    | 1.94%   |  |
| Total Votes Cast          | 1,493 | 100.00% |  |
| Contest Totals            | 1,500 |         |   |

STATE CONTROLLER

Vote For 1

|                          | TOTAL | VOTE %  |   |
|--------------------------|-------|---------|---|
| REP MATTHEWS, ANDY       | 959   | 64.45%  |  |
| LPN PROFETA, JED W.      | 21    | 1.41%   |  |
| DEM SPIEGEL, ELLEN       | 473   | 31.79%  |  |
| NONE OF THESE CANDIDATES | 35    | 2.35%   |  |
| Total Votes Cast         | 1,488 | 100.00% |  |
| Contest Totals           | 1,500 |         |   |

Precinct Summary Results Report  
 General Election  
 November 8, 2022

OFFICIAL RESULTS

CARSON CITY

407

ATTORNEY GENERAL

Vote For 1

|                          | TOTAL | VOTE %  |  |
|--------------------------|-------|---------|--|
| REP CHATTAH, SIGAL       | 787   | 52.82%  |  |
| DEM FORD, AARON D.       | 579   | 38.86%  |  |
| LPN KENNEDY, JOHN T.     | 59    | 3.96%   |  |
| NONE OF THESE CANDIDATES | 65    | 4.36%   |  |
| Total Votes Cast         | 1,490 | 100.00% |  |
| Contest Totals           | 1,500 |         |  |

STATE SENATE, DISTRICT 16

Vote For 1

|                   | TOTAL | VOTE %  |  |
|-------------------|-------|---------|--|
| REP KRASNER, LISA | 989   | 67.51%  |  |
| DEM SIMS, AARON   | 476   | 32.49%  |  |
| Total Votes Cast  | 1,465 | 100.00% |  |
| Contest Totals    | 1,500 |         |  |

STATE ASSEMBLY, DISTRICT 40

Vote For 1

|                          | TOTAL | VOTE %  |  |
|--------------------------|-------|---------|--|
| DEM MCDANIEL, SHANNON C. | 478   | 32.43%  |  |
| REP O'NEILL, PHILIP "PK" | 962   | 65.26%  |  |
| LPN TOLL, SAM            | 34    | 2.31%   |  |
| Total Votes Cast         | 1,474 | 100.00% |  |
| Contest Totals           | 1,500 |         |  |

JUSTICE OF THE SUPREME COURT, SEAT A

Vote For 1

|                          | TOTAL | VOTE %  |  |
|--------------------------|-------|---------|--|
| NP BELL, LINDA           | 1,017 | 74.89%  |  |
| NONE OF THESE CANDIDATES | 341   | 25.11%  |  |
| Total Votes Cast         | 1,358 | 100.00% |  |
| Contest Totals           | 1,500 |         |  |

JUSTICE OF THE SUPREME COURT, SEAT E

Vote For 1

|                          | TOTAL | VOTE %  |  |
|--------------------------|-------|---------|--|
| NP PARRAGUIRRE, RON D.   | 1,059 | 77.92%  |  |
| NONE OF THESE CANDIDATES | 300   | 22.08%  |  |
| Total Votes Cast         | 1,359 | 100.00% |  |
| Contest Totals           | 1,500 |         |  |

Precinct Summary Results Report  
 General Election  
 November 8, 2022

OFFICIAL RESULTS

CARSON CITY

407

COURT OF APPEALS JUDGE, DEPARTMENT 1

Vote For 1

|                          | TOTAL | VOTE %  |  |
|--------------------------|-------|---------|--|
| NP FORSBERG, RHONDA K.   | 339   | 25.20%  |  |
| NP WESTBROOK, DEBORAH    | 688   | 51.15%  |  |
| NONE OF THESE CANDIDATES | 318   | 23.64%  |  |
| Total Votes Cast         | 1,345 | 100.00% |  |
| Contest Totals           | 1,500 |         |  |

COURT OF APPEALS JUDGE, DEPARTMENT 2

Vote For 1

|                          | TOTAL | VOTE %  |  |
|--------------------------|-------|---------|--|
| NP GIBBONS, MICHAEL      | 1,058 | 78.49%  |  |
| NONE OF THESE CANDIDATES | 290   | 21.51%  |  |
| Total Votes Cast         | 1,348 | 100.00% |  |
| Contest Totals           | 1,500 |         |  |

COURT OF APPEALS JUDGE, DEPARTMENT 3

Vote For 1

|                          | TOTAL | VOTE %  |  |
|--------------------------|-------|---------|--|
| NP BULLA, BONNIE         | 954   | 71.89%  |  |
| NONE OF THESE CANDIDATES | 373   | 28.11%  |  |
| Total Votes Cast         | 1,327 | 100.00% |  |
| Contest Totals           | 1,500 |         |  |

SCHOOL TRUSTEE, DISTRICT 1

Vote For 1

|                          | TOTAL | VOTE %  |  |
|--------------------------|-------|---------|--|
| NP RAMIREZ, MARIA "LUPE" | 605   | 45.01%  |  |
| NP STINSON, JASON        | 739   | 54.99%  |  |
| Total Votes Cast         | 1,344 | 100.00% |  |
| Contest Totals           | 1,500 |         |  |

SCHOOL TRUSTEE, DISTRICT 6




Vote For 1

|                       | TOTAL | VOTE %  |  |
|-----------------------|-------|---------|--|
| NP COBB-ADAMS, SHANNA | 626   | 48.23%  |  |
| NP WALT, MOLLY        | 672   | 51.77%  |  |
| Total Votes Cast      | 1,298 | 100.00% |  |
| Contest Totals        | 1,500 |         |  |

407




CLERK-RECORDER

Vote For 1

|                            | TOTAL | VOTE %  |   |
|----------------------------|-------|---------|---|
| NP HOEN, WILLIAM "SCOTT"   | 763   | 57.07%  |  |
| NP WILKE-MCCULLOCH, STACIE | 574   | 42.93%  |  |
| Total Votes Cast           | 1,337 | 100.00% |  |
| Contest Totals             | 1,500 |         |   |




BOARD OF SUPERVISORS, WARD 1

Vote For 1

|                   | TOTAL | VOTE %  |   |
|-------------------|-------|---------|---|
| NP BRADSHAW, WADE | 688   | 51.34%  |  |
| NP GIOMI, STACEY  | 652   | 48.66%  |  |
| Total Votes Cast  | 1,340 | 100.00% |  |
| Contest Totals    | 1,500 |         |   |




BOARD OF SUPERVISORS, WARD 3

Vote For 1

|                    | TOTAL | VOTE %  |   |
|--------------------|-------|---------|---|
| NP HORTON, CURTIS  | 838   | 63.87%  |    |
| NP WELLS, JAMES R. | 474   | 36.13%  |   |
| Total Votes Cast   | 1,312 | 100.00% |  |
| Contest Totals     | 1,500 |         |   |




QUESTION NO. 1

Vote For 1

|                  | TOTAL | VOTE %  |   |
|------------------|-------|---------|---|
| YES              | 645   | 43.64%  |  |
| NO               | 833   | 56.36%  |  |
| Total Votes Cast | 1,478 | 100.00% |  |
| Contest Totals   | 1,500 |         |   |




QUESTION NO. 2

Vote For 1

|                  | TOTAL | VOTE %  |   |
|------------------|-------|---------|---|
| YES              | 584   | 39.57%  |  |
| NO               | 892   | 60.43%  |  |
| Total Votes Cast | 1,476 | 100.00% |  |
| Contest Totals   | 1,500 |         |   |

QUESTION NO. 3

Vote For 1




|                  | TOTAL | VOTE %  |   |
|------------------|-------|---------|---|
| YES              | 612   | 41.38%  |  |
| NO               | 867   | 58.62%  |  |
| Total Votes Cast | 1,479 | 100.00% |  |
| Contest Totals   | 1,500 |         |   |

407

---

QUESTION NO. CC 1

Vote For 1

|                  | TOTAL | VOTE %  |   |
|------------------|-------|---------|---|
| YES              | 818   | 55.08%  |  |
| NO               | 667   | 44.92%  |  |
| Total Votes Cast | 1,485 | 100.00% |  |
| Contest Totals   | 1,500 |         |   |

Precinct Summary Results Report  
 General Election  
 November 8, 2022

OFFICIAL RESULTS

CARSON CITY

409

Statistics








TOTAL

|                           |        |
|---------------------------|--------|
| Registered Voters - Total | 1,710  |
| Ballots Cast - Total      | 1,158  |
| Voter Turnout - Total     | 67.72% |

UNITED STATES SENATE

Vote For 1






TOTAL VOTE %

|                             |       |         |   |
|-----------------------------|-------|---------|---|
| DEM CORTEZ MASTO, CATHERINE | 601   | 52.08%  |  |
| REP LAXALT, ADAM PAUL       | 518   | 44.89%  |  |
| NPP LINDEMANN, BARRY        | 10    | 0.87%   |  |
| IAP RUBINSON, BARRY         | 7     | 0.61%   |  |
| LPN SCOTT, NEIL             | 12    | 1.04%   |  |
| NONE OF THESE CANDIDATES    | 6     | 0.52%   |  |
| Total Votes Cast            | 1,154 | 100.00% |  |
| Contest Totals              | 1,158 |         |   |

US REPRESENTATIVE IN CONGRESS DISTRICT 2

Vote For 1







TOTAL VOTE %

|                       |       |         |   |
|-----------------------|-------|---------|---|
| REP AMODEI, MARK E.   | 593   | 51.61%  |   |
| LPN BABER, DARRYL     | 16    | 1.39%   |  |
| IAP BEST, RUSSELL     | 14    | 1.22%   |  |
| DEM KRAUSE, ELIZABETH | 526   | 45.78%  |  |
| Total Votes Cast      | 1,149 | 100.00% |  |
| Contest Totals        | 1,158 |         |   |

GOVERNOR

Vote For 1

TOTAL VOTE %

|                          |       |         |   |
|--------------------------|-------|---------|---|
| IAP BRIDGES, ED          | 10    | 0.87%   |  |
| LPN DAVIS, BRANDON       | 28    | 2.42%   |  |
| REP LOMBARDO, JOE        | 525   | 45.45%  |  |
| DEM SISOLAK, STEVE       | 572   | 49.52%  |  |
| NONE OF THESE CANDIDATES | 20    | 1.73%   |  |
| Total Votes Cast         | 1,155 | 100.00% |  |
| Contest Totals           | 1,158 |         |   |

Precinct Summary Results Report  
 General Election  
 November 8, 2022

OFFICIAL RESULTS

CARSON CITY

409

LIEUTENANT GOVERNOR

Vote For 1

|                               | TOTAL | VOTE %  |  |
|-------------------------------|-------|---------|--|
| REP ANTHONY, STAVROS          | 535   | 46.60%  |  |
| DEM CANO BURKHEAD, ELIZABETH  | 542   | 47.21%  |  |
| NPP DELAP, JOHN "TREY"        | 15    | 1.31%   |  |
| IAP HOGE, WILLIAM             | 9     | 0.78%   |  |
| LPN TACHQUIN, JAVI "TRUJILLO" | 15    | 1.31%   |  |
| NONE OF THESE CANDIDATES      | 32    | 2.79%   |  |
| Total Votes Cast              | 1,148 | 100.00% |  |
| Contest Totals                | 1,158 |         |  |

SECRETARY OF STATE

Vote For 1

|                                | TOTAL | VOTE %  |  |
|--------------------------------|-------|---------|--|
| DEM AGUILAR, FRANCISCO "CISCO" | 597   | 52.19%  |  |
| LPN CRANE, ROSS                | 13    | 1.14%   |  |
| IAP HANSEN, JANINE             | 31    | 2.71%   |  |
| REP MARCHANT, JIM              | 482   | 42.13%  |  |
| NONE OF THESE CANDIDATES       | 21    | 1.84%   |  |
| Total Votes Cast               | 1,144 | 100.00% |  |
| Contest Totals                 | 1,158 |         |  |

STATE TREASURER

Vote For 1

|                           | TOTAL | VOTE %  |  |
|---------------------------|-------|---------|--|
| DEM CONINE, ZACH          | 578   | 50.70%  |  |
| LPN ELLIOTT, BRYAN        | 25    | 2.19%   |  |
| REP FIORE, MICHELE        | 485   | 42.54%  |  |
| IAP HENDRICKSON, MARGARET | 25    | 2.19%   |  |
| NONE OF THESE CANDIDATES  | 27    | 2.37%   |  |
| Total Votes Cast          | 1,140 | 100.00% |  |
| Contest Totals            | 1,158 |         |  |

STATE CONTROLLER

Vote For 1

|                          | TOTAL | VOTE %  |  |
|--------------------------|-------|---------|--|
| REP MATTHEWS, ANDY       | 548   | 48.03%  |  |
| LPN PROFETA, JED W.      | 20    | 1.75%   |  |
| DEM SPIEGEL, ELLEN       | 546   | 47.85%  |  |
| NONE OF THESE CANDIDATES | 27    | 2.37%   |  |
| Total Votes Cast         | 1,141 | 100.00% |  |
| Contest Totals           | 1,158 |         |  |

Precinct Summary Results Report  
 General Election  
 November 8, 2022

OFFICIAL RESULTS

CARSON CITY

409

ATTORNEY GENERAL

Vote For 1

|                          | TOTAL | VOTE %  |  |
|--------------------------|-------|---------|--|
| REP CHATTAH, SIGAL       | 445   | 38.90%  |  |
| DEM FORD, AARON D.       | 623   | 54.46%  |  |
| LPN KENNEDY, JOHN T.     | 43    | 3.76%   |  |
| NONE OF THESE CANDIDATES | 33    | 2.88%   |  |
| Total Votes Cast         | 1,144 | 100.00% |  |
| Contest Totals           | 1,158 |         |  |

STATE SENATE, DISTRICT 16

Vote For 1

|                   | TOTAL | VOTE %  |  |
|-------------------|-------|---------|--|
| REP KRASNER, LISA | 583   | 51.59%  |  |
| DEM SIMS, AARON   | 547   | 48.41%  |  |
| Total Votes Cast  | 1,130 | 100.00% |  |
| Contest Totals    | 1,158 |         |  |

STATE ASSEMBLY, DISTRICT 40

Vote For 1

|                          | TOTAL | VOTE %  |  |
|--------------------------|-------|---------|--|
| DEM MCDANIEL, SHANNON C. | 524   | 46.37%  |  |
| REP O'NEILL, PHILIP "PK" | 579   | 51.24%  |  |
| LPN TOLL, SAM            | 27    | 2.39%   |  |
| Total Votes Cast         | 1,130 | 100.00% |  |
| Contest Totals           | 1,158 |         |  |

JUSTICE OF THE SUPREME COURT, SEAT A

Vote For 1

|                          | TOTAL | VOTE %  |  |
|--------------------------|-------|---------|--|
| NP BELL, LINDA           | 818   | 77.90%  |  |
| NONE OF THESE CANDIDATES | 232   | 22.10%  |  |
| Total Votes Cast         | 1,050 | 100.00% |  |
| Contest Totals           | 1,158 |         |  |

JUSTICE OF THE SUPREME COURT, SEAT E

Vote For 1

|                          | TOTAL | VOTE %  |  |
|--------------------------|-------|---------|--|
| NP PARRAGUIRRE, RON D.   | 818   | 77.61%  |  |
| NONE OF THESE CANDIDATES | 236   | 22.39%  |  |
| Total Votes Cast         | 1,054 | 100.00% |  |
| Contest Totals           | 1,158 |         |  |



Precinct Summary Results Report  
 General Election  
 November 8, 2022

OFFICIAL RESULTS

CARSON CITY

409

COURT OF APPEALS JUDGE, DEPARTMENT 1

Vote For 1

|                          | TOTAL | VOTE %  |  |
|--------------------------|-------|---------|--|
| NP FORSBERG, RHONDA K.   | 232   | 22.12%  |  |
| NP WESTBROOK, DEBORAH    | 560   | 53.38%  |  |
| NONE OF THESE CANDIDATES | 257   | 24.50%  |  |
| Total Votes Cast         | 1,049 | 100.00% |  |
| Contest Totals           | 1,158 |         |  |

COURT OF APPEALS JUDGE, DEPARTMENT 2

Vote For 1

|                          | TOTAL | VOTE %  |  |
|--------------------------|-------|---------|--|
| NP GIBBONS, MICHAEL      | 798   | 76.51%  |  |
| NONE OF THESE CANDIDATES | 245   | 23.49%  |  |
| Total Votes Cast         | 1,043 | 100.00% |  |
| Contest Totals           | 1,158 |         |  |

COURT OF APPEALS JUDGE, DEPARTMENT 3

Vote For 1

|                          | TOTAL | VOTE %  |  |
|--------------------------|-------|---------|--|
| NP BULLA, BONNIE         | 780   | 75.51%  |  |
| NONE OF THESE CANDIDATES | 253   | 24.49%  |  |
| Total Votes Cast         | 1,033 | 100.00% |  |
| Contest Totals           | 1,158 |         |  |

SCHOOL TRUSTEE, DISTRICT 1

Vote For 1

|                          | TOTAL | VOTE %  |  |
|--------------------------|-------|---------|--|
| NP RAMIREZ, MARIA "LUPE" | 613   | 58.89%  |  |
| NP STINSON, JASON        | 428   | 41.11%  |  |
| Total Votes Cast         | 1,041 | 100.00% |  |
| Contest Totals           | 1,158 |         |  |

SCHOOL TRUSTEE, DISTRICT 6




Vote For 1

|                       | TOTAL | VOTE %  |  |
|-----------------------|-------|---------|--|
| NP COBB-ADAMS, SHANNA | 372   | 36.69%  |  |
| NP WALT, MOLLY        | 642   | 63.31%  |  |
| Total Votes Cast      | 1,014 | 100.00% |  |
| Contest Totals        | 1,158 |         |  |

409

CLERK-RECORDER

Vote For 1

|                            | TOTAL | VOTE %  |   |
|----------------------------|-------|---------|---|
| NP HOEN, WILLIAM "SCOTT"   | 464   | 44.49%  |  |
| NP WILKE-MCCULLOCH, STACIE | 579   | 55.51%  |  |
| Total Votes Cast           | 1,043 | 100.00% |  |
| Contest Totals             | 1,158 |         |   |




BOARD OF SUPERVISORS, WARD 1

Vote For 1

|                   | TOTAL | VOTE %  |   |
|-------------------|-------|---------|---|
| NP BRADSHAW, WADE | 395   | 37.87%  |  |
| NP GIOMI, STACEY  | 648   | 62.13%  |  |
| Total Votes Cast  | 1,043 | 100.00% |  |
| Contest Totals    | 1,158 |         |   |

BOARD OF SUPERVISORS, WARD 3

Vote For 1

|                    | TOTAL | VOTE %  |   |
|--------------------|-------|---------|---|
| NP HORTON, CURTIS  | 569   | 56.90%  |    |
| NP WELLS, JAMES R. | 431   | 43.10%  |   |
| Total Votes Cast   | 1,000 | 100.00% |  |
| Contest Totals     | 1,158 |         |   |

QUESTION NO. 1

Vote For 1

|                  | TOTAL | VOTE %  |   |
|------------------|-------|---------|---|
| YES              | 623   | 55.08%  |  |
| NO               | 508   | 44.92%  |  |
| Total Votes Cast | 1,131 | 100.00% |  |
| Contest Totals   | 1,158 |         |   |

QUESTION NO. 2

Vote For 1

|                  | TOTAL | VOTE %  |   |
|------------------|-------|---------|---|
| YES              | 544   | 48.40%  |  |
| NO               | 580   | 51.60%  |  |
| Total Votes Cast | 1,124 | 100.00% |  |
| Contest Totals   | 1,158 |         |   |

QUESTION NO. 3

Vote For 1




|                  | TOTAL | VOTE %  |   |
|------------------|-------|---------|---|
| YES              | 571   | 50.62%  |  |
| NO               | 557   | 49.38%  |  |
| Total Votes Cast | 1,128 | 100.00% |  |
| Contest Totals   | 1,158 |         |   |

409

---

QUESTION NO. CC 1

Vote For 1

|                  | TOTAL | VOTE %  |   |
|------------------|-------|---------|---|
| YES              | 728   | 63.92%  |  |
| NO               | 411   | 36.08%  |  |
| Total Votes Cast | 1,139 | 100.00% |  |
| Contest Totals   | 1,158 |         |   |

Precinct Summary Results Report  
 General Election  
 November 8, 2022

OFFICIAL RESULTS

CARSON CITY

411

Statistics








TOTAL

|                           |        |
|---------------------------|--------|
| Registered Voters - Total | 883    |
| Ballots Cast - Total      | 631    |
| Voter Turnout - Total     | 71.46% |

UNITED STATES SENATE

Vote For 1




TOTAL VOTE %

|                             |     |         |   |
|-----------------------------|-----|---------|---|
| DEM CORTEZ MASTO, CATHERINE | 222 | 35.29%  |  |
| REP LAXALT, ADAM PAUL       | 387 | 61.53%  |  |
| NPP LINDEMANN, BARRY        | 4   | 0.64%   |  |
| IAP RUBINSON, BARRY         | 4   | 0.64%   |  |
| LPN SCOTT, NEIL             | 6   | 0.95%   |  |
| NONE OF THESE CANDIDATES    | 6   | 0.95%   |  |
| Total Votes Cast            | 629 | 100.00% |  |
| Contest Totals              | 631 |         |   |

US REPRESENTATIVE IN CONGRESS DISTRICT 2

Vote For 1







TOTAL VOTE %

|                       |     |         |   |
|-----------------------|-----|---------|---|
| REP AMODEI, MARK E.   | 428 | 68.04%  |   |
| LPN BABER, DARRYL     | 10  | 1.59%   |  |
| IAP BEST, RUSSELL     | 11  | 1.75%   |  |
| DEM KRAUSE, ELIZABETH | 180 | 28.62%  |  |
| Total Votes Cast      | 629 | 100.00% |  |
| Contest Totals        | 631 |         |   |

GOVERNOR

Vote For 1

TOTAL VOTE %

|                          |     |         |   |
|--------------------------|-----|---------|---|
| IAP BRIDGES, ED          | 3   | 0.48%   |  |
| LPN DAVIS, BRANDON       | 8   | 1.27%   |  |
| REP LOMBARDO, JOE        | 402 | 64.01%  |  |
| DEM SISOLAK, STEVE       | 205 | 32.64%  |  |
| NONE OF THESE CANDIDATES | 10  | 1.59%   |  |
| Total Votes Cast         | 628 | 100.00% |  |
| Contest Totals           | 631 |         |   |

Precinct Summary Results Report  
 General Election  
 November 8, 2022

OFFICIAL RESULTS

CARSON CITY

411

LIEUTENANT GOVERNOR

Vote For 1

|                                | TOTAL | VOTE %  |  |
|--------------------------------|-------|---------|--|
| REP ANTHONY, STAVROS           | 399   | 64.15%  |  |
| DEM CANO BURKHEAD, ELIZABETH   | 193   | 31.03%  |  |
| NPP DELAP, JOHN "TREY"         | 3     | 0.48%   |  |
| IAP HOGE, WILLIAM              | 8     | 1.29%   |  |
| LPN TACHIQUIN, JAVI "TRUJILLO" | 9     | 1.45%   |  |
| NONE OF THESE CANDIDATES       | 10    | 1.61%   |  |
| Total Votes Cast               | 622   | 100.00% |  |
| Contest Totals                 | 631   |         |  |

SECRETARY OF STATE

Vote For 1

|                                | TOTAL | VOTE %  |  |
|--------------------------------|-------|---------|--|
| DEM AGUILAR, FRANCISCO "CISCO" | 220   | 35.14%  |  |
| LPN CRANE, ROSS                | 11    | 1.76%   |  |
| IAP HANSEN, JANINE             | 26    | 4.15%   |  |
| REP MARCHANT, JIM              | 363   | 57.99%  |  |
| NONE OF THESE CANDIDATES       | 6     | 0.96%   |  |
| Total Votes Cast               | 626   | 100.00% |  |
| Contest Totals                 | 631   |         |  |

STATE TREASURER

Vote For 1

|                           | TOTAL | VOTE %  |  |
|---------------------------|-------|---------|--|
| DEM CONINE, ZACH          | 217   | 34.78%  |  |
| LPN ELLIOTT, BRYAN        | 19    | 3.04%   |  |
| REP FIORE, MICHELE        | 370   | 59.29%  |  |
| IAP HENDRICKSON, MARGARET | 8     | 1.28%   |  |
| NONE OF THESE CANDIDATES  | 10    | 1.60%   |  |
| Total Votes Cast          | 624   | 100.00% |  |
| Contest Totals            | 631   |         |  |

STATE CONTROLLER

Vote For 1

|                          | TOTAL | VOTE %  |  |
|--------------------------|-------|---------|--|
| REP MATTHEWS, ANDY       | 398   | 64.30%  |  |
| LPN PROFETA, JED W.      | 12    | 1.94%   |  |
| DEM SPIEGEL, ELLEN       | 190   | 30.69%  |  |
| NONE OF THESE CANDIDATES | 19    | 3.07%   |  |
| Total Votes Cast         | 619   | 100.00% |  |
| Contest Totals           | 631   |         |  |

Precinct Summary Results Report  
 General Election  
 November 8, 2022

OFFICIAL RESULTS

CARSON CITY

411

ATTORNEY GENERAL

Vote For 1

|                          | TOTAL | VOTE %  |  |
|--------------------------|-------|---------|--|
| REP CHATTAH, SIGAL       | 313   | 50.48%  |  |
| DEM FORD, AARON D.       | 243   | 39.19%  |  |
| LPN KENNEDY, JOHN T.     | 39    | 6.29%   |  |
| NONE OF THESE CANDIDATES | 25    | 4.03%   |  |
| Total Votes Cast         | 620   | 100.00% |  |
| Contest Totals           | 631   |         |  |

STATE SENATE, DISTRICT 16

Vote For 1

|                   | TOTAL | VOTE %  |  |
|-------------------|-------|---------|--|
| REP KRASNER, LISA | 428   | 69.82%  |  |
| DEM SIMS, AARON   | 185   | 30.18%  |  |
| Total Votes Cast  | 613   | 100.00% |  |
| Contest Totals    | 631   |         |  |

STATE ASSEMBLY, DISTRICT 40

Vote For 1

|                          | TOTAL | VOTE %  |  |
|--------------------------|-------|---------|--|
| DEM MCDANIEL, SHANNON C. | 187   | 30.21%  |  |
| REP O'NEILL, PHILIP "PK" | 408   | 65.91%  |  |
| LPN TOLL, SAM            | 24    | 3.88%   |  |
| Total Votes Cast         | 619   | 100.00% |  |
| Contest Totals           | 631   |         |  |

JUSTICE OF THE SUPREME COURT, SEAT A

Vote For 1

|                          | TOTAL | VOTE %  |  |
|--------------------------|-------|---------|--|
| NP BELL, LINDA           | 443   | 78.13%  |  |
| NONE OF THESE CANDIDATES | 124   | 21.87%  |  |
| Total Votes Cast         | 567   | 100.00% |  |
| Contest Totals           | 631   |         |  |

JUSTICE OF THE SUPREME COURT, SEAT E

Vote For 1

|                          | TOTAL | VOTE %  |  |
|--------------------------|-------|---------|--|
| NP PARRAGUIRRE, RON D.   | 459   | 80.81%  |  |
| NONE OF THESE CANDIDATES | 109   | 19.19%  |  |
| Total Votes Cast         | 568   | 100.00% |  |
| Contest Totals           | 631   |         |  |

Precinct Summary Results Report  
 General Election  
 November 8, 2022

OFFICIAL RESULTS

CARSON CITY

411

COURT OF APPEALS JUDGE, DEPARTMENT 1

Vote For 1

|                          | TOTAL | VOTE %  |  |
|--------------------------|-------|---------|--|
| NP FORSBERG, RHONDA K.   | 151   | 26.49%  |  |
| NP WESTBROOK, DEBORAH    | 306   | 53.68%  |  |
| NONE OF THESE CANDIDATES | 113   | 19.82%  |  |
| Total Votes Cast         | 570   | 100.00% |  |
| Contest Totals           | 631   |         |  |

COURT OF APPEALS JUDGE, DEPARTMENT 2

Vote For 1

|                          | TOTAL | VOTE %  |  |
|--------------------------|-------|---------|--|
| NP GIBBONS, MICHAEL      | 475   | 83.33%  |  |
| NONE OF THESE CANDIDATES | 95    | 16.67%  |  |
| Total Votes Cast         | 570   | 100.00% |  |
| Contest Totals           | 631   |         |  |

COURT OF APPEALS JUDGE, DEPARTMENT 3

Vote For 1

|                          | TOTAL | VOTE %  |  |
|--------------------------|-------|---------|--|
| NP BULLA, BONNIE         | 432   | 76.46%  |  |
| NONE OF THESE CANDIDATES | 133   | 23.54%  |  |
| Total Votes Cast         | 565   | 100.00% |  |
| Contest Totals           | 631   |         |  |

SCHOOL TRUSTEE, DISTRICT 1

Vote For 1

|                          | TOTAL | VOTE %  |  |
|--------------------------|-------|---------|--|
| NP RAMIREZ, MARIA "LUPE" | 259   | 44.81%  |  |
| NP STINSON, JASON        | 319   | 55.19%  |  |
| Total Votes Cast         | 578   | 100.00% |  |
| Contest Totals           | 631   |         |  |

SCHOOL TRUSTEE, DISTRICT 6

Vote For 1

|                       | TOTAL | VOTE %  |  |
|-----------------------|-------|---------|--|
| NP COBB-ADAMS, SHANNA | 208   | 36.62%  |  |
| NP WALT, MOLLY        | 360   | 63.38%  |  |
| Total Votes Cast      | 568   | 100.00% |  |
| Contest Totals        | 631   |         |  |

Precinct Summary Results Report  
 General Election  
 November 8, 2022




OFFICIAL RESULTS

CARSON CITY

411


CLERK-RECORDER

Vote For 1

|                            | TOTAL | VOTE %  |   |
|----------------------------|-------|---------|---|
| NP HOEN, WILLIAM "SCOTT"   | 323   | 56.47%  |  |
| NP WILKE-MCCULLOCH, STACIE | 249   | 43.53%  |  |
| Total Votes Cast           | 572   | 100.00% |  |
| Contest Totals             | 631   |         |   |

BOARD OF SUPERVISORS, WARD 1

Vote For 1

|                   | TOTAL | VOTE %  |   |
|-------------------|-------|---------|---|
| NP BRADSHAW, WADE | 242   | 41.44%  |  |
| NP GIOMI, STACEY  | 342   | 58.56%  |  |
| Total Votes Cast  | 584   | 100.00% |  |
| Contest Totals    | 631   |         |   |

BOARD OF SUPERVISORS, WARD 3

Vote For 1

|                    | TOTAL | VOTE %  |   |
|--------------------|-------|---------|---|
| NP HORTON, CURTIS  | 365   | 64.26%  |    |
| NP WELLS, JAMES R. | 203   | 35.74%  |   |
| Total Votes Cast   | 568   | 100.00% |  |
| Contest Totals     | 631   |         |   |

QUESTION NO. 1

Vote For 1

|                  | TOTAL | VOTE %  |   |
|------------------|-------|---------|---|
| YES              | 237   | 37.98%  |  |
| NO               | 387   | 62.02%  |  |
| Total Votes Cast | 624   | 100.00% |  |
| Contest Totals   | 631   |         |   |

QUESTION NO. 2

Vote For 1

|                  | TOTAL | VOTE %  |   |
|------------------|-------|---------|---|
| YES              | 216   | 34.73%  |  |
| NO               | 406   | 65.27%  |  |
| Total Votes Cast | 622   | 100.00% |  |
| Contest Totals   | 631   |         |   |

QUESTION NO. 3

Vote For 1

|                  | TOTAL | VOTE %  |   |
|------------------|-------|---------|---|
| YES              | 245   | 39.52%  |  |
| NO               | 375   | 60.48%  |  |
| Total Votes Cast | 620   | 100.00% |  |
| Contest Totals   | 631   |         |   |





411

---

QUESTION NO. CC 1

Vote For 1

|                  | TOTAL | VOTE %  |   |
|------------------|-------|---------|---|
| YES              | 339   | 53.98%  |  |
| NO               | 289   | 46.02%  |  |
| Total Votes Cast | 628   | 100.00% |  |
| Contest Totals   | 631   |         |   |

Results certified this 18<sup>th</sup> day of November, 2022.

By:

---

Lori Bagwell  
Mayor

Attested By:

---

Aubrey Rowlett, Carson City Clerk-Recorder

**From:** [Emily Toups](#)  
**To:** [Public Comment](#)  
**Subject:** Canvass the Vote  
**Date:** Thursday, November 17, 2022 9:44:09 AM

---

This message originated outside of Carson City's email system. Use caution if this message contains attachments, links, or requests for information.

Name:

Emily Toups on behalf of the Carson City Elections and Marriage Department

“Aubrey, we all just wanted to say thank you so much for everything you’ve taught us over the last few years. It’s been a pleasure working with you. We will all miss you!”

**From:** [Lisa Partee](#)  
**To:** [Public Comment](#)  
**Subject:** Election Certification  
**Date:** Thursday, November 17, 2022 1:27:40 PM

---

**This message originated outside of Carson City's email system. Use caution if this message contains attachments, links, or requests for information.**

---

Dear Board Members,

I plea to you to NOT CERTIFY the Carson City Election.

When I look to see if my vote was counted all that shows ONLY WHAT TIME I CHECKED IN under the heading "Most Recent Ballot".

"58712 Partee,Lisa S Nov 08, 2022 10:00 AM"

Needless to say everyone listed on this "Most Recent Ballot" list is only showing that they Checked IN, not that they actually **VOTED**.

**This is unconstitutional**, as well as not safe, because anyone who hasn't **actually VOTED**, or whose votes were **NOT counted** (but only checked in) can have their votes substituted easily by "found" ballots that were demonstrated across our state, that affected ALL OF US. They just substitute my vote for someone else and miraculously the numbers match up?

This is NOT acceptable!

This is NOT a transparent process, and a there are no answers with calls to the Clerk's office or the Secretary of State's office either?

The mail in ballots are an absolute abomination and to allow harvesting is an insult to all.

I just want to know my ballot was CAST and COUNTED. I do not have that. None of us do.

I implore you to NOT certify this election until you have safety protocols in place and can truly demonstrate honesty in our election and elections going forward.

Sincerely,

Lisa Partee  
1100 Fremont St  
Carson City NV 89701

**From:** [shellie shannon](#)  
**To:** [Public Comment](#)  
**Subject:** Certifying election  
**Date:** Thursday, November 17, 2022 1:31:38 PM

---

**This message originated outside of Carson City's email system. Use caution if this message contains attachments, links, or requests for information.**

---

As a third generation Nevadan and Carson City resident, I believe there are too many questions about this election that need to be resolved before the election is certified.

Please put a pause on certifying the election results.

Thank you,

Shellie Shannon  
Carson City

[Sent from Yahoo Mail for iPhone](#)

**From:** [Charlotte Stewart](#)  
**To:** [Public Comment](#)  
**Subject:** Election Certification  
**Date:** Thursday, November 17, 2022 1:39:17 PM

---

**This message originated outside of Carson City's email system. Use caution if this message contains attachments, links, or requests for information.**

---

Hi my name is Charlotte Stewart and I'm a Carson City resident asking you please don't certify the 2022 midterm election. In Washoe County the cameras/lights went out and counting continued all of the sudden many votes appeared. I don't believe our elections are fair and will not give up until a complete investigation is done. The Nye County hand count has proven so far handcount is more accurate than the machines. Also the machines contain personal identifying information regarding name, party, vote history, address etc. I do not consent to my personal information being shared with wherever this machine sends it. Our votes are sacred. I contest the the results without thorough investigation by an outside party the ROV and SOS supposedly investigating themselves is not an investigation.

Thank you,  
Charlotte Stewart

**From:** [Mariann Humphrey](#)  
**To:** [Public Comment](#)  
**Subject:** Elections  
**Date:** Thursday, November 17, 2022 2:22:36 PM

---

This message originated outside of Carson City's email system. Use caution if this message contains attachments, links, or requests for information.

As a concerned citizen and resident of Carson City, I am asking you not please not certify the election until we know our votes were actually counted. When checked it wasn't verified that my vote had actually been counted.

Thank You,  
Mariann Humphrey

Sent from my iPad

**From:** [djpartee@charter.net](mailto:djpartee@charter.net)  
**To:** [Public Comment](#)  
**Subject:** Canvass the Vote  
**Date:** Thursday, November 17, 2022 2:28:49 PM

---

**This message originated outside of Carson City's email system. Use caution if this message contains attachments, links, or requests for information.**

---

Dear Board Members,

Please DO NOT CERTIFY the Carson City Election.

When I look to see if my vote was counted all that shows ONLY WHAT TIME I CHECKED IN under the heading "Most Recent Ballot". Needless to say everyone listed on this "Most Recent Ballot" list is only showing that they Checked IN, not that they actually **VOTED**.

Board of Supervisors,

I just want to know my ballot was CAST and COUNTED. I do not have that. None of us do. This is NOT acceptable nor is it a transparent process!

I understand that the Clerk's office and SOS offices are busy, but to not get answers with calls to the Clerk's office or the Secretary of State's office is unacceptable.

The mail in ballots are an absolute abomination and to allow harvesting is an insult to all.

I implore you to NOT certify this election until you have done a hand recount and that it matches the machines and can truly demonstrate that the elections were done honestly.

Sincerely,

David Partee  
1100 Fremont St  
Carson City NV 89701

---



**From:** [Maxine Bradshaw](#)  
**To:** [Public Comment](#)  
**Subject:** November 18, 2022 Board of Supervisors meeting; Canvass of Votes, Agenda #5  
**Date:** Thursday, November 17, 2022 2:51:18 PM

---

**This message originated outside of Carson City's email system. Use caution if this message contains attachments, links, or requests for information.**

---

Regarding item #5 on the agenda for November 18, 2022 the canvass of votes for the 2022 General Election, I Maxine Bradshaw respectfully submit that there be no Certification of this specific election cited. There have been questions raised regarding 'curing' of votes and other issues raised. There needs to be time delegated to address these issues and others concerning late votes coming in via mail in ballots. Thank you.

Maxine Bradshaw

**From:** [Karen Stephens](#)  
**To:** [Public Comment](#)  
**Subject:** The Carson City Election  
**Date:** Thursday, November 17, 2022 2:56:47 PM

---

This message originated outside of Carson City's email system. Use caution if this message contains attachments, links, or requests for information.

The Carson City November General 2022 Election must not be certified without a hand count, such as being done in Nye County.

As a poll worker at the Carson City General Election, I noted anomalies during the election process that I believe raise serious concerns regarding the election process and the Tabulator machines used in Carson City.

Many individuals did not even bother to vote based on the perception that their vote would be manipulated.

We need to restore faith in our election process.

Thank you, Karen Stephens

**From:** [Bob B](#)  
**To:** [Public Comment](#)  
**Subject:** Do not certify - We the People Demand a new fair (no cheating) election. Paper ballots.  
**Date:** Thursday, November 17, 2022 1:47:46 PM

---

This message originated outside of Carson City's email system. Use caution if this message contains attachments, links, or requests for information.

Robert J Beach

Sent from my iPad

**From:** [CCEO](#)  
**To:** [Public Comment](#)  
**Subject:** FW: Email contact from Carson City  
**Date:** Thursday, November 17, 2022 3:00:05 PM

---

Message submitted from the <Carson City> website.

**Site Visitor Name:** Joy Trushenski  
**Site Visitor Email:** [truejoy927@att.net](mailto:truejoy927@att.net)

Carson City Board of Supervisors, this is the 2nd notice I am sending you about NOT certifying the general election. I can not find where my vote was counted, just when I checked in the day I voted and the time. I want to make sure my vote counted. I am not alone as there are others like me. Please hold off on the certification until this is corrected.

Respectfully,  
Joy Trushenski  
4158 Stampede Drive  
Carson City, NV  
phone : 775-7810865

**From:** [CCEO](#)  
**To:** [Public Comment](#)  
**Subject:** FW: Email contact from Carson City  
**Date:** Thursday, November 17, 2022 2:59:56 PM

---

Message submitted from the <Carson City> website.

**Site Visitor Name:** Joy Trushenski  
**Site Visitor Email:** [truejoy927@att.net](mailto:truejoy927@att.net)

Carson City Board of Supervisors, please do not certify the general election as I do not know if my vote counted. When I check to see if my vote counted on the CC election website, it just shows the time and date I checked in. Not the time my vote was cast and that it counted. This is wrong. Not happy at all with election machines. We need to go back to paper ballots.

Respectfully,  
Joy Trushenski  
4158 Stampede Drive  
Carson City, NV 89701  
phone 775-7810865