



Report: GPA Standard Oversight Report
Account: CARSON-Investment Core FTN
Date: 07/01/2024 - 09/30/2024

Portfolio	
	Portfolio
Par Amount	87,088,465.52
Book Value	86,191,708.25
Market Value	86,417,312.57
Net Unrealized Gain/Loss	225,604.33
Yield at Cost	3.684
Effective Duration	2.065
Maturity in Years	2.329

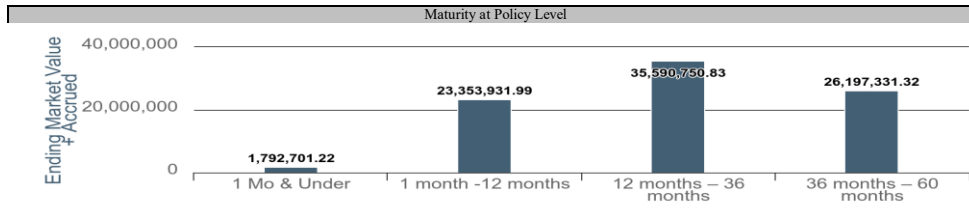
Footnote: 1

Compliance	
Status	Compliant
As of	09/30/2024

Reconciliation	
Status	Reconciled
Last Reconciled For	10/08/2024

Asset Allocation at Policy Level		
GPA Asset Class	Ending Market Value + Accrued	Ending Market Value + Accr
IADB	2,989,953.09	3.439%
Asset Backed	3,024,232.22	3.479%
PEFCO	3,892,953.82	4.478%
FNMA	5,030,599.63	5.787%
Other	6,242,496.75	7.181%
US Treasury	6,768,705.68	7.786%
Bank Deposit	7,824,980.70	9.001%
Commercial Paper	10,245,178.12	11.785%
Corporate	12,809,103.31	14.734%
FHLB	13,502,094.33	15.531%
Total	86,934,715.35	100.000%

Footnotes: 2,3,4

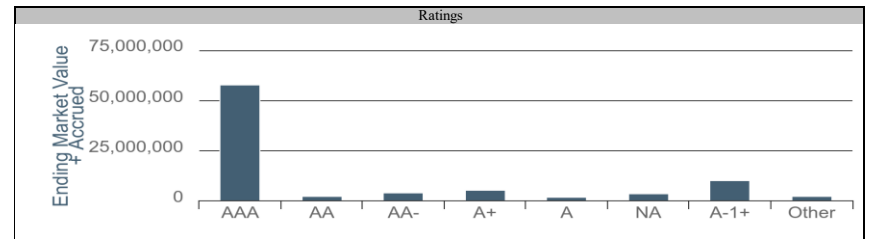
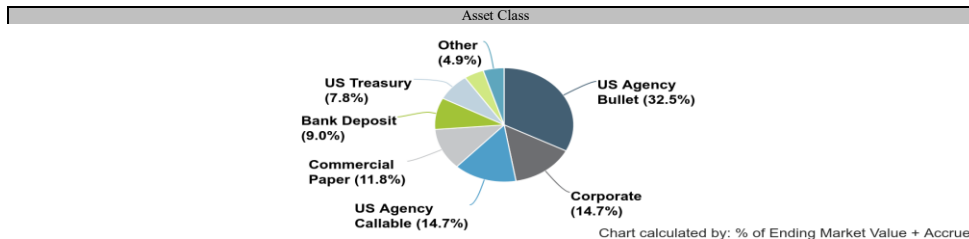


Activity	
	Portfolio
Beginning Book Value	85,455,646.32
Purchases	28,529,754.73
Sales	-13,723,229.99
Net Amortization/Accretion Incon	166,393.22
Net Realized Gain/Loss	0.00
Ending Book Value	86,191,708.25

Footnote: 4

Earnings	
	Portfolio
Net Amortization/Accretion Incon	166,393.22
Interest Earned	607,428.60
Net Realized Gain/Loss	0.00
Earned Income	773,821.82
Book Yield	3.686

Footnotes: 4,5



1: * Weighted by: Market Value
 2: * Grouped by: GPA Asset Class
 3: * Groups Sorted by: % of Ending Market Value + Accrued
 4: * Weighted by: Ending Market Value + Accrued
 5: * Formula Column: Earned Income = [Interest Earned]+[Net Amortization/Accretion Income]